

Latest cutting tools and solutions

2024

02

SIMPLIFY YOUR WORK WITH OUR MOBILE APPS

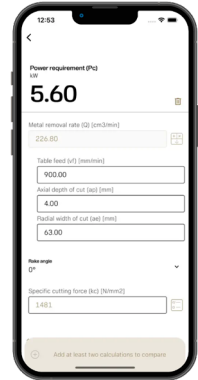
1.

Calculators for precision machining

The Machining calculator app is your ultimate companion for precision machining. Designed for engineers and operators, it calculates optimal cut settings for turning, milling, drilling, and tapping applications based on your job parameters. Discover how small

adjustments can lead to significant improvements in your machining results.

> [Download Machining calculator for iPhone on App Store](#)
> [Download Machining calculator for Android on Google Play store](#)



2.

Tool wear analysis made easy

Say goodbye to the mystery of tool wear! The Tool wear analyzer app is your solution. Capture images of tool wear with your phone and effortlessly compare them to a repository of wear types. Measure, save, and share tool wear data with ease. Ideal for anyone working with machining processes, this

app streamlines the identification of cutting tool wear causes, saving you time and increasing accuracy.

> [Download Tool wear analyzer for iPhone on App Store](#)
> [Download Tool wear analyzer for Android on Google Play store](#)



3.

Your all-in-one machining companion

Meet your all-in-one machining companion, Ifind. This app is your one-stop-shop for tools, solutions, and information. With Ifind, you can:

Get Tool Recommendations:

Discover the perfect tools for your needs.

Find Cutting Data:

Access the correct cutting data for efficient machining.

Make Purchases:

Easily order the tools and equipment you require.

Track Orders:

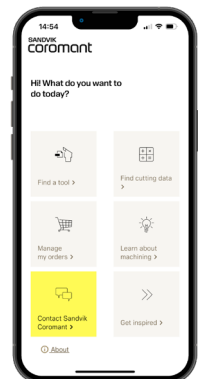
Keep tabs on your orders for a hassle-free experience.

Educate Yourself:

Access valuable resources and stay updated on industry trends.

If you download only one app, make it Ifind. It's the ultimate tool to streamline your machining process and boost productivity.

> [Download Ifind or iPhone on App Store](#)
> [Download Ifind or Android on Google Play store](#)



Turning	4
Inserts	4
External tools	91
Internal tools	126
Turning tool adaptors	138
Parting and grooving	150
Inserts	150
External tools	170
Internal tools	269
Milling	276
Inserts	276
Groove milling	339
Face milling	340
Square shoulder milling	349
Optimized solid round tools	361
Versatile solid round tools	396
Threading	418
Tapping tools	418
Boring	466
Rotation symmetric boring adaptor	466
Drilling	474
Optimized solid carbide drills	474
Holding	538
Rotating tool adaptors	538
Non-rotating tools adaptors	554

SANDVIK
COROMANT
Silent Tools™

Read more about Silent Tools™:
sandvik.coromant.com/silenttools



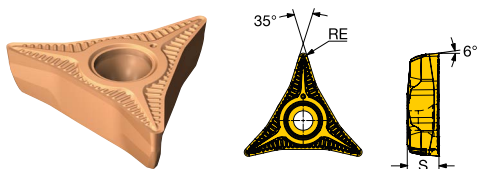
Turning

Inserts	4
CoroTurn® Prime insert for turning	4
CoroTurn® TR insert for turning	7
T-Max® P insert for turning	10
T-Max® insert for turning	53
T-Max® insert for grooving	67
T-Max® insert for profilin	70
CoroTurn® 107 insert for turning	71
CoroTurn® 107 insert with rail for turning	86
CoroCut® XS insert for turning	88
Insert for railway wheel re-turning	90
External tools	91
CoroTurn® Prime for Y-axis turning	91
CoroTurn® TR cutting unit for turning	92
CoroTurn® 107 cutting unit for turning	101
T-Max® P cutting unit for turning	108
CoroTurn® 107 QS shank tool for turning	115
T-Max® P QS shank tool for turning	116
CoroTurn® 107 QSM tool for general turning	117
CoroTurn® 107 QSM tool for Y-axis general turning	121
CoroThread® 266 QSM tool for thread turning	122
CoroCut® XS QSM tool for parting and grooving	123
CoroCut® XS QSM tool for Y-axis parting and grooving	124
CoroCut® 2 QSM tool for parting and grooving	125
Internal tools	126
CoroTurn® 107 head for turning	126
CoroTurn® 107 head for back boring	135
Turning tool adaptors	138
Cylindrical shank to CoroTurn® SL damped adaptor	138
Cylindrical shank to CoroTurn® SL quick change damped adaptor	143
Coromant Capto® to CoroTurn® SL damped adaptor	145



CoroTurn® Prime insert for turning

A-type insert



Metric (mm)

		S					
		Ordering code	1210	SSC	S [mm]	RE [mm]	D1 [mm]
Finishing	L3	CP-A1108-L3	○	CP-A	6.00	0.8	3.70
	L5	CP-A1104-L5	○	CP-A	6.00	0.4	3.70
		CP-A1108-L5	○	CP-A	6.00	0.8	3.70
	L5W	CP-A1108-L5W	○	CP-A	6.00	0.8	3.70

● = First choice ○ = Good choice

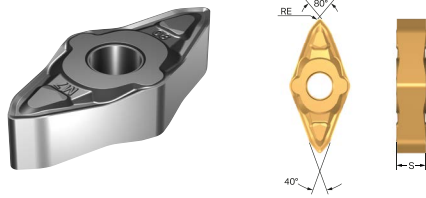
Imperial (inch)

		S					
		Ordering code	1210	SSC	S [inch]	RE [inch]	D1 [inch]
Finishing	L3	CP-A1108-L3	○	CP-A	0.236	0.031	0.146
	L5	CP-A1104-L5	○	CP-A	0.236	0.016	0.146
		CP-A1108-L5	○	CP-A	0.236	0.031	0.146
	L5W	CP-A1108-L5W	○	CP-A	0.236	0.031	0.146

● = First choice ○ = Good choice

CoroTurn® Prime insert for turning

B-type insert



Metric (mm)

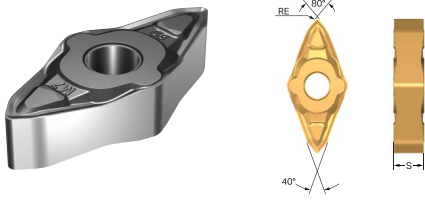
		S						
		1210	SSC	S	RE	BN	D1	KRINS
		Ordering code	SSC	S [mm]	RE [mm]	BN [mm]	D1 [mm]	KRINS [deg]
Medium	M5	CP-B1208D-M5	● CP-B12..D	6.00	0.8		5.16	
	M5W	CP-B1208D-M5W	● CP-B12..D	6.00	0.8		5.16	25.00
	M7	CP-B1208D-M7	● CP-B12..D	6.00	0.8	0.20	5.16	
	M7	CP-B1216D-M7	● CP-B12..D	6.00	1.6	0.20	5.16	
	M7W	CP-B1208D-M7W	● CP-B12..D	6.00	0.8	0.20	5.16	

● = First choice ○ = Good choice



CoroTurn® Prime insert for turning

B-type insert



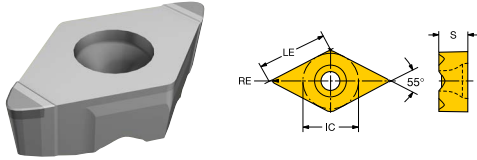
Imperial (inch)

		S						
		1210	SSC	S	RE	BN	D1	KRINS
				[inch]	[inch]	[inch]	[inch]	[deg]
Medium	M5	CP-B1208D-M5	● CP-B12..D	0.236	0.031		0.203	
	M5W	CP-B1208D-M5W	● CP-B12..D	0.236	0.031		0.203	25.000
	M7	CP-B1208D-M7	● CP-B12..D	0.236	0.031	0.008	0.203	
		CP-B1216D-M7	● CP-B12..D	0.236	0.063	0.008	0.203	
	M7W	CP-B1208D-M7W	● CP-B12..D	0.236	0.031	0.008	0.203	

● = First choice ○ = Good choice

CoroTurn® TR insert for turning

D-style insert (Rhombic 55°)



Metric (mm)

		S						
		Ordering code	1205	SSC	LE [mm]	S [mm]	RE [mm]	D1 [mm]
Finishing	F	TR-DC1304-F	●	13	12.6	5.53	0.4	3.70
	F	TR-DC1308-F	●	13	12.2	5.53	0.8	3.70

● = First choice ○ = Good choice

Imperial (inch)

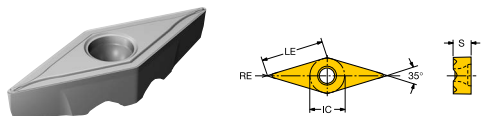
		S						
		Ordering code	1205	SSC	LE [inch]	S [inch]	RE [inch]	D1 [inch]
Finishing	F	TR-DC1304-F	●	13	0.496	0.218	0.016	0.146
	F	TR-DC1308-F	●	13	0.480	0.218	0.031	0.146

● = First choice ○ = Good choice



CoroTurn® TR insert for turning

V-style insert (Rhombic 35°)



Metric (mm)

		S					
		1205	SSC	LE	S	RE	D1
				[mm]	[mm]	[mm]	[mm]
Finishing	L	TR-VB1304-F	● 13	12.6	4.53	0.4	3.40
		TR-VB1308-F	● 13	12.2	4.53	0.8	3.40

● = First choice ○ = Good choice

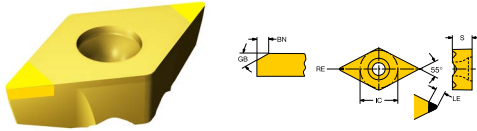
Imperial (inch)

		S					
		1205	SSC	LE	S	RE	D1
				[inch]	[inch]	[inch]	[inch]
Finishing	L	TR-VB1304-F	● 13	0.496	0.178	0.016	0.134
		TR-VB1308-F	● 13	0.480	0.178	0.031	0.134

● = First choice ○ = Good choice



CoroTurn® TR insert for turning



Metric (mm)

		H							
Ordering code		7125	7115	SSC	S	RE	GB	BN	D1
					[mm]	[mm]	[deg]	[mm]	[mm]
NEW	TR-DC1304S01515FWX	●		13..FWX	5.53	0.4	15.0	0.15	13.70
NEW	TR-DC1306S01515FWX	●		13..FWX	5.53	0.6	15.0	0.15	13.70
NEW	TR-DC1308S01525FWX	○	○	13..FWX	5.53	0.8	25.0	0.15	13.70

● = First choice ○ = Good choice

Imperial (inch)

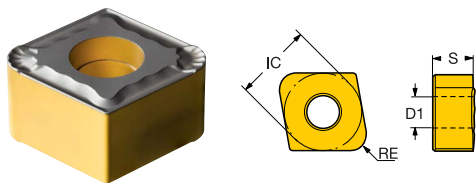
		H							
Ordering code		7125	7115	SSC	S	RE	GB	BN	D1
					[inch]	[inch]	[deg]	[inch]	[inch]
NEW	TR-DC1304S01515FWX	●		13..FWX	0.218	0.016	15.0	0.006	0.539
NEW	TR-DC1306S01515FWX	●		13..FWX	0.218	0.024	15.0	0.006	0.539
NEW	TR-DC1308S01525FWX	○	○	13..FWX	0.218	0.031	25.0	0.006	0.539

● = First choice ○ = Good choice



T-Max[®] P insert for turning

C-style insert (Rhombic 80°)



Metric (mm)

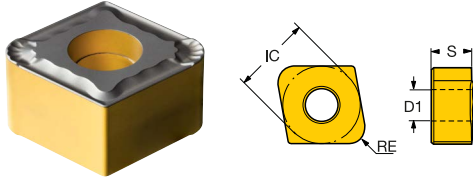
		P		S		K								
Ordering code		4415	4405	1205	1210	4415	4405	SSC	LE	S	RE	D1	APMX	KCH
								[mm]	[mm]	[mm]	[mm]	[mm]	[mm]	[deg]
Medium	PF	CNMX 19 11 40-PF	●			●		19	15.3	11.00	4.0	7.80		
	SM	CNMX 12 04 A1-SM		●	○			12	2.4	4.76	0.8	5.16	1.5	50.0
		CNMX 12 04 A2-SM		●	○			12	3.8	4.76	0.8	5.16	2.5	50.0
Roughing	HR	CNMM 25 09 24-HR	●			●		25	23.4	9.52	2.4	9.12		
		CNMG 12 04 08-PR		●		○	12	12.1	4.76	0.8	5.16			
	PR	CNMG 12 04 12-PR		●		○	12	11.7	4.76	1.2	5.16			
		CNMG 12 04 16-PR		●		○	12	11.3	4.76	1.6	5.16			
		CNMG 16 06 08-PR		●		○	16	15.3	6.35	0.8	6.35			
		CNMG 16 06 12-PR		●		○	16	14.9	6.35	1.2	6.35			
		CNMG 16 06 16-PR		●		○	16	14.5	6.35	1.6	6.35			
		CNMG 16 06 24-PR		●		○	16	13.7	6.35	2.4	6.35			
		CNMG 19 06 12-PR		●		○	19	18.1	6.35	1.2	7.93			
		CNMG 19 06 16-PR		●		○	19	17.7	6.35	1.6	7.93			
		CNMG 25 09 24-PR	●			●	25	23.4	9.52	2.4	9.12			

● = First choice ○ = Good choice



T-Max[®] P insert for turning

C-style insert (Rhombic 80°)



Imperial (inch)

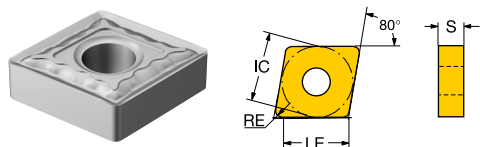
		P		S		K								
Ordering code ANSI		4415	4405	1205	1210	4415	4405	SSC	LE	S	RE	D1	APMX	KCH
								[inch]	[inch]	[inch]	[inch]	[inch]	[deg]	
Medium	PF	CNMX 19 11 40-PF	●			●		3/4	0.604	0.433	0.157	0.307		
	SM	CNMX 43A1-SM		●	○			1/2	0.094	0.188	0.031	0.203	0.059	50.0
CNMX 43A2-SM			●	○			1/2	0.150	0.188	0.031	0.203	0.098	50.0	
Roughing	HR	CNMM 866-HR	●			●		1	0.921	0.375	0.094	0.359		
		CNMG 432-PR		●			○	1/2	0.476	0.188	0.031	0.203		
	CNMG 433-PR		●			○	1/2	0.460	0.188	0.047	0.203			
	CNMG 434-PR		●			○	1/2	0.445	0.188	0.063	0.203			
	PR	CNMG 542-PR		●			○	5/8	0.603	0.250	0.031	0.250		
		CNMG 543-PR		●			○	5/8	0.587	0.250	0.047	0.250		
		CNMG 544-PR		●			○	5/8	0.572	0.250	0.063	0.250		
		CNMG 546-PR		●			○	5/8	0.540	0.250	0.094	0.250		
		CNMG 643-PR		●			○	3/4	0.714	0.250	0.047	0.312		
		CNMG 644-PR		●			○	3/4	0.699	0.250	0.063	0.312		
CNMG 866-PR		●			●		1	0.921	0.375	0.094	0.359			

● = First choice ○ = Good choice



T-Max[®] P insert for turning

C-style insert (Rhombic 80°)



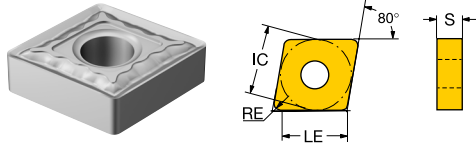
Metric (mm)

		<table border="1"> <tr> <td style="background-color: #00AEEF; color: white;">P</td> <td style="background-color: #FF9933; color: white;">S</td> <td style="background-color: #FF0000; color: white;">K</td> <td></td> <td></td> </tr> </table>				P	S	K			SSC	LE [mm]	S [mm]	RE [mm]	D1 [mm]
P	S	K													
Ordering code		4405	1205	1210	4405										
HM	CNMG 16 06 12-HM	●			○	16	14.9	6.35	1.2	6.35					
	CNMG 16 06 16-HM	●			○	16	14.5	6.35	1.6	6.35					
	CNMG 19 06 12-HM	●			○	19	18.1	6.35	1.2	7.93					
	CNMG 19 06 16-HM	●			○	19	17.7	6.35	1.6	7.93					
	CNMG 19 06 24-HM	●			○	19	19.0	6.35	2.4	7.93					
PM	CNMG 12 04 08-PM	●			○	12	12.1	4.76	0.8	5.16					
	CNMG 12 04 12-PM	●			○	12	11.7	4.76	1.2	5.16					
	CNMG 12 04 16-PM	●			○	12	11.3	4.76	1.6	5.16					
Medium	CNMG 16 06 12-PM	●			○	16	14.9	6.35	1.2	6.35					
	CNMG 09 03 08-QM	●			○	09	8.9	3.17	0.8	3.81					
	CNMG 12 04 04-QM		●	○		12	12.5	4.76	0.4	5.16					
	CNMG 12 04 08-QM	●	●	○	○	12	12.1	4.76	0.8	5.16					
	CNMG 12 04 12-QM	●	●	○	○	12	11.7	4.76	1.2	5.16					
	CNMG 12 04 16-QM	●	●	○	○	12	11.3	4.76	1.6	5.16					
	CNMG 16 06 12-QM	●	●	○	○	16	14.9	6.35	1.2	6.35					
	CNMG 16 06 16-QM	●			○	16	14.5	6.35	1.6	6.35					
	CNMG 19 06 12-QM	●	●	○	○	19	18.1	6.35	1.2	7.93					
	CNMG 19 06 16-QM	●			○	19	17.7	6.35	1.6	7.93					
	WM	CNMG 12 04 08-WM	●			○	12	12.1	4.76	0.8	5.16				
		CNMG 12 04 12-WM	●			○	12	11.7	4.76	1.2	5.16				
	WMX	CNMG 12 04 08-WMX	●			○	12	12.1	4.76	0.8	5.16				
CNMG 12 04 12-WMX		●			○	12	11.7	4.76	1.2	5.16					
CNMG 16 06 08-WMX		●			○	16	15.3	6.35	0.8	6.35					
Roughing	CNMG 16 06 12-WMX	●			○	16	14.9	6.35	1.2	6.35					
	MR	CNMG 12 04 08-MR	●			○	12	12.1	4.76	0.8	5.16				
		CNMG 12 04 12-MR	●			○	12	11.7	4.76	1.2	5.16				
CNMG 12 04 16-MR		●			○	12	11.3	4.76	1.6	5.16					

● = First choice ○ = Good choice

T-Max[®] P insert for turning

C-style insert (Rhombic 80°)



Metric (mm)

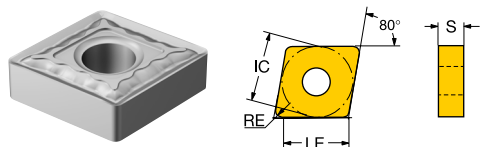
		P	S	K						
Ordering code		4405	1205	1210	4405	SSC	LE [mm]	S [mm]	RE [mm]	D1 [mm]
Roughing MR	CNMG 16 06 08-MR	●			○	16	15.3	6.35	0.8	6.35
	CNMG 16 06 12-MR	●			○	16	14.9	6.35	1.2	6.35
	CNMG 16 06 16-MR	●			○	16	14.5	6.35	1.6	6.35
	CNMG 19 06 16-MR	●			○	19	17.7	6.35	1.6	7.93

● = First choice ○ = Good choice



T-Max[®] P insert for turning

C-style insert (Rhombic 80°)



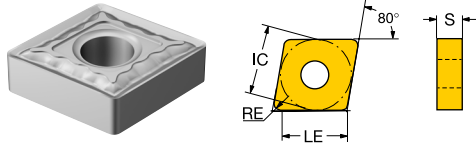
Imperial (inch)

		P	S	K							
	Ordering code ANSI	4405	1205	1210	4405	SSC	LE	S	RE	D1	
						[inch]	[inch]	[inch]	[inch]	[inch]	
HM	CNMG 543-HM	●			○	5/8	0.587	0.250	0.047	0.250	
	CNMG 544-HM	●			○	5/8	0.572	0.250	0.063	0.250	
	CNMG 643-HM	●			○	3/4	0.714	0.250	0.047	0.312	
	CNMG 644-HM	●			○	3/4	0.699	0.250	0.063	0.312	
	CNMG 646-HM	●			○	3/4	0.748	0.250	0.094	0.312	
PM	CNMG 432-PM	●			○	1/2	0.476	0.188	0.031	0.203	
	CNMG 433-PM	●			○	1/2	0.460	0.188	0.047	0.203	
	CNMG 434-PM	●			○	1/2	0.445	0.188	0.063	0.203	
Medium	CNMG 543-PM	●			○	5/8	0.587	0.250	0.047	0.250	
	CNMG 322-QM	●			○	3/8	0.349	0.125	0.031	0.150	
	CNMG 431-QM		●	○		1/2	0.492	0.188	0.016	0.203	
	CNMG 432-QM	●	●	○	○	1/2	0.476	0.188	0.031	0.203	
	CNMG 433-QM	●	●	○	○	1/2	0.460	0.188	0.047	0.203	
	CNMG 434-QM	●	●	○	○	1/2	0.445	0.188	0.063	0.203	
	CNMG 543-QM	●	●	○	○	5/8	0.587	0.250	0.047	0.250	
	CNMG 544-QM	●			○	5/8	0.572	0.250	0.063	0.250	
	CNMG 643-QM	●	●	○	○	3/4	0.714	0.250	0.047	0.312	
	CNMG 644-QM	●			○	3/4	0.699	0.250	0.063	0.312	
	WM	CNMG 432-WM	●			○	1/2	0.476	0.188	0.031	0.203
		CNMG 433-WM	●			○	1/2	0.460	0.188	0.047	0.203
	WMX	CNMG 432-WMX	●			○	1/2	0.476	0.188	0.031	0.203
		CNMG 433-WMX	●			○	1/2	0.460	0.188	0.047	0.203
CNMG 542-WMX		●			○	5/8	0.603	0.250	0.031	0.250	
	CNMG 543-WMX	●			○	5/8	0.587	0.250	0.047	0.250	
Roughing	MR	CNMG 432-MR	●			○	1/2	0.476	0.188	0.031	0.203
		CNMG 433-MR	●			○	1/2	0.460	0.188	0.047	0.203
		CNMG 434-MR	●			○	1/2	0.445	0.188	0.063	0.203

● = First choice ○ = Good choice

T-Max[®] P insert for turning

C-style insert (Rhombic 80°)



Imperial (inch)

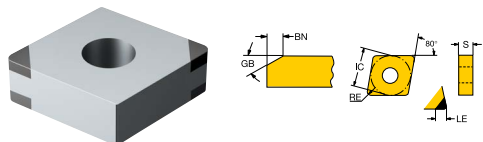
		P	S	K						
Ordering code ANSI		4405	1205	1210	4405	SSC	LE [inch]	S [inch]	RE [inch]	D1 [inch]
Roughing MR	CNMG 542-MR	●			○	5/8	0.603	0.250	0.031	0.250
	CNMG 543-MR	●			○	5/8	0.587	0.250	0.047	0.250
	CNMG 544-MR	●			○	5/8	0.572	0.250	0.063	0.250
	CNMG 644-MR	●			○	3/4	0.699	0.250	0.063	0.312

● = First choice ○ = Good choice



T-Max[®] P insert for turning

C-style insert (Rhombic 80°)



Metric (mm)

		H						
Ordering code		7125	SSC	LE	S	RE	GB	BN
			[mm]	[mm]	[mm]	[mm]	[deg]	[mm]
Finishing WG	CNGA120412S01520HWG	●	12	2.8	4.76	1.2	20.0	0.15

● = First choice ○ = Good choice

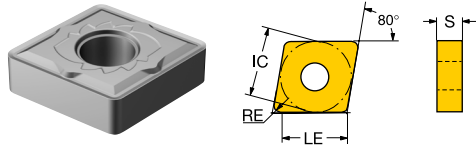
Imperial (inch)

		H						
Ordering code ANSI		7125	SSC	LE	S	RE	GB	BN
			[inch]	[inch]	[inch]	[inch]	[deg]	[inch]
Finishing WG	CNGA120412S01520HWG	●	1/2	0.112	0.188	0.047	20.0	0.006

● = First choice ○ = Good choice

T-Max[®] P insert for turning

C-style insert (Rhombic 80°)



Metric (mm)

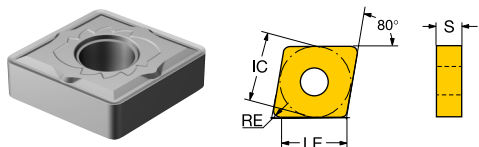
		S						
Ordering code		1205	1210	SSC	LE [mm]	S [mm]	RE [mm]	D1 [mm]
Medium SM	CNMG 12 04 04-SM	●	○	12	8.5	4.76	0.4	5.16
	CNMG 12 04 08-SM	●	○	12	8.5	4.76	0.8	5.16
	CNMG 12 04 12-SM	●	○	12	8.5	4.76	1.2	5.16
	CNMG 16 06 08-SM	●	○	16	15.3	6.35	0.8	6.35
	CNMG 16 06 12-SM	●	○	16	10.6	6.35	1.2	6.35
	CNMG 16 06 16-SM	●	○	16	10.6	6.35	1.6	6.35
	CNMG 19 06 08-SM	●	○	19	18.5	6.35	0.8	7.93
	CNMG 19 06 12-SM	●	○	19	18.1	6.35	1.2	7.93
	CNMG 19 06 16-SM	●	○	19	12.7	6.35	1.6	7.93

● = First choice ○ = Good choice



T-Max[®] P insert for turning

C-style insert (Rhombic 80°)



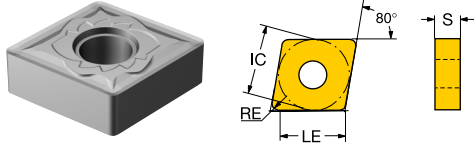
Imperial (inch)

		S						
	Ordering code ANSI	1205	1210	SSC	LE	S	RE	D1
					[inch]	[inch]	[inch]	[inch]
Medium SM	CNMG 431-SM	●	○	1/2	0.335	0.188	0.016	0.203
	CNMG 432-SM	●	○	1/2	0.335	0.188	0.031	0.203
	CNMG 433-SM	●	○	1/2	0.335	0.188	0.047	0.203
	CNMG 542-SM	●	○	5/8	0.603	0.250	0.031	0.250
	CNMG 543-SM	●	○	5/8	0.417	0.250	0.047	0.250
	CNMG 544-SM	●	○	5/8	0.417	0.250	0.063	0.250
	CNMG 642-SM	●	○	3/4	0.730	0.250	0.031	0.312
	CNMG 643-SM	●	○	3/4	0.714	0.250	0.047	0.312
	CNMG 644-SM	●	○	3/4	0.500	0.250	0.063	0.312

● = First choice ○ = Good choice

T-Max[®] P insert for turning

C-style insert (Rhombic 80°)



Metric (mm)

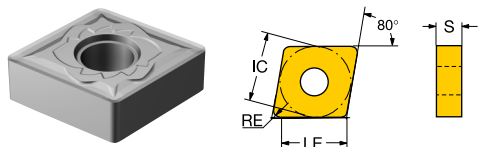
		S						
		1205	1210	SSC	LE	S	RE	D1
					[mm]	[mm]	[mm]	[mm]
Finishing	MF	CNMG 12 04 04-MF	●	12	12.5	4.76	0.4	5.16
		CNMG 12 04 08-MF	●	12	12.1	4.76	0.8	5.16
		CNMG 12 04 12-MF	●	12	11.7	4.76	1.2	5.16
	SF	CNMG 12 04 04-SF	●	12	8.5	4.76	0.4	5.16
		CNMG 12 04 08-SF	●	12	8.5	4.76	0.8	5.16
		CNMG 12 04 12-SF	●	12	8.5	4.76	1.2	5.16
	SGF	CNGG 12 04 01-SGF	●	12	12.8	4.76	0.1	5.16
		CNGG 12 04 02-SGF	●	12	12.6	4.76	0.2	5.16
		CNGG 12 04 04-SGF	●	12	8.5	4.76	0.4	5.16
		CNGG 12 04 08-SGF	●	12	8.5	4.76	0.8	5.16
		CNGG 12 04 12-SGF	●	12	8.5	4.76	1.2	5.16
	Medium	SMC	CNMG 12 04 04-SMC	●	12	12.5	4.76	0.4
CNMG 12 04 08-SMC			●	12	12.1	4.76	0.8	5.16
CNMG 12 04 12-SMC			●	12	11.7	4.76	1.2	5.16
SMR		CNMG 16 06 08-SMC	●	16	15.3	6.35	0.8	6.35
		CNMG 16 06 12-SMC	●	16	14.9	6.35	1.2	6.35
		CNMG 12 04 08-SMR	●	12	8.5	4.76	0.8	5.16
Roughing	SMR	CNMG 12 04 12-SMR	●	12	8.5	4.76	1.2	5.16
		CNMG 12 04 16-SMR	●	12	8.5	4.76	1.6	5.16
	SMR	CNMG 16 06 16-SMR	●	16	10.6	6.35	1.6	6.35
		CNMG 19 06 12-SMR	●	19	18.1	6.35	1.2	7.93
		CNMG 19 06 16-SMR	●	19	12.7	6.35	1.6	7.93

● = First choice ○ = Good choice



T-Max[®] P insert for turning

C-style insert (Rhombic 80°)



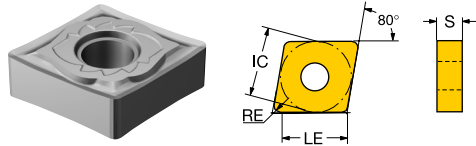
Imperial (inch)

		S						
Ordering code ANSI		1205	1210	SSC	LE [inch]	S [inch]	RE [inch]	D1 [inch]
Finishing	MF	●		1/2	0.492	0.188	0.016	0.203
		●		1/2	0.476	0.188	0.031	0.203
		●		1/2	0.460	0.188	0.047	0.203
	SF	●		1/2	0.335	0.188	0.016	0.203
		●		1/2	0.335	0.188	0.031	0.203
		●		1/2	0.335	0.188	0.047	0.203
	SGF	●		1/2	0.503	0.188	0.004	0.203
		●		1/2	0.498	0.188	0.008	0.203
		●		1/2	0.335	0.188	0.016	0.203
		●		1/2	0.335	0.188	0.031	0.203
●			1/2	0.335	0.188	0.047	0.203	
Medium	SMC	●		1/2	0.492	0.188	0.016	0.203
		●		1/2	0.476	0.188	0.031	0.203
		●		1/2	0.460	0.188	0.047	0.203
		●		5/8	0.603	0.250	0.031	0.250
		●		5/8	0.587	0.250	0.047	0.250
	SMR	●		1/2	0.335	0.188	0.031	0.203
		●		1/2	0.335	0.188	0.047	0.203
		●		1/2	0.335	0.188	0.063	0.203
		●		5/8	0.417	0.250	0.063	0.250
		●		3/4	0.714	0.250	0.047	0.312
Roughing	●		3/4	0.500	0.250	0.063	0.312	

● = First choice ○ = Good choice

T-Max[®] P insert for turning

C-style insert (Rhombic 80°)



Metric (mm)

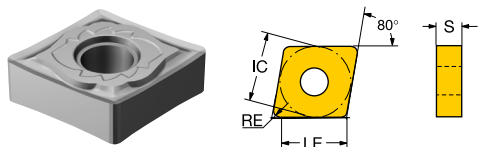
		P	K						
	Ordering code	4405	4405	SSC	LE	S	RE	D1	
					[mm]	[mm]	[mm]	[mm]	
Roughing	PR	CNMM 12 04 08-PR	●	○	12	12.1	4.76	0.8	5.16
		CNMM 12 04 12-PR	●	○	12	11.7	4.76	1.2	5.16
		CNMM 12 04 16-PR	●	○	12	11.3	4.76	1.6	5.16
		CNMM 16 06 12-PR	●	○	16	14.9	6.35	1.2	6.35
		CNMM 16 06 16-PR	●	○	16	14.5	6.35	1.6	6.35
	QR	CNMM 19 06 12-PR	●	○	19	18.1	6.35	1.2	7.93
		CNMM 19 06 16-PR	●	○	19	17.7	6.35	1.6	7.93
		CNMM 19 06 24-PR	●	○	19	16.9	6.35	2.4	7.93
		CNMM 12 04 12-QR	●	○	12	11.7	4.76	1.2	5.16
		CNMM 16 06 12-QR	●	○	16	14.9	6.35	1.2	6.35

● = First choice ○ = Good choice



T-Max[®] P insert for turning

C-style insert (Rhombic 80°)



Imperial (inch)

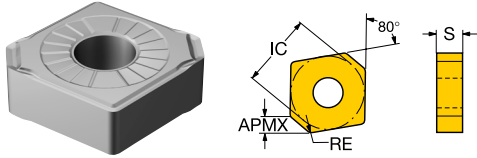
		P	K					
Ordering code ANSI		4405	4405	SSC	LE [inch]	S [inch]	RE [inch]	D1 [inch]
Roughing	PR	CNMM 432-PR	● ○	1/2	0.476	0.188	0.031	0.203
		CNMM 433-PR	● ○	1/2	0.460	0.188	0.047	0.203
		CNMM 434-PR	● ○	1/2	0.445	0.188	0.063	0.203
		CNMM 543-PR	● ○	5/8	0.587	0.250	0.047	0.250
		CNMM 544-PR	● ○	5/8	0.572	0.250	0.063	0.250
		CNMM 643-PR	● ○	3/4	0.714	0.250	0.047	0.312
		CNMM 644-PR	● ○	3/4	0.699	0.250	0.063	0.312
		CNMM 646-PR	● ○	3/4	0.667	0.250	0.094	0.312
		QR	CNMM 433-QR	● ○	1/2	0.460	0.188	0.047
CNMM 543-QR	● ○		5/8	0.587	0.250	0.047	0.250	
CNMM 544-QR	● ○		5/8	0.572	0.250	0.063	0.250	
CNMM 546-QR	● ○		3/4	0.667	0.250	0.094	0.312	

● = First choice ○ = Good choice



T-Max[®] P insert for turning

C-style insert (Rhombic 80°)



Metric (mm)

		S								
Ordering code		1205	1210	SSC	LE [mm]	S [mm]	RE [mm]	D1 [mm]	APMX [mm]	KCH [deg]
Medium SM	CNMX 12 04 A1-SM	●	○	12	2.4	4.76	0.8	5.16	1.5	50.0
	CNMX 12 04 A2-SM	●	○	12	3.8	4.76	0.8	5.16	2.5	50.0

● = First choice ○ = Good choice

Imperial (inch)

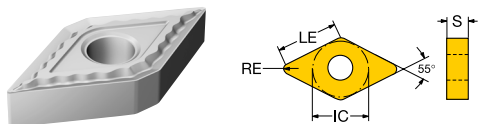
		S								
Ordering code ANSI		1205	1210	SSC	LE [inch]	S [inch]	RE [inch]	D1 [inch]	APMX [inch]	KCH [deg]
Medium SM	CNMX 43A1-SM	●	○	1/2	0.094	0.188	0.031	0.203	0.059	50.0
	CNMX 43A2-SM	●	○	1/2	0.150	0.188	0.031	0.203	0.098	50.0

● = First choice ○ = Good choice



T-Max[®] P insert for turning

D-style insert (Rhombic 55°)



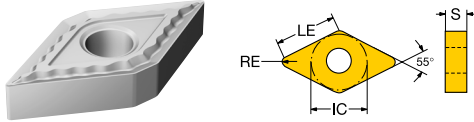
Metric (mm)

		P	S	K						
Ordering code		4405	1205	1210	4405	SSC	LE [mm]	S [mm]	RE [mm]	D1 [mm]
PM	DNMG 11 04 08-PM	●			○	11	10.8	4.76	0.8	3.81
	DNMG 11 04 12-PM	●			○	11	10.4	4.76	1.2	3.81
	DNMG 15 04 08-PM	●			○	15	14.7	4.76	0.8	5.16
	DNMG 15 04 12-PM	●			○	15	14.3	4.76	1.2	5.16
	DNMG 15 06 08-PM	●			○	15	14.7	6.35	0.8	5.16
	DNMG 15 06 12-PM	●			○	15	14.3	6.35	1.2	5.16
	DNMG 15 06 16-PM	●			○	15	13.9	6.35	1.6	5.16
	DNMG 11 04 08-QM			●		11	10.8	4.76	0.8	3.81
	DNMG 15 04 04-QM		●	○		15	15.1	4.76	0.4	5.16
	DNMG 15 04 08-QM	●	●	○	○	15	14.7	4.76	0.8	5.16
	DNMG 15 04 12-QM		●	○		15	14.3	4.76	1.2	5.16
	DNMG 15 06 04-QM		●	○		15	15.1	6.35	0.4	5.16
DNMG 15 06 08-QM	●	●	○	○	15	14.7	6.35	0.8	5.16	
DNMG 15 06 12-QM	●	●	○	○	15	14.3	6.35	1.2	5.16	
DNMG 15 06 16-QM	●			○	15	13.9	6.35	1.6	5.16	
WM	DNMX 11 04 08-WM	●			○	11	10.8	4.76	0.8	3.81
	DNMX 11 04 12-WM	●			○	11	10.4	4.76	1.2	3.81
	DNMX 15 04 12-WM	●			○	15	14.3	4.76	1.2	5.16
	DNMX 15 06 08-WM	●			○	15	14.7	6.35	0.8	5.16
	DNMX 15 06 12-WM	●			○	15	14.3	6.35	1.2	5.16
WMX	DNMX 15 04 08-WMX	●			○	15	14.7	4.76	0.8	5.16
	DNMX 15 06 08-WMX	●			○	15	14.7	6.35	0.8	5.16
	DNMX 15 06 12-WMX	●			○	15	14.3	6.35	1.2	5.16
	DNMX 15 06 16-WMX	●			○	15	13.9	6.35	1.6	5.16
MR	DNMG 15 06 12-MR	●			○	15	14.3	6.35	1.2	5.16
	DNMG 15 06 16-MR	●			○	15	13.9	6.35	1.6	5.16
	DNMG 15 04 08-PR	●			○	15	14.7	4.76	0.8	5.16

● = First choice ○ = Good choice

T-Max[®] P insert for turning

D-style insert (Rhombic 55°)



Metric (mm)

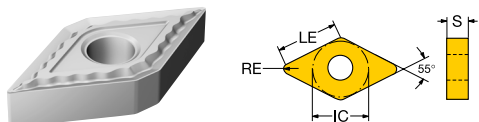
		P	S	K						
	Ordering code	4405	1205	1210	4405	SSC	LE [mm]	S [mm]	RE [mm]	D1 [mm]
		Roughing PR	DNMG 15 04 12-PR	●			○	15	14.3	4.76
DNMG 15 04 16-PR	●				○	15	13.9	4.76	1.6	5.16
DNMG 15 06 08-PR	●				○	15	14.7	6.35	0.8	5.16
DNMG 15 06 12-PR	●				○	15	14.3	6.35	1.2	5.16
DNMG 15 06 16-PR	●				○	15	13.9	6.35	1.6	5.16
DNMM 15 06 12-PR	●				○	15	14.3	6.35	1.2	5.16
DNMM 15 06 16-PR	●				○	15	13.9	6.35	1.6	5.16

● = First choice ○ = Good choice



T-Max[®] P insert for turning

D-style insert (Rhombic 55°)



Imperial (inch)

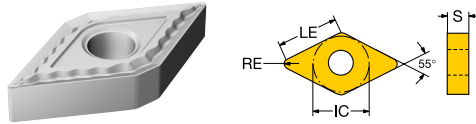
		P	S	K							
Ordering code ANSI		4405	1205	1210	4405	SSC	LE [inch]	S [inch]	RE [inch]	D1 [inch]	
Medium	PM	DNMG 332-PM	●		○	3/8	0.426	0.188	0.031	0.150	
		DNMG 333-PM	●		○	3/8	0.411	0.188	0.047	0.150	
		DNMG 432-PM	●		○	1/2	0.579	0.188	0.031	0.203	
		DNMG 433-PM	●		○	1/2	0.563	0.188	0.047	0.203	
		DNMG 442-PM	●		○	1/2	0.579	0.250	0.031	0.203	
		DNMG 443-PM	●		○	1/2	0.563	0.250	0.047	0.203	
		DNMG 444-PM	●		○	1/2	0.547	0.250	0.063	0.203	
		QM	DNMG 332-QM		●	○	3/8	0.426	0.188	0.031	0.150
	DNMG 431-QM			●	○	1/2	0.595	0.188	0.016	0.203	
	DNMG 432-QM		●	●	○	1/2	0.579	0.188	0.031	0.203	
	DNMG 433-QM			●	○	1/2	0.563	0.188	0.047	0.203	
	DNMG 441-QM			●	○	1/2	0.595	0.250	0.016	0.203	
	DNMG 442-QM		●	●	○	1/2	0.579	0.250	0.031	0.203	
	DNMG 443-QM		●	●	○	1/2	0.563	0.250	0.047	0.203	
	DNMG 444-QM		●		○	1/2	0.547	0.250	0.063	0.203	
	WM	DNMX 332-WM	●		○	3/8	0.426	0.188	0.031	0.150	
		DNMX 333-WM	●		○	3/8	0.411	0.188	0.047	0.150	
		DNMX 433-WM	●		○	1/2	0.563	0.188	0.047	0.203	
		DNMX 442-WM	●		○	1/2	0.579	0.250	0.031	0.203	
		DNMX 443-WM	●		○	1/2	0.563	0.250	0.047	0.203	
		WMX	DNMX 432-WMX	●		○	1/2	0.579	0.188	0.031	0.203
			DNMX 442-WMX	●		○	1/2	0.579	0.250	0.031	0.203
			DNMX 443-WMX	●		○	1/2	0.563	0.250	0.047	0.203
	DNMX 444-WMX		●		○	1/2	0.547	0.250	0.063	0.203	
Roughing	MR	DNMG 443-MR	●		○	1/2	0.563	0.250	0.047	0.203	
		DNMG 444-MR	●		○	1/2	0.547	0.250	0.063	0.203	
	PR	DNMG 432-PR	●		○	1/2	0.579	0.188	0.031	0.203	

● = First choice ○ = Good choice



T-Max[®] P insert for turning

D-style insert (Rhombic 55°)



Imperial (inch)

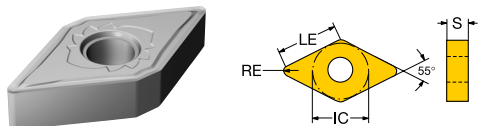
		P	S	K						
	Ordering code ANSI	4405	1205	1210	4405	SSC	LE	S	RE	D1
							[inch]	[inch]	[inch]	[inch]
Roughing PR	DNMG 433-PR	●			○	1/2	0.563	0.188	0.047	0.203
	DNMG 434-PR	●			○	1/2	0.547	0.188	0.063	0.203
	DNMG 442-PR	●			○	1/2	0.579	0.250	0.031	0.203
	DNMG 443-PR	●			○	1/2	0.563	0.250	0.047	0.203
	DNMG 444-PR	●			○	1/2	0.547	0.250	0.063	0.203
	DNMM 443-PR	●			○	1/2	0.563	0.250	0.047	0.203
	DNMM 444-PR	●			○	1/2	0.547	0.250	0.063	0.203

● = First choice ○ = Good choice



T-Max[®] P insert for turning

D-style insert (Rhombic 55°)



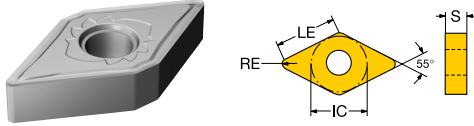
Metric (mm)

		S							
Ordering code		1205	1210	SSC	LE [mm]	S [mm]	RE [mm]	D1 [mm]	
Finishing	MF	DNMG 11 04 04-MF	●	11	11.2	4.76	0.4	3.81	
		DNMG 11 04 08-MF	●	11	10.8	4.76	0.8	3.81	
		DNMG 15 04 04-MF	●	15	15.1	4.76	0.4	5.16	
		DNMG 15 04 08-MF	●	15	14.7	4.76	0.8	5.16	
		DNMG 15 06 04-MF	●	15	15.1	6.35	0.4	5.16	
		DNMG 15 06 08-MF	●	15	14.7	6.35	0.8	5.16	
		DNMG 15 06 12-MF	●	15	14.3	6.35	1.2	5.16	
		DNMG 15 06 12-MF	●	15	14.3	6.35	1.2	5.16	
	SF	DNMG 11 04 04-SF	●	11	11.2	4.76	0.4	3.81	
		DNMG 11 04 08-SF	●	11	10.8	4.76	0.8	3.81	
		DNMG 15 04 04-SF	●	15	6.4	4.76	0.4	5.16	
		DNMG 15 04 08-SF	●	15	6.4	4.76	0.8	5.16	
		DNMG 15 04 12-SF	●	15	6.4	4.76	1.2	5.16	
		DNMG 15 06 04-SF	●	15	6.4	6.35	0.4	5.16	
		DNMG 15 06 08-SF	●	15	6.4	6.35	0.8	5.16	
		DNMG 15 06 12-SF	●	15	6.4	6.35	1.2	5.16	
	SGF	DNGG 15 04 01-SGF	●	15	13.6	4.76	0.1	5.16	
		DNGG 15 04 02-SGF	●	15	13.4	4.76	0.2	5.16	
		DNGG 15 04 04-SGF	●	15	6.4	4.76	0.4	5.16	
		DNGG 15 04 08-SGF	●	15	6.4	4.76	0.8	5.16	
		DNGG 15 04 12-SGF	●	15	6.4	4.76	1.2	5.16	
		DNGG 15 06 04-SGF	●	15	6.4	6.35	0.4	5.16	
		DNGG 15 06 08-SGF	●	15	6.4	6.35	0.8	5.16	
		DNGG 15 06 12-SGF	●	15	6.4	6.35	1.2	5.16	
Medium	SM	DNMG 11 04 04-SM	●	○	11	11.2	4.76	0.4	3.81
		DNMG 15 04 04-SM	●	○	15	6.4	4.76	0.4	5.16
		DNMG 15 04 08-SM	●	○	15	6.4	4.76	0.8	5.16
		DNMG 15 04 12-SM	●	○	15	6.4	4.76	1.2	5.16

● = First choice ○ = Good choice

T-Max[®] P insert for turning

D-style insert (Rhombic 55°)



Metric (mm)

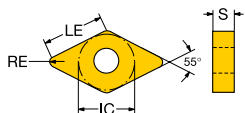

		S						
Ordering code		1205	1210	SSC	LE [mm]	S [mm]	RE [mm]	D1 [mm]
SM	DNMG 15 06 04-SM	●	○	15	6.4	6.35	0.4	5.16
	DNMG 15 06 08-SM	●	○	15	6.4	6.35	0.8	5.16
	DNMG 15 06 12-SM	●	○	15	6.4	6.35	1.2	5.16
Medium	SMC	DNMG 11 04 08-SMC	●	11	10.8	4.76	0.8	3.81
		DNMG 15 04 04-SMC	●	15	15.1	4.76	0.4	5.16
		DNMG 15 04 08-SMC	●	15	14.7	4.76	0.8	5.16
	SMR	DNMG 15 06 04-SMC	●	15	15.1	6.35	0.4	5.16
		DNMG 15 06 08-SMC	●	15	14.7	6.35	0.8	5.16
		DNMG 15 06 12-SMC	●	15	14.3	6.35	1.2	5.16
SMR	DNMG 15 04 08-SMR	●	15	6.4	4.76	0.8	5.16	
	DNMG 15 04 12-SMR	●	15	6.4	4.76	1.2	5.16	
	DNMG 15 06 08-SMR	●	15	6.4	6.35	0.8	5.16	
	DNMG 15 06 12-SMR	●	15	6.4	6.35	1.2	5.16	
	DNMG 15 06 16-SMR	●	15	6.4	6.35	1.6	5.16	

● = First choice ○ = Good choice



T-Max[®] P insert for turning

D-style insert (Rhombic 55°)



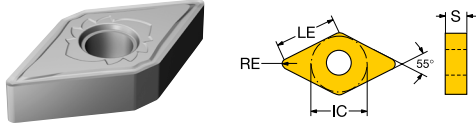
Imperial (inch)

		S							
Ordering code ANSI		1205	1210	SSC	LE [inch]	S [inch]	RE [inch]	D1 [inch]	
Finishing	MF	DNMG 331-MF	●		3/8	0.442	0.188	0.016	0.150
		DNMG 332-MF	●		3/8	0.426	0.188	0.031	0.150
		DNMG 431-MF	●		1/2	0.595	0.188	0.016	0.203
		DNMG 432-MF	●		1/2	0.579	0.188	0.031	0.203
		DNMG 441-MF	●		1/2	0.595	0.250	0.016	0.203
		DNMG 442-MF	●		1/2	0.579	0.250	0.031	0.203
		DNMG 443-MF	●		1/2	0.563	0.250	0.047	0.203
		DNMG 443-MF	●		1/2	0.563	0.250	0.047	0.203
	SF	DNMG 331-SF	●		3/8	0.442	0.188	0.016	0.150
		DNMG 332-SF	●		3/8	0.426	0.188	0.031	0.150
		DNMG 431-SF	●		1/2	0.252	0.188	0.016	0.203
		DNMG 433-SF	●		1/2	0.252	0.188	0.047	0.203
		DNMG 441-SF	●		1/2	0.252	0.250	0.016	0.203
		DNMG 442-SF	●		1/2	0.252	0.250	0.031	0.203
		DNMG 443-SF	●		1/2	0.252	0.250	0.047	0.203
		DNMG432-SF	●		1/2	0.252	0.188	0.031	0.203
	SGF	DNGG 43(.30)-SGF	●		1/2	0.533	0.188	0.004	0.203
		DNGG 43(.50)-SGF	●		1/2	0.530	0.188	0.008	0.203
		DNGG 431-SGF	●		1/2	0.252	0.188	0.016	0.203
		DNGG 432-SGF	●		1/2	0.252	0.188	0.031	0.203
		DNGG 433-SGF	●		1/2	0.252	0.188	0.047	0.203
		DNGG 441-SGF	●		1/2	0.252	0.250	0.016	0.203
		DNGG 442-SGF	●		1/2	0.252	0.250	0.031	0.203
		DNGG 443-SGF	●		1/2	0.252	0.250	0.047	0.203
Medium	SM	DNMG 331-SM	●	○	3/8	0.442	0.188	0.016	0.150
		DNMG 431-SM	●	○	1/2	0.252	0.188	0.016	0.203
		DNMG 432-SM	●	○	1/2	0.252	0.188	0.031	0.203
		DNMG 433-SM	●	○	1/2	0.252	0.188	0.047	0.203

● = First choice ○ = Good choice

T-Max[®] P insert for turning

D-style insert (Rhombic 55°)



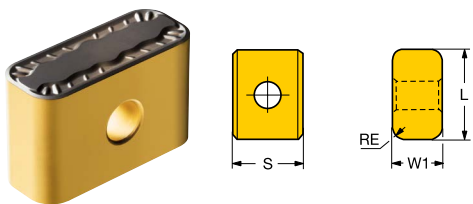
Imperial (inch)

		S						
Ordering code ANSI		1205	1210	SSC	LE [inch]	S [inch]	RE [inch]	D1 [inch]
SM	DNMG 441-SM	●	○	1/2	0.252	0.250	0.016	0.203
	DNMG 442-SM	●	○	1/2	0.252	0.250	0.031	0.203
	DNMG 443-SM	●	○	1/2	0.252	0.250	0.047	0.203
Medium	SMC	DNMG 332-SMC	●	3/8	0.426	0.188	0.031	0.150
		DNMG 431-SMC	●	1/2	0.595	0.188	0.016	0.203
		DNMG 432-SMC	●	1/2	0.579	0.188	0.031	0.203
	SMR	DNMG 441-SMC	●	1/2	0.595	0.250	0.016	0.203
		DNMG 442-SMC	●	1/2	0.579	0.250	0.031	0.203
		DNMG 443-SMC	●	1/2	0.563	0.250	0.047	0.203
SMR	DNMG 432-SMR	●	1/2	0.252	0.188	0.031	0.203	
	DNMG 433-SMR	●	1/2	0.252	0.188	0.047	0.203	
	DNMG 442-SMR	●	1/2	0.252	0.250	0.031	0.203	
	DNMG 443-SMR	●	1/2	0.252	0.250	0.047	0.203	
	DNMG 444-SMR	●	1/2	0.252	0.250	0.063	0.203	

● = First choice ○ = Good choice



T-Max[®] P insert for turning



Metric (mm)

		P						
Ordering code		4415	SSC	LE [mm]	S [mm]	RE [mm]	D1 [mm]	W1 [mm]
PM	LNMX 19 19 40-PM	●	19	15.1	19.05	4.0	6.35	10.0
	LNMX 30 19 40-PM	●	30	26.0	19.05	4.0	6.35	12.0
PR	LNMX 30 19 40-PR	●	30	26.0	19.05	4.0	6.35	12.0

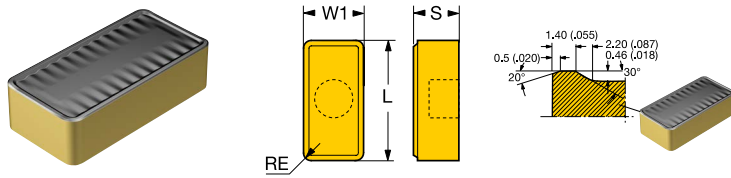
● = First choice ○ = Good choice

Imperial (inch)

		P						
Ordering code ANSI		4415	SSC	LE [inch]	S [inch]	RE [inch]	D1 [inch]	W1 [inch]
PM	LNMX 19 19 40-PM	●	19	0.593	0.750	0.157	0.250	0.4
	LNMX 30 19 40-PM	●	30	1.024	0.750	0.157	0.250	0.5
PR	LNMX 30 19 40-PR	●	30	1.024	0.750	0.157	0.250	0.5

● = First choice ○ = Good choice

T-Max[®] P insert for turning



Metric (mm)

		P					
Ordering code		4415	SSC	LE [mm]	S [mm]	RE [mm]	W1 [mm]
XH	LNMX 50 14 32-XH	●	50	34.0	14.20	3.2	25.4

● = First choice ○ = Good choice

Imperial (inch)

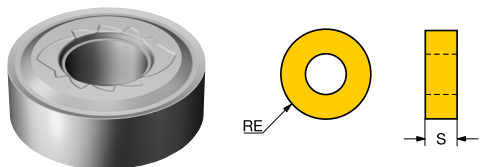
		P					
Ordering code ANSI		4415	SSC	LE [inch]	S [inch]	RE [inch]	W1 [inch]
XH	LNMX 50 14 32-XH	●	50	1.339	0.559	0.125	1.0

● = First choice ○ = Good choice



T-Max[®] P insert for turning

R-style insert (Round)



Metric (mm)

		S				
Ordering code		1210	SSC	S	RE	D1
			[mm]	[mm]	[mm]	[mm]
Medium SM	RNMG 19 06 00-SM	●	19	6.35	9.5	7.93

● = First choice ○ = Good choice


Imperial (inch)

		S				
Ordering code ANSI		1210	SSC	S	RE	D1
			[inch]	[inch]	[inch]	[inch]
Medium SM	RNMG 64-SM	●	3/4	0.250	0.375	0.312

● = First choice ○ = Good choice

T-Max[®] P insert for turning

R-style insert (Round)



Metric (mm)

		P		K							
	Ordering code	4415	4405	4415	4405	SSC	S	RE	GB	BN	D1
							[mm]	[mm]	[deg]	[mm]	[mm]
Medium	RCMX 20 06 00	●		●		20	6.35	10.0	15.0	0.30	6.50
	RCMX 25 07 00	●		●		25	7.94	12.5	15.0	0.40	7.20
	RNMG 12 04 00		●		○	12	4.76	6.3			5.16
	RNMG 15 06 00		●		○	15	6.35	7.9			6.35
	RNMG 19 06 00	●		●		19	6.35	9.5			7.93

● = First choice ○ = Good choice

Imperial (inch)

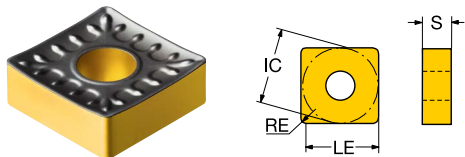
		P		K							
	Ordering code ANSI	4415	4405	4415	4405	SSC	S	RE	GB	BN	D1
							[inch]	[inch]	[deg]	[inch]	[inch]
Medium	RCMX 20 06 00	●		●		.787	0.250	0.394	15.0	0.012	0.256
	RCMX 25 07 00	●		●		.984	0.313	0.492	15.0	0.016	0.283
	RNMG 43		●		○	1/2	0.188	0.250			0.203
	RNMG 54		●		○	5/8	0.250	0.313			0.250
	RNMG 64	●		●		3/4	0.250	0.375			0.312

● = First choice ○ = Good choice



T-Max[®] P insert for turning

S-style insert (Square)



Metric (mm)

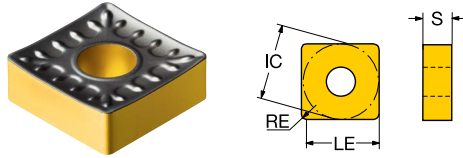
		P		K						
Ordering code		4415	4405	4415	4405	SSC	LE [mm]	S [mm]	RE [mm]	D1 [mm]
HR	SNMM 25 07 24-HR	●		●		25	23.0	7.94	2.4	9.12
	SNMM 25 07 32-HR	●		●		25	22.2	7.94	3.2	9.12
	SNMM 25 09 24-HR	●		●		25	23.0	9.52	2.4	9.12
	SNMM 25 09 32-HR	●		●		25	22.2	9.52	3.2	9.12
PR	SNMG 12 04 08-PR		●		○	12	11.9	4.76	0.8	5.16
	SNMG 12 04 12-PR		●		○	12	11.5	4.76	1.2	5.16
	SNMG 12 04 16-PR		●		○	12	11.1	4.76	1.6	5.16
	SNMG 19 06 16-PR		●		○	19	17.5	6.35	1.6	7.93
	SNMG 25 07 24-PR	●		●		25	23.0	7.94	2.4	9.12
	SNMG 25 09 24-PR	●		●		25	23.0	9.52	2.4	9.12
QR	SNMM 25 07 24-QR	●		●		25	23.0	7.94	2.4	9.12

● = First choice ○ = Good choice



T-Max[®] P insert for turning

S-style insert (Square)



Imperial (inch)

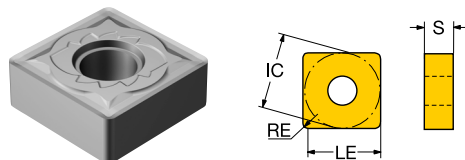
		P		K						
Ordering code ANSI		4415	4405	4415	4405	SSC	LE [inch]	S [inch]	RE [inch]	D1 [inch]
HR	SNMM 856-HR	●		●		1	0.906	0.313	0.094	0.359
	SNMM 858-HR	●		●		1	0.874	0.313	0.125	0.359
	SNMM 866-HR	●		●		1	0.906	0.375	0.094	0.359
	SNMM 868-HR	●		●		1	0.874	0.375	0.125	0.359
PR	SNMG 432-PR		●		○	1/2	0.469	0.188	0.031	0.203
	SNMG 433-PR		●		○	1/2	0.453	0.188	0.047	0.203
	SNMG 434-PR		●		○	1/2	0.437	0.188	0.063	0.203
	SNMG 644-PR		●		○	3/4	0.687	0.250	0.063	0.312
	SNMG 856-PR	●		●		1	0.906	0.313	0.094	0.359
	SNMG 866-PR	●		●		1	0.906	0.375	0.094	0.359
QR	SNMM 856-QR	●		●		1	0.906	0.313	0.094	0.359

● = First choice ○ = Good choice



T-Max[®] P insert for turning

S-style insert (Square)



Metric (mm)

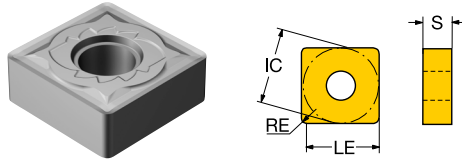
		P	S	K						
Ordering code		4405	1205	1210	4405	SSC	LE [mm]	S [mm]	RE [mm]	D1 [mm]
QM	SNMG 12 04 08-QM	●	●	○	○	12	11.9	4.76	0.8	5.16
	SNMG 12 04 12-QM	●	●	○	○	12	11.5	4.76	1.2	5.16
	SNMG 12 04 16-QM		●	○		12	11.1	4.76	1.6	5.16
	SNMG 15 06 12-QM		●	○		15	14.7	6.35	1.2	6.35
	SNMG 15 06 16-QM		●	○		15	14.3	6.35	1.6	6.35
	SNMG 19 06 12-QM		●	○		19	17.9	6.35	1.2	7.93
	SNMG 19 06 16-QM		●	○		19	17.5	6.35	1.6	7.93
Medium	SM	SNMG 12 04 04-SM		●	○	12	12.3	4.76	0.4	5.16
		SNMG 12 04 08-SM		●	○	12	8.5	4.76	0.8	5.16
		SNMG 12 04 12-SM		●	○	12	8.5	4.76	1.2	5.16
		SNMG 12 04 16-SM		●	○	12	8.5	4.76	1.6	5.16
		SNMG 15 06 08-SM		●	○	15	15.1	6.35	0.8	6.35
		SNMG 15 06 12-SM		●	○	15	10.6	6.35	1.2	6.35
		SNMG 15 06 16-SM		●	○	15	10.6	6.35	1.6	6.35
		SNMG 19 06 12-SM		●	○	19	17.9	6.35	1.2	7.93
SMC	SNMG 12 04 04-SMC			●		12	12.3	4.76	0.4	5.16
	SNMG 12 04 08-SMC			●		12	11.9	4.76	0.8	5.16
Roughing	SMR	SNMG 12 04 08-SMR			●	12	8.5	4.76	0.8	5.16
		SNMG 12 04 12-SMR			●	12	8.5	4.76	1.2	5.16
		SNMG 12 04 16-SMR			●	12	8.5	4.76	1.6	5.16
		SNMG 15 06 16-SMR			●	15	10.6	6.35	1.6	6.35
		SNMG 19 06 12-SMR			●	19	17.9	6.35	1.2	7.93
		SNMG 19 06 16-SMR			●	19	12.7	6.35	1.6	7.93

● = First choice ○ = Good choice



T-Max[®] P insert for turning

S-style insert (Square)



Imperial (inch)

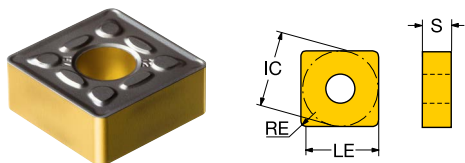
		P	S	K							
	Ordering code ANSI	4405	1205	1210	4405	SSC	LE	S	RE	D1	
							[inch]	[inch]	[inch]	[inch]	
QM	SNMG 432-QM	●	●	○	○	1/2	0.469	0.188	0.031	0.203	
	SNMG 433-QM	●	●	○	○	1/2	0.453	0.188	0.047	0.203	
	SNMG 434-QM		●	○		1/2	0.437	0.188	0.063	0.203	
	SNMG 543-QM		●	○		5/8	0.578	0.250	0.047	0.250	
	SNMG 544-QM		●	○		5/8	0.562	0.250	0.063	0.250	
	SNMG 643-QM		●	○		3/4	0.703	0.250	0.047	0.312	
	SNMG 644-QM		●	○		3/4	0.687	0.250	0.063	0.312	
	SNMG543-QM			○		5/8	0.417	0.250	0.047	0.250	
Medium	SM	SNMG 431-SM		●	○		1/2	0.484	0.188	0.016	0.203
		SNMG 432-SM		●	○		1/2	0.335	0.188	0.031	0.203
		SNMG 433-SM		●	○		1/2	0.335	0.188	0.047	0.203
		SNMG 434-SM		●	○		1/2	0.335	0.188	0.063	0.203
		SNMG 542-SM		●	○		5/8	0.594	0.250	0.031	0.250
		SNMG 543-SM		●			5/8	0.417	0.250	0.047	0.250
		SNMG 544-SM		●	○		5/8	0.417	0.250	0.063	0.250
		SNMG 643-SM		●	○		3/4	0.703	0.250	0.047	0.312
		SNMG 644-SM		●	○		3/4	0.500	0.250	0.063	0.312
		SNMG543-SM			○		5/8	0.417	0.250	0.047	0.250
Roughing	SMR	SNMG 431-SMC			●		1/2	0.484	0.188	0.016	0.203
		SNMG 432-SMC			●		1/2	0.469	0.188	0.031	0.203
		SNMG 432-SMR			●		1/2	0.335	0.188	0.031	0.203
		SNMG 433-SMR			●		1/2	0.335	0.188	0.047	0.203
		SNMG 434-SMR			●		1/2	0.335	0.188	0.063	0.203
SNMG 544-SMR			●		5/8	0.417	0.250	0.063	0.250		
SNMG 643-SMR			●		3/4	0.703	0.250	0.047	0.312		
SNMG 644-SMR			●		3/4	0.500	0.250	0.063	0.312		

● = First choice ○ = Good choice



T-Max[®] P insert for turning

S-style insert (Square)



Metric (mm)

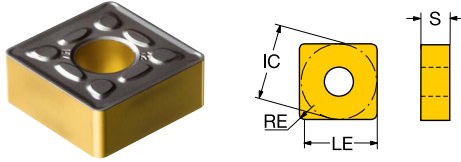
		P		K						
Ordering code		4415	4405	4415	4405	SSC	LE [mm]	S [mm]	RE [mm]	D1 [mm]
Medium	HM	SNMG 15 06 12-HM	●	○	○	15	14.7	6.35	1.2	6.35
		SNMG 19 06 12-HM	●	○	○	19	17.9	6.35	1.2	7.93
		SNMG 19 06 16-HM	●	○	○	19	17.5	6.35	1.6	7.93
		SNMG 25 09 24-HM	●	○	●	25	23.0	9.52	2.4	9.12
Medium	PM	SNMG 12 04 08-PM	●	○	○	12	11.9	4.76	0.8	5.16
		SNMG 12 04 12-PM	●	○	○	12	11.5	4.76	1.2	5.16
		SNMG 15 06 12-PM	●	○	○	15	14.7	6.35	1.2	6.35
Roughing	MR	SNMG 12 04 12-MR	●	○	○	12	11.5	4.76	1.2	5.16
		SNMG 12 04 16-MR	●	○	○	12	11.1	4.76	1.6	5.16
		SNMG 15 06 12-MR	●	○	○	15	14.7	6.35	1.2	6.35
	PR	SNMM 15 06 16-PR	●	○	○	15	14.3	6.35	1.6	6.35
		SNMM 19 06 16-PR	●	○	○	19	17.5	6.35	1.6	7.93
		SNMM 19 06 24-PR	●	○	○	19	16.6	6.35	2.4	7.93

● = First choice ○ = Good choice



T-Max[®] P insert for turning

S-style insert (Square)



Imperial (inch)

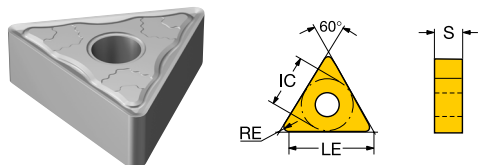
		P		K						
Ordering code ANSI		4415	4405	4415	4405	SSC	LE [inch]	S [inch]	RE [inch]	D1 [inch]
Medium	HM	SNMG 543-HM	●	○	5/8	0.578	0.250	0.047	0.250	
		SNMG 643-HM	●	○	3/4	0.703	0.250	0.047	0.312	
		SNMG 644-HM	●	○	3/4	0.687	0.250	0.063	0.312	
		SNMG 866-HM	●	●	1	0.906	0.375	0.094	0.359	
Medium	PM	SNMG 432-PM	●	○	1/2	0.469	0.188	0.031	0.203	
		SNMG 433-PM	●	○	1/2	0.453	0.188	0.047	0.203	
		SNMG 543-PM	●	○	5/8	0.578	0.250	0.047	0.250	
Roughing	MR	SNMG 433-MR	●	○	1/2	0.453	0.188	0.047	0.203	
		SNMG 434-MR	●	○	1/2	0.437	0.188	0.063	0.203	
		SNMG 543-MR	●	○	5/8	0.578	0.250	0.047	0.250	
		SNMM 544-PR	●	○	5/8	0.562	0.250	0.063	0.250	
	PR	SNMM 644-PR	●	○	3/4	0.687	0.250	0.063	0.312	
		SNMM 646-PR	●	○	3/4	0.656	0.250	0.094	0.312	

● = First choice ○ = Good choice



T-Max[®] P insert for turning

T-style insert (Triangular)



Metric (mm)

		S							
Ordering code		1205	1210	SSC	LE	S	RE	D1	
				[mm]	[mm]	[mm]	[mm]	[mm]	
Finishing	SF	TNMG 16 04 04-SF	●	16	4.8	4.76	0.4	3.81	
		TNMG 16 04 08-SF	●	16	4.8	4.76	0.8	3.81	
Medium	SM	TNMG 16 04 04-SM	●	○	16	16.1	4.76	0.4	3.81
		TNMG 16 04 08-SM	●	○	16	4.8	4.76	0.8	3.81
		TNMG 16 04 12-SM	●	○	16	4.8	4.76	1.2	3.81
	SMC	TNMG 22 04 08-SM	●	○	22	6.4	4.76	0.8	5.16
		TNMG 22 04 12-SM	●	○	22	6.4	4.76	1.2	5.16
	TNMG 16 04 08-SMC	●		16	15.7	4.76	0.8	3.81	

● = First choice ○ = Good choice

Imperial (inch)

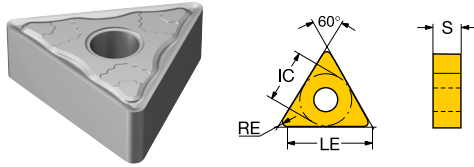
		S						
Ordering code ANSI		1205	1210	SSC	LE	S	RE	D1
				[inch]	[inch]	[inch]	[inch]	[inch]
Finishing	SF	TNMG 331-SF	●	3/8	0.189	0.188	0.016	0.150
		TNMG 332-SF	●	3/8	0.189	0.188	0.031	0.150

● = First choice ○ = Good choice



T-Max[®] P insert for turning

T-style insert (Triangular)



Imperial (inch)

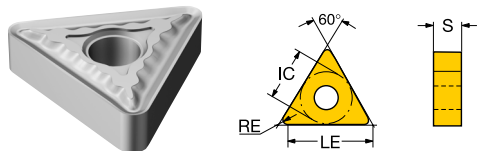
		S						
Ordering code ANSI		1205	1210	SSC	LE	S	RE	D1
				[inch]	[inch]	[inch]	[inch]	[inch]
Medium	SM	TNMG 331-SM	● ○	3/8	0.634	0.188	0.016	0.150
		TNMG 332-SM	● ○	3/8	0.189	0.188	0.031	0.150
		TNMG 333-SM	● ○	3/8	0.189	0.188	0.047	0.150
		TNMG 432-SM	● ○	1/2	0.252	0.188	0.031	0.203
		TNMG 433-SM	● ○	1/2	0.252	0.188	0.047	0.203
	SMC	TNMG 332-SMC	●	3/8	0.618	0.188	0.031	0.150

● = First choice ○ = Good choice



T-Max[®] P insert for turning

T-style insert (Triangular)



Metric (mm)

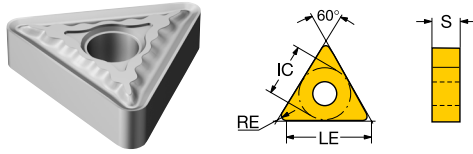
		P	S	K							
Ordering code		4405	1205	1210	4405	SSC	LE [mm]	S [mm]	RE [mm]	D1 [mm]	
PM	TNMG 16 04 08-PM	●			○	16	15.7	4.76	0.8	3.81	
	TNMG 16 04 12-PM	●			○	16	15.3	4.76	1.2	3.81	
Medium	QM	TNMG 16 04 08-QM	●	●	○	○	16	15.7	4.76	0.8	3.81
		TNMG 16 04 12-QM	●	●	○	○	16	15.3	4.76	1.2	3.81
	TNMG 22 04 08-QM	●			○	22	21.2	4.76	0.8	5.16	
	TNMG 22 04 12-QM	●			○	22	20.8	4.76	1.2	5.16	
	TNMG 22 04 16-QM	●	●	○	○	22	20.4	4.76	1.6	5.16	
	WM	TNMX 16 04 08-WM	●			○	16	15.7	4.76	0.8	3.81
TNMX 16 04 12-WM		●			○	16	15.3	4.76	1.2	3.81	
WMX	TNMX 16 04 08-WMX	●			○	16	15.7	4.76	0.8	3.81	
	TNMX 16 04 12-WMX	●			○	16	15.3	4.76	1.2	3.81	
Roughing	PR	TNMG 16 04 08-PR	●			○	16	15.7	4.76	0.8	3.81
		TNMG 16 04 12-PR	●			○	16	15.3	4.76	1.2	3.81

● = First choice ○ = Good choice



T-Max[®] P insert for turning

T-style insert (Triangular)



Imperial (inch)

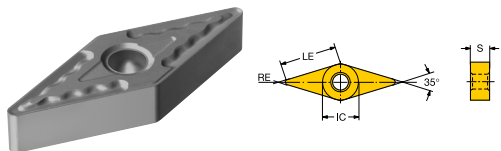
		P	S	K							
Ordering code ANSI		4405	1205	1210	4405	SSC	LE	S	RE	D1	
						[inch]	[inch]	[inch]	[inch]	[inch]	
PM	TNMG 332-PM	●			○	3/8	0.618	0.188	0.031	0.150	
	TNMG 333-PM	●			○	3/8	0.602	0.188	0.047	0.150	
Medium	QM	TNMG 332-QM	●	●	○	○	3/8	0.618	0.188	0.031	0.150
		TNMG 333-QM	●	●	○	○	3/8	0.602	0.188	0.047	0.150
	TNMG 432-QM	●			○	1/2	0.835	0.188	0.031	0.203	
	TNMG 433-QM	●			○	1/2	0.819	0.188	0.047	0.203	
	TNMG 434-QM	●	●	○	○	1/2	0.803	0.188	0.063	0.203	
	WMX	TNMX 332-WM	●			○	3/8	0.618	0.188	0.031	0.150
TNMX 333-WM		●			○	3/8	0.602	0.188	0.047	0.150	
TNMX 332-WMX		●			○	3/8	0.618	0.188	0.031	0.150	
TNMX 333-WMX		●			○	3/8	0.602	0.188	0.047	0.150	
Roughing	PR	TNMG 332-PR	●			○	3/8	0.618	0.188	0.031	0.150
		TNMG 333-PR	●			○	3/8	0.602	0.188	0.047	0.150

● = First choice ○ = Good choice



T-Max[®] P insert for turning

V-style insert (Rhombic 35°)



Metric (mm)

		P S K								
		4405	1205	1210	4405	SSC	LE [mm]	S [mm]	RE [mm]	D1 [mm]
Medium	PM	VNMG 16 04 08-PM	●		○	16	15.8	4.76	0.8	3.81
		VNMG 16 04 12-PM	●		○	16	15.4	4.76	1.2	3.81
	QM	VNMG 16 04 04-QM		●	○	16	16.2	4.76	0.4	3.81
		VNMG 16 04 08-QM	●	●	○	16	15.8	4.76	0.8	3.81

● = First choice ○ = Good choice

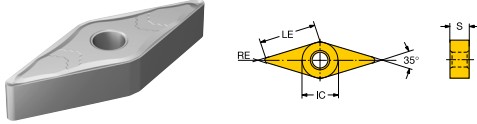
Imperial (inch)

		P S K								
		4405	1205	1210	4405	SSC	LE [inch]	S [inch]	RE [inch]	D1 [inch]
Medium	PM	VNMG 332-PM	●		○	3/8	0.622	0.188	0.031	0.150
		VNMG 333-PM	●		○	3/8	0.607	0.188	0.047	0.150
	QM	VNMG 331-QM		●	○	3/8	0.638	0.188	0.016	0.150
		VNMG 332-QM	●	●	○	3/8	0.622	0.188	0.031	0.150

● = First choice ○ = Good choice

T-Max[®] P insert for turning

V-style insert (Rhombic 35°)



Metric (mm)

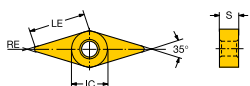

		S							
Ordering code		1205	1210	SSC	LE [mm]	S [mm]	RE [mm]	D1 [mm]	
Finishing	MF	●		16	16.2	4.76	0.4	3.81	
		●		16	15.8	4.76	0.8	3.81	
	SF	●		16	16.2	4.76	0.4	3.81	
		●		16	15.8	4.76	0.8	3.81	
		●		16	15.4	4.76	1.2	3.81	
		●		16	16.3	4.76	0.1	3.81	
	SGF	●		16	16.0	4.76	0.2	3.81	
		●		16	2.4	4.76	0.4	3.81	
		●		16	2.4	4.76	0.8	3.81	
		●		16	2.4	4.76	1.2	3.81	
	Medium	SM	●	○	16	16.2	4.76	0.4	3.81
			●	○	16	15.8	4.76	0.8	3.81
●			○	16	15.4	4.76	1.2	3.81	
SMC		●		16	16.2	4.76	0.4	3.81	
		●		16	15.8	4.76	0.8	3.81	

● = First choice ○ = Good choice



T-Max[®] P insert for turning

V-style insert (Rhombic 35°)



Imperial (inch)

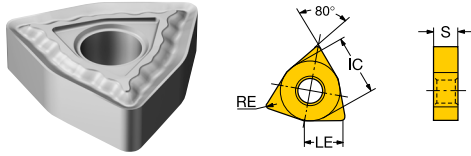
		S							
Ordering code ANSI		1205	1210	SSC	LE [inch]	S [inch]	RE [inch]	D1 [inch]	
Finishing	MF	VNMG 331-MF	●		3/8	0.638	0.188	0.016	0.150
		VNMG 332-MF	●		3/8	0.622	0.188	0.031	0.150
	SF	VNMG 331-SF	●		3/8	0.638	0.188	0.016	0.150
		VNMG 332-SF	●		3/8	0.622	0.188	0.031	0.150
		VNMG 333-SF	●		3/8	0.607	0.188	0.047	0.150
	SGF	VNGG 33(.30)-SGF	●		3/8	0.640	0.188	0.004	0.150
		VNGG 33(.50)-SGF	●		3/8	0.632	0.188	0.008	0.150
		VNGG 331-SGF	●		3/8	0.094	0.188	0.016	0.150
		VNGG 332-SGF	●		3/8	0.094	0.188	0.031	0.150
		VNGG 333-SGF	●		3/8	0.094	0.188	0.047	0.150
Medium	SM	VNMG 331-SM	●	○	3/8	0.638	0.188	0.016	0.150
		VNMG 332-SM	●	○	3/8	0.622	0.188	0.031	0.150
		VNMG 333-SM	●	○	3/8	0.607	0.188	0.047	0.150
	SMC	VNMG 331-SMC	●		3/8	0.638	0.188	0.016	0.150
		VNMG 332-SMC	●		3/8	0.622	0.188	0.031	0.150

● = First choice ○ = Good choice



T-Max[®] P insert for turning

W-style insert (Trigon 80°)



Metric (mm)

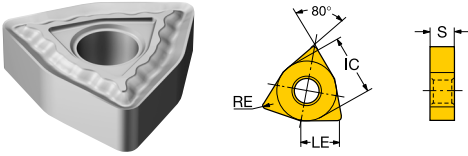
		P	S	K						
Ordering code		4405	1205	1210	4405	SSC	LE [mm]	S [mm]	RE [mm]	D1 [mm]
PM	WNMG 06 04 08-PM	●			○	06	5.7	4.76	0.8	3.81
	WNMG 08 04 08-PM	●			○	08	7.9	4.76	0.8	5.16
	WNMG 08 04 12-PM	●			○	08	7.5	4.76	1.2	5.16
	WNMG 08 04 16-PM	●			○	08	7.1	4.76	1.6	5.16
QM	WNMG 06 04 08-QM	●	●		○	06	5.7	4.76	0.8	3.81
	WNMG 08 04 04-QM		●	○		08	8.3	4.76	0.4	5.16
	WNMG 08 04 08-QM	●	●	○	○	08	7.9	4.76	0.8	5.16
	WNMG 08 04 12-QM	●	●	○	○	08	7.5	4.76	1.2	5.16
WM	WNMG 08 04 16-QM	●			○	08	7.1	4.76	1.6	5.16
	WNMG 08 04 08-WM	●			○	08	7.9	4.76	0.8	5.16
	WNMG 08 04 12-WM	●			○	08	7.5	4.76	1.2	5.16
	WNMG 06 04 08-WMX	●			○	06	1.6	4.76	0.8	3.81
WMX	WNMG 06 04 12-WMX	●			○	06	1.6	4.76	1.2	3.81
	WNMG 08 04 08-WMX	●			○	08	7.9	4.76	0.8	5.16
	WNMG 08 04 12-WMX	●			○	08	7.5	4.76	1.2	5.16
MR	WNMG 08 04 12-MR	●			○	08	7.5	4.76	1.2	5.16
PR	WNMG 06 04 12-PR	●			○	06	5.3	4.76	1.2	3.81
	WNMG 08 04 08-PR	●			○	08	7.9	4.76	0.8	5.16
	WNMG 08 04 12-PR	●			○	08	7.5	4.76	1.2	5.16
	WNMG 08 04 16-PR	●			○	08	7.1	4.76	1.6	5.16

● = First choice ○ = Good choice



T-Max[®] P insert for turning

W-style insert (Trigon 80°)



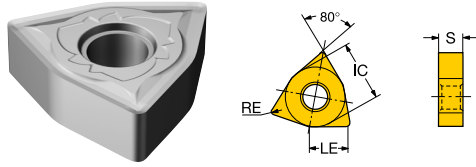
Imperial (inch)

		P	S	K								
Ordering code ANSI		4405	1205	1210	4405	SSC	LE [inch]	S [inch]	RE [inch]	D1 [inch]		
PM	WNMG 332-PM	●			○	3/8	0.225	0.188	0.031	0.150		
	WNMG 432-PM	●			○	1/2	0.311	0.188	0.031	0.203		
	WNMG 433-PM	●			○	1/2	0.295	0.188	0.047	0.203		
	WNMG 434-PM	●			○	1/2	0.279	0.188	0.063	0.203		
Medium	QM	WNMG 332-QM	●		●	○	3/8	0.225	0.188	0.031	0.150	
		WNMG 431-QM		●	○		1/2	0.326	0.188	0.016	0.203	
		WNMG 432-QM	●	●	○	○	1/2	0.311	0.188	0.031	0.203	
		WNMG 433-QM	●	●	○	○	1/2	0.295	0.188	0.047	0.203	
		WNMG 434-QM	●			○	1/2	0.279	0.188	0.063	0.203	
WM	WNMG 432-WM	●			○	1/2	0.311	0.188	0.031	0.203		
	WNMG 433-WM	●			○	1/2	0.295	0.188	0.047	0.203		
	WNMG 332-WMX	●			○	3/8	0.063	0.188	0.031	0.150		
WMX	WNMG 333-WMX	●			○	3/8	0.063	0.188	0.047	0.150		
	WNMG 432-WMX	●			○	1/2	0.311	0.188	0.031	0.203		
	WNMG 433-WMX	●			○	1/2	0.295	0.188	0.047	0.203		
Roughing	PR	MR	WNMG 433-MR	●			○	1/2	0.295	0.188	0.047	0.203
		WNMG 333-PR	●			○	3/8	0.209	0.188	0.047	0.150	
		WNMG 432-PR	●			○	1/2	0.311	0.188	0.031	0.203	
		WNMG 433-PR	●			○	1/2	0.295	0.188	0.047	0.203	
		WNMG 434-PR	●			○	1/2	0.279	0.188	0.063	0.203	

● = First choice ○ = Good choice

T-Max[®] P insert for turning

W-style insert (Trigon 80°)



Metric (mm)

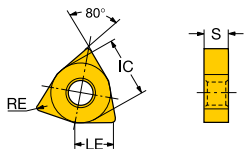

		S							
Ordering code		1205	1210	SSC	LE [mm]	S [mm]	RE [mm]	D1 [mm]	
Finishing	MF	WNMG 08 04 08-MF	●	08	7.9	4.76	0.8	5.16	
		WNMG 08 04 04-SF	●	08	3.2	4.76	0.4	5.16	
	SF	WNMG 08 04 08-SF	●	08	7.9	4.76	0.8	5.16	
		WNMG 08 04 12-SF	●	08	7.5	4.76	1.2	5.16	
	SGF	WNGG 08 04 02-SGF	●	08	7.5	4.76	0.2	5.16	
		WNGG 08 04 04-SGF	●	08	3.2	4.76	0.4	5.16	
WNGG 08 04 08-SGF		●	08	3.2	4.76	0.8	5.16		
Medium		WNMG 06 04 04-SM	●	06	6.1	4.76	0.4	3.81	
		WNMG 06 04 08-SM	●	06	5.7	4.76	0.8	3.81	
	SM	WNMG 08 04 04-SM	●	○	08	3.2	4.76	0.4	5.16
		WNMG 08 04 08-SM	●	○	08	7.9	4.76	0.8	5.16
		WNMG 08 04 12-SM	●	○	08	7.5	4.76	1.2	5.16
	SMC	WNMG 08 04 04-SMC	●	08	8.3	4.76	0.4	5.16	
		WNMG 08 04 08-SMC	●	08	7.9	4.76	0.8	5.16	
		WNMG 08 04 12-SMC	●	08	7.5	4.76	1.2	5.16	
		SMR	WNMG 08 04 08-SMR	●	08	7.9	4.76	0.8	5.16
	WNMG 08 04 12-SMR		●	08	7.5	4.76	1.2	5.16	

● = First choice ○ = Good choice



T-Max[®] P insert for turning

W-style insert (Trigon 80°)



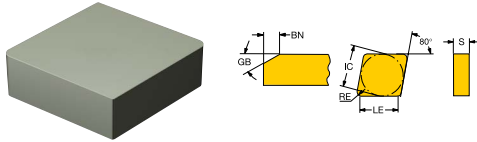
Imperial (inch)

		S						
Ordering code ANSI		1205	1210	SSC	LE [inch]	S [inch]	RE [inch]	D1 [inch]
Finishing	MF	WNMG 432-MF	●	1/2	0.311	0.188	0.031	0.203
		WNMG 431-SF	●	1/2	0.126	0.188	0.016	0.203
	SF	WNMG 432-SF	●	1/2	0.311	0.188	0.031	0.203
		WNMG 433-SF	●	1/2	0.295	0.188	0.047	0.203
	SGF	WNGG 43(.50)-SGF	●	1/2	0.294	0.188	0.008	0.203
		WNGG 431-SGF	●	1/2	0.126	0.188	0.016	0.203
Medium	SM	WNMG 331-SM	●	3/8	0.241	0.188	0.016	0.150
		WNMG 332-SM	●	3/8	0.225	0.188	0.031	0.150
	SM	WNMG 431-SM	● ○	1/2	0.126	0.188	0.016	0.203
		WNMG 432-SM	● ○	1/2	0.311	0.188	0.031	0.203
		WNMG 433-SM	● ○	1/2	0.295	0.188	0.047	0.203
	SMC	WNMG 431-SMC	●	1/2	0.326	0.188	0.016	0.203
		WNMG 432-SMC	●	1/2	0.311	0.188	0.031	0.203
		WNMG 433-SMC	●	1/2	0.295	0.188	0.047	0.203
	SMR	WNMG 432-SMR	●	1/2	0.311	0.188	0.031	0.203
		WNMG 433-SMR	●	1/2	0.295	0.188	0.047	0.203

● = First choice ○ = Good choice



T-Max[®] insert for turning



Metric (mm)

		S		H					
Ordering code		675	675	SSC	LE	S	RE	GB	BN
					[mm]	[mm]	[mm]	[deg]	[mm]
Finishing	NEW CNGN120408T01020	●	●	12	12.1	4.76	0.8	20.0	0.10
	NEW CNGN120412T01020	●	●	12	11.7	4.76	1.2	20.0	0.10
	NEW CNGN120412T02520	●	●	12	11.7	4.76	1.2	20.0	0.25
	NEW CNGN120416T01020	●	●	12	11.3	4.76	1.6	20.0	0.10
	NEW CNGN160712T01020	●	●	16	14.9	7.94	1.2	20.0	0.10
Medium	NEW CNGN120708T01020	●	●	12	12.1	7.94	0.8	20.0	0.10
	NEW CNGN120712T01020	●	●	12	11.7	7.94	1.2	20.0	0.10
	NEW CNGN120716T01020	●	●	12	11.3	7.94	1.6	20.0	0.10

● = First choice ○ = Good choice

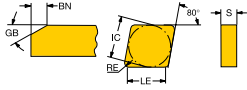

Imperial (inch)

		S		H					
Ordering code ANSI		675	675	SSC	LE	S	RE	GB	BN
					[inch]	[inch]	[inch]	[deg]	[inch]
Finishing	NEW CNG 432T0320	●	●	1/2	0.476	0.188	0.031	20.0	0.004
	NEW CNG 433 T0820	●	●	1/2	0.460	0.188	0.047	20.0	0.010
	NEW CNG 433T0320	●	●	1/2	0.460	0.188	0.047	20.0	0.004
	NEW CNG 434T0320	●	●	1/2	0.445	0.188	0.063	20.0	0.004
	NEW CNG 553T0320	●	●	5/8	0.587	0.313	0.047	20.0	0.004

● = First choice ○ = Good choice



T-Max[®] insert for turning



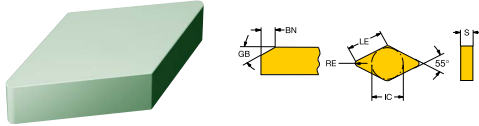
Imperial (inch)

		S H							
Ordering code ANSI		675	675	SSC	LE [inch]	S [inch]	RE [inch]	GB [deg]	BN [inch]
Medium	NEW CNG 452 T0320	●	●	1/2	0.476	0.313	0.031	20.0	0.004
	NEW CNG 453T0320	●	●	1/2	0.460	0.313	0.047	20.0	0.004
	NEW CNG 454T0320	●	●	1/2	0.445	0.313	0.063	20.0	0.004

● = First choice ○ = Good choice



T-Max[®] insert for turning



Metric (mm)

		S H							
Ordering code		675	675	SSC	LE [mm]	S [mm]	RE [mm]	GB [deg]	BN [mm]
Finishing	NEW DNGN150408T01020	●	●	15	14.7	4.76	0.8	20.0	0.10
	NEW DNGN150412T01020	●		15	14.3	4.76	1.2	20.0	0.10
	NEW DNGN150708T01020	●	●	15	14.7	7.94	0.8	20.0	0.10
	NEW DNGN150712T01020	●	●	15	14.3	7.94	1.2	20.0	0.10
	NEW DNGN150716T01020	●	●	15	13.9	7.94	1.6	20.0	0.10

● = First choice ○ = Good choice

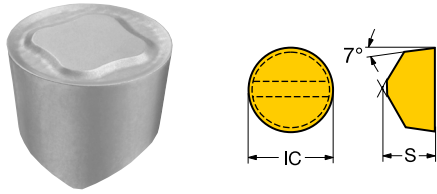
Imperial (inch)

		S H							
Ordering code ANSI		675	675	SSC	LE [inch]	S [inch]	RE [inch]	GB [deg]	BN [inch]
Finishing	NEW DNG 432 T0320	●	●	1/2	0.579	0.188	0.031	20.0	0.004
	NEW DNG 433 T0320	●		1/2	0.563	0.188	0.047	20.0	0.004
	NEW DNG 452T0320	●	●	1/2	0.579	0.313	0.031	20.0	0.004
	NEW DNG 453T0320	●	●	1/2	0.563	0.313	0.047	20.0	0.004
	NEW DNG 454T0320	●	●	1/2	0.547	0.313	0.063	20.0	0.004

● = First choice ○ = Good choice



T-Max[®] insert for turning



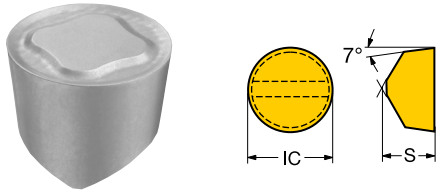
Metric (mm)

		S		H					
Ordering code		675	6160	675	SSC	S [mm]	RE [mm]	GB [deg]	BN [mm]
Medium E	NEW RCGX060600T01020	●		●	06	6.35	3.2	20.0	0.10
	NEW RCGX090700T01020	●		●	09	7.94	4.8	20.0	0.10
	NEW RCGX120700T01020	●		●	12	7.94	6.3	20.0	0.10
	NEW RCGX060600E	●			06	6.35	3.2		
	NEW RCGX090700E	●			09	7.94	4.8		
	NEW RCGX120700E	●		●	12	7.94	6.3		
SM	RCMX120700-SM		●		12	7.94	6.3		

● = First choice ○ = Good choice



T-Max[®] insert for turning



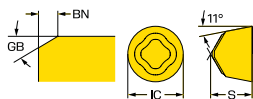
Imperial (inch)

		S			H				
		675	6160	675	SSC	S	RE	GB	BN
						[inch]	[inch]	[deg]	[inch]
Medium	NEW	RCGX 24T0320	●	○	1/4	0.250	0.125	20.0	0.004
	NEW	RCGX 35T0320	●	○	3/8	0.313	0.188	20.0	0.004
	NEW	RCGX 45T0320	●	○	1/2	0.313	0.250	20.0	0.004
	NEW	RCGX 24A	●	○	1/4	0.250	0.125		
	NEW	RCGX 35A	●	○	3/8	0.313	0.188		
	NEW	RCGX 45A	●	○	1/2	0.313	0.250		
SM		RCMX120700-SM	○	○	1/2	0.313	0.250		

● = First choice ○ = Good choice



T-Max[®] insert for turning



Metric (mm)

		S						
		1205						
		SSC	S	RE	GB	BN		
			[mm]	[mm]	[deg]	[mm]		
Medium	SM	NEW	RPMX 060400-SM	● 06	4.76	3.2	15.0	0.10
		NEW	RPMX 090700-SM	● 09	7.94	4.8	17.0	0.10

● = First choice ○ = Good choice

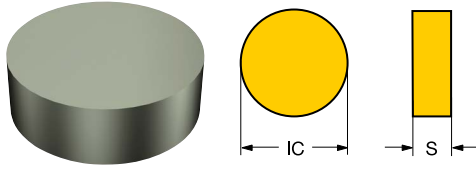
Imperial (inch)

		S						
		1205						
		SSC	S	RE	GB	BN		
			[inch]	[inch]	[deg]	[inch]		
Medium	SM	NEW	RPMX 23-SM	● 1/4	0.188	0.125	15.0	0.004
		NEW	RPMX 35-SM	● 3/8	0.313	0.188	17.0	0.004

● = First choice ○ = Good choice



T-Max[®] insert for turning



Metric (mm)

		S		H			
		675	675	SSC	S	RE	
				[mm]	[mm]	[mm]	
Medium	NEW	RNGN120700E	●	●	12	7.94	6.3
	E						

● = First choice ○ = Good choice

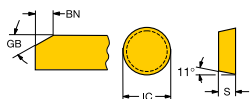

Imperial (inch)

		S		H			
		675	675	SSC	S	RE	
				[inch]	[inch]	[inch]	
Medium	NEW	RNG 45A	●	●	1/2	0.313	0.250
	E						

● = First choice ○ = Good choice



T-Max[®] insert for turning



Metric (mm)

		S		H						
		675	675	SSC	S	RE	GB	BN		
					[mm]	[mm]	[deg]	[mm]		
Finishing	NEW	RPGN090300T01020	●	●	09	3.17	4.8	20.0	0.10	
Medium	NEW	RPGX090700T01020	●	●	09	7.94	4.8	20.0	0.10	
	NEW	RPGX120700T01020	●	●	12	7.94	6.3	20.0	0.10	

● = First choice ○ = Good choice

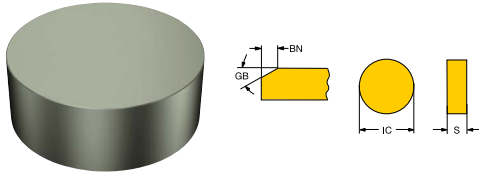
Imperial (inch)

		S		H						
		675	675	SSC	S	RE	GB	BN		
					[inch]	[inch]	[deg]	[inch]		
Finishing	NEW	RPG 32T0320	●	●	3/8	0.125	0.188	20.0	0.004	
Medium	NEW	RPGX 35T0320	●	●	3/8	0.313	0.188	20.0	0.004	
	NEW	RPGX 45T0320	●	●	1/2	0.313	0.250	20.0	0.004	

● = First choice ○ = Good choice



T-Max[®] insert for turning



Metric (mm)

		S		H						
Ordering code		675	675	SSC	S [mm]	RE [mm]	GB [deg]	BN [mm]		
Finishing	NEW RNGN090300T01020	●	●	09	3.17	4.8	20.0	0.10		
	NEW RNGN120400T01020	●	●	12	4.76	6.3	20.0	0.10		
	NEW RNGN150700T01020	●		15	7.94	7.9	20.0	0.10		
	NEW RNGN190700K20015	●		19	7.94	9.5	15.0	2.00		
	NEW RNGN250700K20015	●	●	25	7.94	12.7	15.0	2.00		
Medium	NEW RNGN120700T01020	●	●	12	7.94	6.3	20.0	0.10		
	NEW RNGN190700T01020	●	●	19	7.94	9.5	20.0	0.10		

● = First choice ○ = Good choice

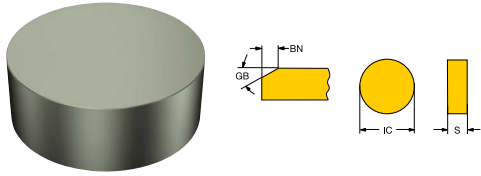
Imperial (inch)

		S		H						
Ordering code ANSI		675	675	SSC	S [inch]	RE [inch]	GB [deg]	BN [inch]		
Finishing	NEW RNG 32T0320	●	●	3/8	0.125	0.188	20.0	0.004		
	NEW RNG 43T0320	●	●	1/2	0.188	0.250	20.0	0.004		
	NEW RNG 55T0320	●		5/8	0.313	0.313	20.0	0.004		
	NEW RNG 65K8015	●		3/4	0.313	0.375	15.0	0.079		
	NEW RNG 85K8015	●	●	1	0.313	0.500	15.0	0.079		

● = First choice ○ = Good choice



T-Max[®] insert for turning



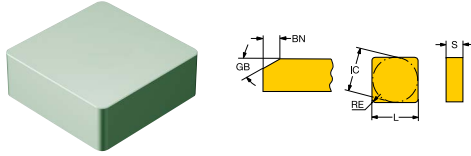
Imperial (inch)

		S		H						
		675	675	SSC	S [inch]	RE [inch]	GB [deg]	BN [inch]		
Medium	NEW	RNG 45T0320	●	●	1/2	0.313	0.250	20.0	0.004	
	NEW	RNG 65T0320	●	●	3/4	0.313	0.375	20.0	0.004	

● = First choice ○ = Good choice



T-Max[®] insert for turning

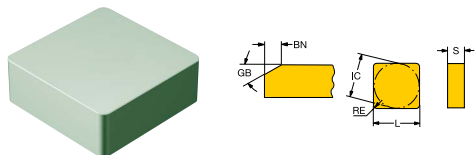


Metric (mm)

		S		H						
	Ordering code	675	675	SSC	LE	S	RE	GB	BN	
					[mm]	[mm]	[mm]	[deg]	[mm]	
Finishing	NEW SNGN 12 04 16T01020	●	●	12	11.1	4.76	1.6	20.0	0.10	
	NEW SNGN090308T01020	●	●	09	8.7	3.17	0.8	20.0	0.10	
	NEW SNGN120408T01020	●	●	12	11.9	4.76	0.8	20.0	0.10	
	NEW SNGN120412T01020	●	●	12	11.5	4.76	1.2	20.0	0.10	
	NEW SNGN120708T01020	●	●	12	11.9	7.94	0.8	20.0	0.10	
	NEW SNGN120716T01020	●	●	12	11.1	7.94	1.6	20.0	0.10	
	NEW SNGN150716T01020	●	●	15	14.3	7.94	1.6	20.0	0.10	
	NEW SNGN190724T01020	●	●	19	16.6	7.94	2.4	20.0	0.10	
Medium	NEW SNGN120712T01020	●	●	12	11.5	7.94	1.2	20.0	0.10	



T-Max[®] insert for turning

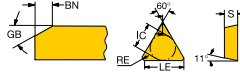



Imperial (inch)

		S		H							
		675	675	SSC	LE	S	RE	GB	BN		
Ordering code ANSI					[inch]	[inch]	[inch]	[deg]	[inch]		
Finishing	NEW SNG 322T0320	●	●	3/8	0.344	0.125	0.031	20.0	0.004		
	NEW SNG 432T0320	●	●	1/2	0.469	0.188	0.031	20.0	0.004		
	NEW SNG 433T0320	●	●	1/2	0.453	0.188	0.047	20.0	0.004		
	NEW SNG 434T0320	●	●	1/2	0.437	0.188	0.063	20.0	0.004		
	NEW SNG 452T0320	●	●	1/2	0.469	0.313	0.031	20.0	0.004		
	NEW SNG 454T0320	●	●	1/2	0.437	0.313	0.063	20.0	0.004		
	NEW SNG 554T0320	●	●	5/8	0.562	0.313	0.063	20.0	0.004		
	NEW SNG 656T0320	●	●	3/4	0.656	0.313	0.094	20.0	0.004		
	NEW SNG 453T0320	●	●	1/2	0.453	0.313	0.047	20.0	0.004		
Medium											



T-Max[®] insert for turning



Metric (mm)

		S		H							
		675	675	SSC	LE	S	RE	GB	BN		
					[inch]	[inch]	[inch]	[deg]	[inch]		
Finishing	NEW	TPG 222T0320	●	●	1/4	0.402	0.125	0.031	20.0	0.004	
	NEW	TPG 322T0320	●	●	3/8	0.618	0.125	0.031	20.0	0.004	
	NEW	TPG 323T0320	●	●	3/8	0.602	0.125	0.047	20.0	0.004	

● = First choice ○ = Good choice

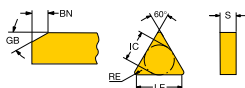

Imperial (inch)

		S		H							
		675	675	SSC	LE	S	RE	GB	BN		
					[mm]	[mm]	[mm]	[deg]	[mm]		
Finishing	NEW	TPGN110308T01020	●	●	11	10.2	3.17	0.8	20.0	0.10	
	NEW	TPGN160308T01020	●	●	16	15.7	3.17	0.8	20.0	0.10	
	NEW	TPGN160312T01020	●	●	16	15.3	3.17	1.2	20.0	0.10	

● = First choice ○ = Good choice



T-Max[®] insert for turning



Metric (mm)

		S H							
Ordering code		675	675	SSC	LE	S	RE	GB	BN
					[mm]	[mm]	[mm]	[deg]	[mm]
Finishing	NEW TNGN160408T01020	●	●	16	15.7	4.76	0.8	20.0	0.10
	NEW TNGN160412T01020	●	●	16	15.3	4.76	1.2	20.0	0.10
	NEW TNGN220408T01020	●	●	22	21.2	4.76	0.8	20.0	0.10

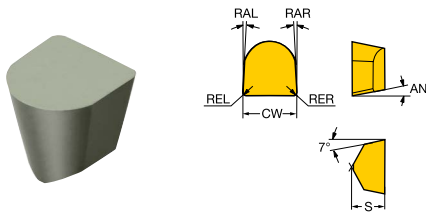
● = First choice ○ = Good choice

Imperial (inch)

		S H							
Ordering code ANSI		675	675	SSC	LE	S	RE	GB	BN
					[inch]	[inch]	[inch]	[deg]	[inch]
Finishing	NEW TNG 332T0320	●	●	3/8	0.618	0.188	0.031	20.0	0.004
	NEW TNG 333T0320	●	●	3/8	0.602	0.188	0.047	20.0	0.004
	NEW TNG 432T0320	●	●	1/2	0.835	0.188	0.031	20.0	0.004

● = First choice ○ = Good choice

T-Max[®] insert for grooving



Metric (mm)

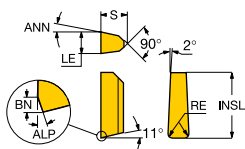

		S					
Ordering code		675	SSC	S [mm]	CW [mm]	RER [mm]	REL [mm]
NEW	CSGX060608T01020	○	06	6.35	6.35	0.79	0.79
NEW	CSGX090708T01020	○	09	7.94	9.52	0.79	0.79
NEW	CSGX120708T01020	○	12	7.94	12.70	0.79	0.79
NEW	CSGX090708E	●	09	7.94	9.52	0.79	0.79

Imperial (inch)

		S					
Ordering code ANSI		675	SSC	S [inch]	CW [inch]	RER [inch]	REL [inch]
NEW	CSGX 242 T0320	○	1/4	0.250	0.250	0.031	0.031
NEW	CSGX 352 T0320	○	3/8	0.313	0.375	0.031	0.031
NEW	CSGX 452 T0320	○	1/2	0.313	0.500	0.031	0.031
NEW	CSGX 352 A	●	3/8	0.313	0.375	0.031	0.031



T-Max[®] insert for grooving



Metric (mm)

		S		H							
		675	675	SSC	S	CW	RER	REL			
					[mm]	[mm]	[mm]	[mm]			
W	NEW	150.23	0317	04E	●	1	4.74	3.17	0.38	0.38	
	NEW	150.23	0476	08E	●	2	4.74	4.75	0.79	0.79	
	NEW	150.23	0635	08E	●	3	6.35	6.35	0.79	0.79	
Finishing T	NEW	150.23	0317	04T01020	●	○	1	4.74	3.17	0.38	0.38
	NEW	150.23	0476	08T01020	●	○	2	4.74	4.75	0.79	0.79
	NEW	150.23	0635	08T01020	●	○	3	6.35	6.35	0.79	0.79
	NEW	150.23	0794	08T01020	●	○	4	8.56	7.93	0.79	0.79
	NEW	150.23	0952	08T01020	●	○	4	8.56	9.52	0.79	0.79

● = First choice ○ = Good choice

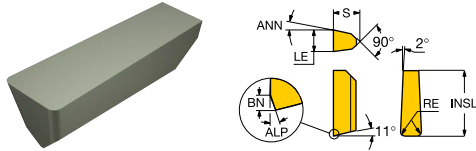
Imperial (inch)

		S		H						
		675	675	SSC	S	CW	RER	REL		
					[inch]	[inch]	[inch]	[inch]		
W	NEW	CSG-4125-1A	●	1	0.187	0.125	0.015	0.015		
	NEW	CSG-4187-2A	●	2	0.187	0.187	0.031	0.031		
	NEW	CSG-6250-2A	●	3	0.250	0.250	0.031	0.031		

● = First choice ○ = Good choice



T-Max[®] insert for grooving



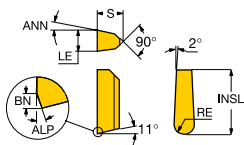

Imperial (inch)

				S	H					
		Ordering code ANSI		675	675	SSC	S	CW	RER	REL
							[inch]	[inch]	[inch]	[inch]
Finishing	T	NEW	CSG-4125-1T0320	●	○	1	0.187	0.125	0.015	0.015
		NEW	CSG-4187-2T0320	●	○	2	0.187	0.187	0.031	0.031
		NEW	CSG-6250-2T0320	●	○	3	0.250	0.250	0.031	0.031
		NEW	CSG-8312-2T0320	●	○	4	0.337	0.312	0.031	0.031
		NEW	CSG-8375-2T0320	●	○	4	0.337	0.375	0.031	0.031

● = First choice ○ = Good choice



T-Max[®] insert for profiling



Metric (mm)

		S		H					
		675	675	SSC	S	RE	CW		
					[mm]	[mm]	[mm]		
U	NEW	150.23	0317	16E	●	1	4.74	1.6	3.17
	NEW	150.23	0476	24E	●	2	4.74	2.4	4.75
	NEW	150.23	0635	32E	●	3	6.35	3.2	6.35
Finishing T	NEW	150.23	0317	16T01020	● ○	1	4.74	1.6	3.17
	NEW	150.23	0476	24T01020	● ○	2	4.74	2.4	4.75
	NEW	150.23	0635	32T01020	● ○	3	6.35	3.2	6.35

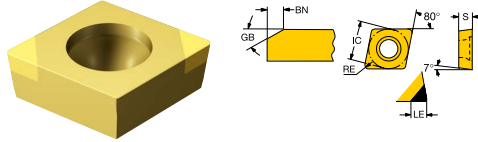
Imperial (inch)

		S		H				
		675	675	SSC	S	RE	CW	
					[inch]	[inch]	[inch]	
U	NEW	CSG-4125-A	●	1	0.187	0.063	0.125	
	NEW	CSG-4187-A	●	2	0.187	0.094	0.187	
	NEW	CSG-6250-A	●	3	0.250	0.125	0.250	
Finishing T	NEW	CSG-4125-T0320	● ○	1	0.187	0.063	0.125	
	NEW	CSG-4187-T0320	● ○	2	0.187	0.094	0.187	
	NEW	CSG-6250-T0320	● ○	3	0.250	0.125	0.250	



CoroTurn® 107 insert for turning

C-style insert (Rhombic 80°)



Metric (mm)

		H								
Ordering code		7125	7105	7115	SSC	LE [mm]	S [mm]	RE [mm]	GB [deg]	BN [mm]
Finishing WG	CCGW060204S01520FWG		○	●	06	2.6	2.38	0.4	20.0	0.15
	CCGW060208S01520FWG		●		06	2.5	2.38	0.8	20.0	0.15
	CCGW09T304S01520FWG	●	○	○	09	2.6	3.97	0.4	20.0	0.15
	CCGW09T308S01520FWG	●	○	○	09	2.5	3.97	0.8	20.0	0.15

● = First choice ○ = Good choice

Imperial (inch)

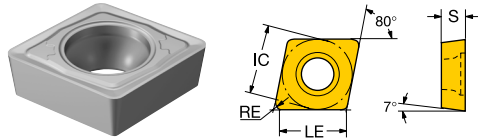
		H								
Ordering code ANSI		7125	7105	7115	SSC	LE [inch]	S [inch]	RE [inch]	GB [deg]	BN [inch]
Finishing WG	CCGW060204S01520FWG		○	●	1/4	0.101	0.094	0.016	20.0	0.006
	CCGW060208S01520FWG		●		1/4	0.097	0.094	0.031	20.0	0.006
	CCGW09T304S01520FWG	●	○	○	3/8	0.101	0.156	0.016	20.0	0.006
	CCGW09T308S01520FWG	●	○	○	3/8	0.097	0.156	0.031	20.0	0.006

● = First choice ○ = Good choice



CoroTurn® 107 insert for turning

C-style insert (Rhombic 80°)



Imperial (inch)

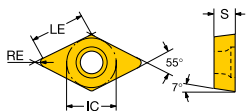

		S	M						
Ordering code ANSI		1205	1210	1205	SSC	LE [inch]	S [inch]	RE [inch]	D1 [inch]
Finishing	MF	CCMT 2(1.5)0-MF	●		1/4	0.246	0.094	0.008	0.110
		CCMT 2(1.5)1-MF	●		1/4	0.238	0.094	0.016	0.110
		CCMT 3(2.5)0-MF	●		3/8	0.373	0.156	0.008	0.173
		CCMT 3(2.5)1-MF	●		3/8	0.365	0.156	0.016	0.173
		CCMT 3(2.5)2-MF	●		3/8	0.349	0.156	0.031	0.173
AL	CCGX 2(1.5)0-AL	●	○	1/4	0.246	0.094	0.008	0.110	
	CCGX 2(1.5)1-AL	●	○	1/4	0.238	0.094	0.016	0.110	
	CCGX 3(2.5)1-AL	●	○	3/8	0.365	0.156	0.016	0.173	
	CCGX 3(2.5)2-AL	●	○	3/8	0.349	0.156	0.031	0.173	
MM	CCMT 2(1.5)1-MM	●		1/4	0.238	0.094	0.016	0.110	
	CCMT 2(1.5)2-MM	●		1/4	0.222	0.094	0.031	0.110	
	CCMT 3(2.5)1-MM	●		3/8	0.365	0.156	0.016	0.173	
	CCMT 3(2.5)2-MM	●		3/8	0.349	0.156	0.031	0.173	
	CCMT 431-MM	●		1/2	0.492	0.188	0.016	0.217	
CCMT 432-MM	●		1/2	0.476	0.188	0.031	0.217		
Medium	SMC	CCMT 3(2.5)1-SMC		●	3/8	0.365	0.156	0.016	0.173
		CCMT 3(2.5)2-SMC		●	3/8	0.349	0.156	0.031	0.173
UM	CCET 2(1.5)0-UM	●	○	1/4	0.246	0.094	0.008	0.110	
	CCET 2(1.5)03-UM	●	○	1/4	0.250	0.094	0.004	0.110	
	CCET 2(1.5)1-UM	●	○	1/4	0.238	0.094	0.016	0.110	
	CCGT 2(1.5)0-UM	●	○	1/4	0.246	0.094	0.008	0.110	
	CCGT 2(1.5)03-UM	●	○	1/4	0.250	0.094	0.004	0.110	
	CCGT 2(1.5)1-UM	●	○	1/4	0.238	0.094	0.016	0.110	
	CCGT 3(2.5)0-UM	●	○	3/8	0.373	0.156	0.008	0.173	
	CCGT 3(2.5)03-UM	●	○	3/8	0.377	0.156	0.004	0.173	
	CCGT 3(2.5)1-UM	●	○	3/8	0.365	0.156	0.016	0.173	
	CCGT 3(2.5)2-UM	●	○	3/8	0.349	0.156	0.031	0.173	

● = First choice ○ = Good choice



CoroTurn® 107 insert for turning

D-style insert (Rhombic 55°)



Metric (mm)

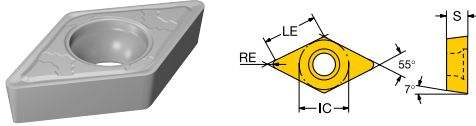
		S			M				
		1205	1210	1205	SSC	LE [mm]	S [mm]	RE [mm]	D1 [mm]
Finishing	MF	DCMT 07 02 02-MF	●		07	7.6	2.38	0.2	2.80
		DCMT 07 02 04-MF	●		07	7.4	2.38	0.4	2.80
		DCMT 11 T3 02-MF	●		11	11.4	3.97	0.2	4.40
		DCMT 11 T3 04-MF	●		11	11.2	3.97	0.4	4.40
		DCMT 11 T3 08-MF	●		11	10.8	3.97	0.8	4.40
AL	DCGX 07 02 02-AL	●		○	07	7.6	2.38	0.2	2.80
	DCGX 07 02 04-AL	●		○	07	7.4	2.38	0.4	2.80
	DCGX 11 T3 02-AL	●		○	11	11.4	3.97	0.2	4.40
	DCGX 11 T3 04-AL	●		○	11	11.2	3.97	0.4	4.40
	DCGX 11 T3 08-AL	●		○	11	10.8	3.97	0.8	4.40
MM	DCMT 07 02 04-MM	●			07	7.4	2.38	0.4	2.80
	DCMT 07 02 08-MM	●			07	7.0	2.38	0.8	2.80
	DCMT 11 T3 04-MM	●			11	11.2	3.97	0.4	4.40
	DCMT 11 T3 08-MM	●			11	10.8	3.97	0.8	4.40
Medium	SMC	DCMT 11 T3 04-SMC		●	11	11.2	3.97	0.4	4.40
		DCMT 11 T3 08-SMC		●	11	10.8	3.97	0.8	4.40
		DCMT 11 T3 12-SMC		●	11	10.4	3.97	1.2	4.40
UM	DCET 07 02 00-UM	●		○	07	7.7	2.38	0.1	2.80
	DCET 07 02 01-UM	●		○	07	7.7	2.38	0.1	2.80
	DCET 11 T3 01-UM	●		○	11	11.5	3.97	0.1	4.40
	DCET 11 T3 02-UM	●		○	11	11.4	3.97	0.2	4.40
	DCET 11 T3 04-UM	●		○	11	11.2	3.97	0.4	4.40
	DCGT 07 02 01-UM	●		○	07	7.7	2.38	0.1	2.80
	DCGT 07 02 02-UM	●		○	07	7.6	2.38	0.2	2.80
	DCGT 07 02 04-UM	●		○	07	7.4	2.38	0.4	2.80
	DCGT 07 02 08-UM	●		○	07	7.0	2.38	0.8	2.80
	DCGT 11 T3 01-UM	●		○	11	11.5	3.97	0.1	4.40

● = First choice ○ = Good choice



CoroTurn® 107 insert for turning

D-style insert (Rhombic 55°)



Metric (mm)

		S			M				
		1205	1210	1205	SSC	LE [mm]	S [mm]	RE [mm]	D1 [mm]
Medium UM	DCGT 11 T3 02-UM	●			11	11.4	3.97	0.2	4.40
	DCGT 11 T3 04-UM	●			11	11.2	3.97	0.4	4.40
	DCGT 11 T3 08-UM	●			11	10.8	3.97	0.8	4.40

● = First choice ○ = Good choice

Imperial (inch)

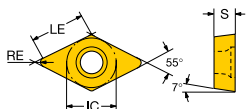

		S			M				
		1205	1210	1205	SSC	LE [inch]	S [inch]	RE [inch]	D1 [inch]
Finishing MF	DCMT 2(1.5)0-MF	●			1/4	0.297	0.094	0.008	0.110
	DCMT 2(1.5)1-MF	●			1/4	0.289	0.094	0.016	0.110
	DCMT 3(2.5)0-MF	●			3/8	0.450	0.156	0.008	0.173
	DCMT 3(2.5)1-MF	●			3/8	0.442	0.156	0.016	0.173
	DCMT 3(2.5)2-MF	●			3/8	0.426	0.156	0.031	0.173

● = First choice ○ = Good choice



CoroTurn® 107 insert for turning

D-style insert (Rhombic 55°)



Imperial (inch)

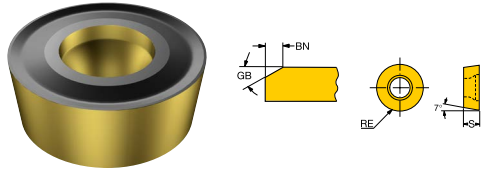
		S		M						
Ordering code ANSI		1205	1210	1205	SSC	LE [inch]	S [inch]	RE [inch]	D1 [inch]	
Medium	AL	DCGX 2(1.5)0-AL	●	○	1/4	0.297	0.094	0.008	0.110	
		DCGX 2(1.5)1-AL	●	○	1/4	0.289	0.094	0.016	0.110	
		DCGX 3(2.5)0-AL	●	○	3/8	0.450	0.156	0.008	0.173	
		DCGX 3(2.5)1-AL	●	○	3/8	0.442	0.156	0.016	0.173	
		DCGX 3(2.5)2-AL	●	○	3/8	0.426	0.156	0.031	0.173	
		DCMT 2(1.5)1-MM	●			1/4	0.289	0.094	0.016	0.110
	MM	DCMT 2(1.5)2-MM	●			1/4	0.274	0.094	0.031	0.110
		DCMT 3(2.5)1-MM	●			3/8	0.442	0.156	0.016	0.173
		DCMT 3(2.5)2-MM	●			3/8	0.426	0.156	0.031	0.173
	SMC	DCMT 3(2.5)1-SMC		●		3/8	0.442	0.156	0.016	0.173
		DCMT 3(2.5)2-SMC		●		3/8	0.426	0.156	0.031	0.173
		DCMT 3(2.5)3-SMC		●		3/8	0.411	0.156	0.047	0.173
UM	DCET 2(1.5)00-UM	●	○	1/4	0.303	0.094	0.002	0.110		
	DCET 2(1.5)03-UM	●	○	1/4	0.301	0.094	0.004	0.110		
	DCET 3(2.5)0-UM	●	○	3/8	0.450	0.156	0.008	0.173		
	DCET 3(2.5)03-UM	●	○	3/8	0.454	0.156	0.004	0.173		
	DCET 3(2.5)1-UM	●	○	3/8	0.442	0.156	0.016	0.173		
	DCGT 2(1.5)0-UM	●	○	1/4	0.297	0.094	0.008	0.110		
	DCGT 2(1.5)03-UM	●	○	1/4	0.301	0.094	0.004	0.110		
	DCGT 2(1.5)1-UM	●	○	1/4	0.289	0.094	0.016	0.110		
	DCGT 2(1.5)2-UM	●	○	1/4	0.274	0.094	0.031	0.110		
	DCGT 3(2.5)0-UM	●			3/8	0.450	0.156	0.008	0.173	
Medium UM	DCGT 3(2.5)03-UM	●	○	3/8	0.454	0.156	0.004	0.173		
	DCGT 3(2.5)1-UM	●			3/8	0.442	0.156	0.016	0.173	
	DCGT 3(2.5)2-UM	●			3/8	0.426	0.156	0.031	0.173	

● = First choice ○ = Good choice



CoroTurn® 107 insert for turning

R-style insert (Round)



Metric (mm)

		Material					SSC	S [mm]	RE [mm]	GB [deg]	BN [mm]	D1 [mm]
		P	S	K	M							
Ordering code		4415	1205	1210	4415	1205						
Medium MO	RCMT 19 06 00	●			●		19	6.35	9.5	15.0	0.15	6.50
	RCMT 05 02 M0		●	○		○	05	2.38	2.5		0.10	2.50
	RCMT 06 02 M0		●			○	06	2.38	3.0		0.10	2.80
	RCMT 20 06 M0	●			●		20	6.35	10.0	15.0	0.15	6.35
	RCMT 25 07 M0	●			●		25	7.94	12.5	15.0	0.20	7.60

● = First choice ○ = Good choice

Imperial (inch)

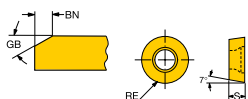

		Material					SSC	S [inch]	RE [inch]	GB [deg]	BN [inch]	D1 [inch]
		P	S	K	M							
Ordering code ANSI		4415	1205	1210	4415	1205						
Medium MO	RCMT 64	●			●		3/4	0.250	0.375	15.0	0.006	0.256
	RCMT 05 02 M0		●	○		○	.197	0.094	0.098		0.004	0.098
	RCMT 06 02 M0		●			○	.236	0.094	0.118		0.004	0.110
	RCMT 20 06 M0	●			●		.787	0.250	0.394	15.0	0.006	0.250
	RCMT 25 07 M0	●			●		.984	0.313	0.492	15.0	0.008	0.299

● = First choice ○ = Good choice



CoroTurn® 107 insert for turning

R-style insert (Round)



Metric (mm)

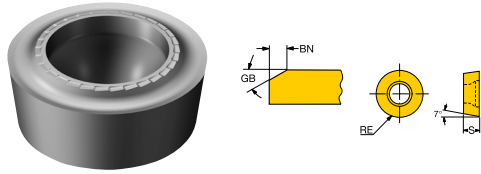
		S			M					
Ordering code		1205	1210	1205	SSC	S [mm]	RE [mm]	BN [mm]	D1 [mm]	
AL	RCGX 10 T3 M0-AL	●	○		10	3.97	5.0		4.40	
	RCGX 12 04 M0-AL	●	○		12	4.76	6.0		4.40	
Medium SM	RCMT 06 03 00-SM		●		06	3.17	3.2		2.80	
	RCMT 08 03 M0-SM	●	○		08	3.17	4.0		3.40	
	RCMT 09 T3 00-SM		●		09	3.97	4.8	0.10	4.00	
	RCMT 10 T3 M0-SM	●	○		10	3.97	5.0	0.10	4.40	
	RCMT 12 04 00-SM	●	○		12	4.76	6.3	0.10	4.40	
	RCMT 12 04 M0-SM	●	○		12	4.76	6.0	0.10	4.40	
	RCMT 16 06 M0-SM	●	○		16	6.35	8.0	0.10	5.50	

● = First choice ○ = Good choice



CoroTurn® 107 insert for turning

R-style insert (Round)



Imperial (inch)

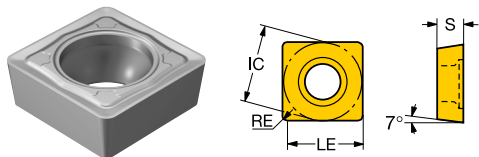
		S		M					
Ordering code ANSI		1205	1210	1205	SSC	S [inch]	RE [inch]	BN [inch]	D1 [inch]
AL	RCGX 10 T3 M0-AL	●	○		.394	0.156	0.197		0.173
	RCGX 12 04 M0-AL	●	○		.472	0.188	0.236		0.173
Medium	RCMT 08 03 M0-SM	●	○		.315	0.125	0.157		0.134
	RCMT 10 T3 M0-SM	●	○		.394	0.156	0.197	0.004	0.173
	RCMT 12 04 M0-SM	●	○		.472	0.188	0.236	0.004	0.173
	RCMT 16 06 M0-SM	●	○		.630	0.250	0.315	0.004	0.217
	RCMT 22-SM		●		1/4	0.125	0.125		0.110
	RCMT 3(2.5)-SM		●		3/8	0.156	0.188	0.004	0.157
	RCMT 43-SM	●	○		1/2	0.188	0.250	0.004	0.173

● = First choice ○ = Good choice



CoroTurn® 107 insert for turning

S-style insert (Square)



Metric (mm)

		S						
Ordering code		1205	1210	SSC	LE [mm]	S [mm]	RE [mm]	D1 [mm]
Medium	MM	SCMT 09 T3 04-MM	●	09	9.1	3.97	0.4	4.40
		SCMT 09 T3 08-MM	●	09	8.7	3.97	0.8	4.40
	SMC	SCMT 09 T3 04-SMC	●	09	9.1	3.97	0.4	4.40
		SCMT 09 T3 08-SMC	●	09	8.7	3.97	0.8	4.40

● = First choice ○ = Good choice

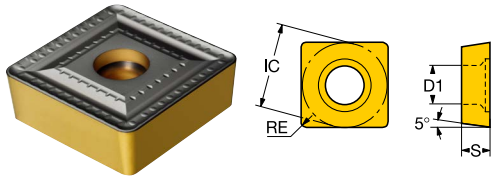
Imperial (inch)

		S						
Ordering code ANSI		1205	1210	SSC	LE [inch]	S [inch]	RE [inch]	D1 [inch]
Medium	MM	SCMT 3(2.5)1-MM	●	3/8	0.359	0.156	0.016	0.173
		SCMT 3(2.5)2-MM	●	3/8	0.344	0.156	0.031	0.173
	SMC	SCMT 3(2.5)1-SMC	●	3/8	0.359	0.156	0.016	0.173
		SCMT 3(2.5)2-SMC	●	3/8	0.344	0.156	0.031	0.173

● = First choice ○ = Good choice

CoroTurn® 107 insert for turning

S-style insert (Square)



Metric (mm)

		P	K					
Ordering code		4415	4415	SSC	LE [mm]	S [mm]	RE [mm]	D1 [mm]
XH	SBMT 38 12 32-XH	●	●	38	34.9	12.70	3.2	9.00

● = First choice ○ = Good choice

Imperial (inch)

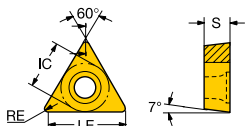

		P	K					
Ordering code ANSI		4415	4415	SSC	LE [inch]	S [inch]	RE [inch]	D1 [inch]
XH	SBMT 38 12 32-XH	●	●	1 1/2	1.374	0.500	0.125	0.354

● = First choice ○ = Good choice



CoroTurn® 107 insert for turning

T-style insert (Triangular)



Metric (mm)

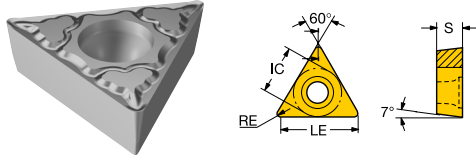
		S	M					
	Ordering code	1205	1205	SSC	LE	S	RE	D1
					[mm]	[mm]	[mm]	[mm]
Finishing	L	●	○	05	5.6	1.40	0.0	2.25
		●	○	05	5.5	1.40	0.1	2.25
		●	○	05	5.5	1.40	0.1	2.25
		●	○	06	6.5	1.98	0.1	2.20
		●	○	06	6.4	1.98	0.2	2.20
		●	○	09	9.2	2.38	0.2	2.50
	MF	●	○	11	10.6	3.17	0.1	2.80
		●		06	6.4	1.98	0.2	2.20
		●		06	6.2	1.98	0.4	2.20
		●		06	5.8	1.98	0.8	2.20
		●		09	9.2	2.38	0.2	2.50
		●		09	9.0	2.38	0.4	2.50
		●		11	10.5	3.17	0.2	2.80
		●		11	10.3	3.17	0.4	2.80
Medium	MM	●		09	9.0	2.38	0.4	2.50
		●		09	8.6	2.38	0.8	2.50
		●		11	10.3	3.17	0.4	2.80
		●		11	9.9	3.17	0.8	2.80
	UM	●		16	16.1	3.97	0.4	4.40
		●		16	15.7	3.97	0.8	4.40
		●		16	16.1	3.97	0.4	4.40
		●		16	15.7	3.97	0.8	4.40

● = First choice ○ = Good choice



CoroTurn® 107 insert for turning

T-style insert (Triangular)



Imperial (inch)

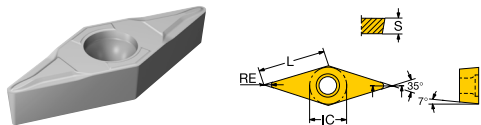
		S	M						
Ordering code ANSI		1205	1205	SSC	LE [inch]	S [inch]	RE [inch]	D1 [inch]	
Finishing	TCEX 1(1)00L-F	●	○	1/8	0.219	0.055	0.001	0.089	
	TCEX 1(1)03L-F	●	○	1/8	0.215	0.055	0.004	0.089	
	TCEX 1(1)03R-F	●	○	1/8	0.215	0.055	0.004	0.089	
	LC	TCEX 1.2(1.2)03L-F	●	○	5/32	0.257	0.078	0.004	0.087
	TCEX 1.2(1.2)0L-F	●	○	5/32	0.253	0.078	0.008	0.087	
	TCEX 1.8(1.5)0L-F	●	○	7/32	0.361	0.094	0.008	0.098	
	TCEX 22(03)L-F	●	○	1/4	0.419	0.125	0.004	0.110	
	MF	TCMT 1.2(1.2)0-MF	●		5/32	0.253	0.078	0.008	0.087
	TCMT 1.2(1.2)1-MF	●		5/32	0.245	0.078	0.016	0.087	
	TCMT 1.2(1.2)2-MF	●		5/32	0.229	0.078	0.031	0.087	
	TCMT 1.8(1.5)0-MF	●		7/32	0.361	0.094	0.008	0.098	
	TCMT 1.8(1.5)1-MF	●		7/32	0.353	0.094	0.016	0.098	
	TCMT 220-MF	●		1/4	0.415	0.125	0.008	0.110	
	TCMT 221-MF	●		1/4	0.407	0.125	0.016	0.110	
Medium	MM	TCMT 1.8(1.5)1-MM	●		7/32	0.353	0.094	0.016	0.098
	TCMT 1.8(1.5)2-MM	●		7/32	0.337	0.094	0.031	0.098	
	TCMT 221-MM	●		1/4	0.407	0.125	0.016	0.110	
	TCMT 222-MM	●		1/4	0.391	0.125	0.031	0.110	
	TCMT 3(2.5)1-MM	●		3/8	0.634	0.156	0.016	0.173	
	TCMT 3(2.5)2-MM	●		3/8	0.618	0.156	0.031	0.173	
	UM	TCGT 3(2.5)1-UM	●		3/8	0.634	0.156	0.016	0.173
TCGT 3(2.5)2-UM	●		3/8	0.618	0.156	0.031	0.173		

● = First choice ○ = Good choice



CoroTurn® 107 insert for turning

V-style insert (Rhombic 35°)



Metric (mm)

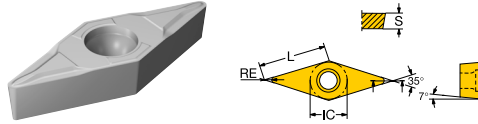
		S			M					
Ordering code		1205	1210	1205	SSC	LE [mm]	S [mm]	RE [mm]	D1 [mm]	
Finishing	F	VCEX 11 03 00L-F	●			11	11.1	3.17	0.0	2.80
		VCEX 11 03 00R-F	●			11	11.1	3.17	0.0	2.80
		VCEX 11 03 01L-F	●			11	11.0	3.17	0.1	2.80
		VCEX 11 03 01R-F	●			11	11.0	3.17	0.1	2.80
	MF	VBMT 11 03 02-MF	●			11	10.9	3.17	0.2	2.80
		VBMT 11 03 04-MF	●			11	10.7	3.17	0.4	2.80
		VBMT 11 03 08-MF	●			11	10.3	3.17	0.8	2.80
		VBMT 16 04 02-MF	●			16	16.4	4.76	0.2	4.40
Medium	AL	VCGX 11 03 04-AL	●		○	11	10.7	3.17	0.4	2.80
		VCGX 16 04 04-AL	●		○	16	16.2	4.76	0.4	4.40
		VCGX 16 04 08-AL	●		○	16	15.8	4.76	0.8	4.40
	MM	VBMT 16 04 04-MM	●			16	16.2	4.76	0.4	4.40
		VBMT 16 04 08-MM	●			16	15.8	4.76	0.8	4.40
	SMC	VBMT 16 04 04-SMC	●			16	16.2	4.76	0.4	4.40
		VBMT 16 04 08-SMC	●			16	15.8	4.76	0.8	4.40
		VBMT 16 04 12-SMC	●			16	15.4	4.76	1.2	4.40
	UM	VBGT 16 04 01-UM	●		○	16	16.5	4.76	0.1	4.40
		VBGT 16 04 02-UM	●		○	16	16.4	4.76	0.2	4.40
VBGT 16 04 04-UM		●		○	16	16.2	4.76	0.4	4.40	
VBGT 16 04 08-UM		●		○	16	15.8	4.76	0.8	4.40	
VCET 11 03 01-UM		●		○	11	11.0	3.17	0.1	2.80	
VCET 11 03 02-UM		●		○	11	10.9	3.17	0.2	2.80	

● = First choice ○ = Good choice



CoroTurn® 107 insert for turning

V-style insert (Rhombic 35°)



Imperial (inch)

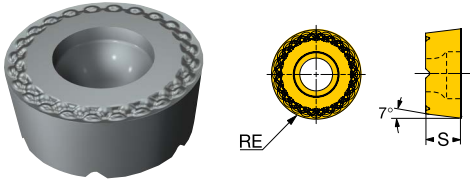
		S		M					
Ordering code ANSI		1205	1210	1205	SSC	LE [inch]	S [inch]	RE [inch]	D1 [inch]
Finishing	F	VCEX 22(00)L-F	●		1/4	0.436	0.125	0.001	0.110
		VCEX 22(00)R-F	●		1/4	0.436	0.125	0.001	0.110
		VCEX 22(03)L-F	●		1/4	0.432	0.125	0.004	0.110
		VCEX 22(03)R-F	●		1/4	0.432	0.125	0.004	0.110
	MF	VBMT 220-MF	●		1/4	0.428	0.125	0.008	0.110
		VBMT 221-MF	●		1/4	0.420	0.125	0.016	0.110
		VBMT 222-MF	●		1/4	0.404	0.125	0.031	0.110
		VBMT 330-MF	●		3/8	0.646	0.188	0.008	0.173
		VBMT 331-MF	●		3/8	0.638	0.188	0.016	0.173
		VBMT 332-MF	●		3/8	0.622	0.188	0.031	0.173
Medium	AL	VCGX 221-AL	●	○	1/4	0.420	0.125	0.016	0.110
		VCGX 331-AL	●	○	3/8	0.638	0.188	0.016	0.173
		VCGX 332-AL	●	○	3/8	0.622	0.188	0.031	0.173
	MM	VBMT 331-MM	●		3/8	0.638	0.188	0.016	0.173
		VBMT 332-MM	●		3/8	0.622	0.188	0.031	0.173
	SMC	VBMT 331-SMC		●	3/8	0.638	0.188	0.016	0.173
		VBMT 332-SMC		●	3/8	0.622	0.188	0.031	0.173
		VBMT 333-SMC		●	3/8	0.607	0.188	0.047	0.173
	UM	VBGT 330-UM	●	○	3/8	0.646	0.188	0.008	0.173
		VBGT 3303-UM	●	○	3/8	0.650	0.188	0.004	0.173
VBGT 331-UM		●	○	3/8	0.638	0.188	0.016	0.173	
VBGT 332-UM		●	○	3/8	0.622	0.188	0.031	0.173	
VCET 22(03)-UM		●	○	1/4	0.432	0.125	0.004	0.110	
VCET 220-UM		●	○	1/4	0.428	0.125	0.008	0.110	

● = First choice ○ = Good choice



CoroTurn® 107 insert with rail for turning

R-style insert (Round)



Metric (mm)

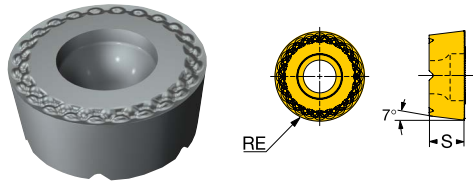
		P S M					
Ordering code		1205	1205	1205	SSC	S [mm]	RE [mm]
Finishing L3	RCMT 08 03 MP-L3	●	○	○	08	3.17	4.0
	RCMT 10 T3 MP-L3	●	○	○	10	3.97	5.0
	RCMT 12 04 MP-L3	●	○	○	12	4.76	6.0
	RCMT 16 06 MP-L3	●	○	○	16	6.35	8.0
Medium M3	RCMT 08 03 MP-M3	●	○	○	08	3.17	4.0
	RCMT 10 T3 MP-M3	●	○	○	10	3.97	5.0
	RCMT 12 04 MP-M3	●	○	○	12	4.76	6.0
	RCMT 16 06 MP-M3	●	○	○	16	6.35	8.0
Roughing H7	RCMT 08 03 MP-H7	●	○	○	08	3.17	4.0
	RCMT 10 T3 MP-H7	●	○	○	10	3.97	5.0
	RCMT 12 04 MP-H7	●	○	○	12	4.76	6.0
	RCMT 16 06 MP-H7	○	●	○	16	6.35	8.0

● = First choice ○ = Good choice



CoroTurn[®] 107 insert with rail for turning

R-style insert (Round)



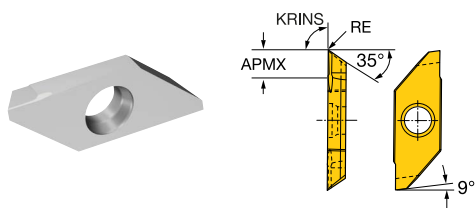
Imperial (inch)

			P	S	M			
		Ordering code ANSI	1205	1205	1205	SSC	S [inch]	RE [inch]
Finishing	L3	RCMT 08 03 MP-L3	●	○		.315	0.125	0.157
		RCMT 10 T3 MP-L3	●	○		.394	0.156	0.197
		RCMT 12 04 MP-L3	●	○		.472	0.188	0.236
		RCMT 16 06 MP-L3	●	○		.630	0.250	0.315
Medium	M3	RCMT 08 03 MP-M3	●	○		.315	0.125	0.157
		RCMT 10 T3 MP-M3	●	○		.394	0.156	0.197
		RCMT 12 04 MP-M3	●	○		.472	0.188	0.236
		RCMT 16 06 MP-M3	●	○		.630	0.250	0.315
Roughing	H7	RCMT 08 03 MP-H7	●	○		.315	0.125	0.157
		RCMT 10 T3 MP-H7	●	○		.394	0.156	0.197
		RCMT 12 04 MP-H7	●	○		.472	0.188	0.236
		RCMT 16 06 MP-H7	○	●		.630	0.250	0.315

● = First choice ○ = Good choice



CoroCut® XS insert for turning

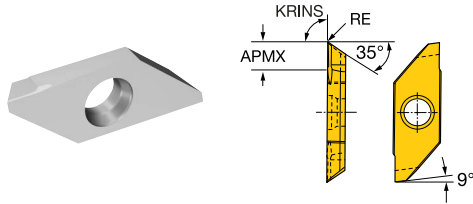


Metric (mm)

			SSC	S [mm]	RE [mm]	APMX [mm]	KRINS [deg]	
	S	M						
Ordering code	1205	1205						
MABL 3 003	●	○	3	3.17	0.0	4.0	59.00	
MABL 3 005	●	○	3	3.17	0.1	4.0	59.00	
MABL 3 010	●	○	3	3.17	0.1	4.0	59.00	
MABL 3 020	●	○	3	3.17	0.2	4.0	59.00	
MABR 3 003	●	○	3	3.17	0.0	4.0	59.00	
MABR 3 005	●	○	3	3.17	0.1	4.0	59.00	
MABR 3 010	●	○	3	3.17	0.1	4.0	59.00	
MABR 3 020	●	○	3	3.17	0.2	4.0	59.00	
Finishing	MAFL 3 003	●	○	3	3.17	0.0	4.0	90.00
	MAFL 3 005	●	○	3	3.17	0.1	4.0	90.00
	MAFL 3 010	●	○	3	3.17	0.1	4.0	90.00
	MAFL 3 020	●	○	3	3.17	0.2	4.0	90.00
	MAFR 3 003	●	○	3	3.17	0.0	4.0	90.00
	MAFR 3 005	●	○	3	3.17	0.1	4.0	90.00
	MAFR 3 010	●	○	3	3.17	0.1	4.0	90.00
	MAFR 3 020	●	○	3	3.17	0.2	4.0	90.00

● = First choice ○ = Good choice

CoroCut® XS insert for turning



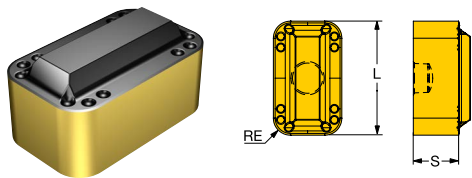
Imperial (inch)

	S M		SSC	S [inch]	RE [inch]	APMX [inch]	KRINS [deg]	
	1205	1205						
MABL 3 003	●	○	3	0.125	0.001	0.157	59.000	
MABL 3 005	●	○	3	0.125	0.002	0.157	59.000	
MABL 3 010	●	○	3	0.125	0.004	0.157	59.000	
MABL 3 020	●	○	3	0.125	0.008	0.157	59.000	
MABR 3 003	●	○	3	0.125	0.001	0.157	59.000	
MABR 3 005	●	○	3	0.125	0.002	0.157	59.000	
MABR 3 010	●	○	3	0.125	0.004	0.157	59.000	
MABR 3 020	●	○	3	0.125	0.008	0.157	59.000	
Finishing	MAFL 3 003	●	○	3	0.125	0.001	0.157	90.000
	MAFL 3 005	●	○	3	0.125	0.002	0.157	90.000
	MAFL 3 010	●	○	3	0.125	0.004	0.157	90.000
	MAFL 3 020	●	○	3	0.125	0.008	0.157	90.000
	MAFR 3 003	●	○	3	0.125	0.001	0.157	90.000
	MAFR 3 005	●	○	3	0.125	0.002	0.157	90.000
	MAFR 3 010	●	○	3	0.125	0.004	0.157	90.000
	MAFR 3 020	●	○	3	0.125	0.008	0.157	90.000

● = First choice ○ = Good choice



Insert for railway wheel re-turning



Metric (mm)

		P						
Ordering code		4415	SSC	LE [mm]	S [mm]	RE [mm]	D1 [mm]	W1 [mm]
PF	LNUX 19 19 40-PF	●	19	15.1	19.05	4.0	6.35	10.0
	LNUX 19 19 40-PM	●	19	15.1	19.05	4.0	6.35	10.0
PR	LNUX 30 19 40-PR	●	30	26.0	19.05	4.0	6.35	12.0
	LNUX 32 12 48-PR	●	32		12.70	4.8	7.92	19.0

● = First choice ○ = Good choice

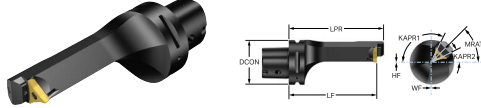
Imperial (inch)

		P						
Ordering code		4415	SSC	LE [inch]	S [inch]	RE [inch]	D1 [inch]	W1 [inch]
PF	LNUX 19 19 40-PF	●	19	0.593	0.750	0.157	0.250	0.4
	LNUX 19 19 40-PM	●	19	0.593	0.750	0.157	0.250	0.4
PR	LNUX 30 19 40-PR	●	30	1.024	0.750	0.157	0.250	0.5
	LNUX 32 12 48-PR	●	32		0.500	0.187	0.312	0.8

● = First choice ○ = Good choice

CoroTurn® Prime for Y-axis turning

Screw clamp design



Metric (mm)

RMPX [deg]	PSIR [deg]	LPR [mm]	BAMS [deg]
12.00	-27.50	134.6	0.00

Ordering code	SSC	DCON _{MS} [mm]	LF [mm]	WF [mm]	HF [mm]	KAPR ₁ [deg]	KAPR ₂ [deg]	LU [mm]	OHX [mm]	CNSC	CP [bar]	TQ [Nm]	MIID
C6-CP-A00125-11CY	CP-A	63.00	125.00	0.00	0.0	117.5	27.5	75.00	125.0	3	150	4.0	CP-A1108

Imperial (inch)

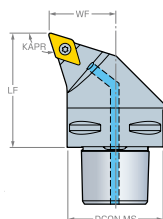
RMPX [deg]	PSIR [deg]	LPR [inch]	BAMS [deg]
12.00	-27.500	5.299	0.000

Ordering code	SSC	DCON _{MS} [inch]	LF [inch]	WF [inch]	HF [inch]	KAPR ₁ [deg]	KAPR ₂ [deg]	LU [inch]	OHX [inch]	CNSC	CP [lbf/in2]	TQ [ft]	MIID
C6-CP-A00125-11CY	CP-A	2.480	4.921	0.000	0.000	117.5	27.5	2.953	4.921	3	2176	3.0	CP-A1108



CoroTurn® TR cutting unit for turning

Screw clamp design



Metric (mm)

BAMS
[deg]
0.00

	Ordering code	SSC	DMIN ₂ [mm]	DCON _{MS} [mm]	LF [mm]	WF [mm]	HF [mm]	OHX [mm]	CNSC	CP [bar]	TQ [Nm]	MIID
	NEW C4-TR-D13HCL-27050	13..FWX	140.0	40.00	50.00	27.00	0.0	50.0	3	40	4.0	TR-DC1304..FWX
	NEW C4-TR-D13HCR-27050	13..FWX	140.0	40.00	50.00	27.00	0.0	50.0	3	40	4.0	TR-DC1304..FWX
	NEW C5-TR-D13HCL-35060	13..FWX	140.0	50.00	60.00	35.00	0.0	60.0	3	40	4.0	TR-DC1304..FWX
	NEW C5-TR-D13HCR-35060	13..FWX	140.0	50.00	60.00	35.00	0.0	60.0	3	40	4.0	TR-DC1304..FWX
	NEW C6-TR-D13HCL-45065	13..FWX	140.0	63.00	65.00	45.00	0.0	65.0	3	40	4.0	TR-DC1304..FWX
	NEW C6-TR-D13HCR-45065	13..FWX	140.0	63.00	65.00	45.00	0.0	65.0	3	40	4.0	TR-DC1304..FWX

R = Right hand, L = Left hand

Imperial (inch)

BAMS
[deg]
0.000

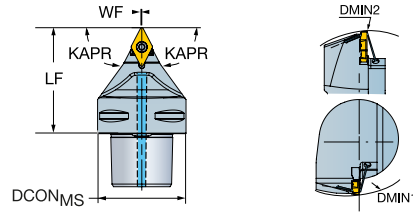
	Ordering code	SSC	DMIN ₂ [inch]	DCON _{MS} [inch]	LF [inch]	WF [inch]	HF [inch]	OHX [inch]	CNSC	CP [lbf/in2]	TQ [ft]	MIID
	NEW C4-TR-D13HCL-27050	13..FWX	5.51	1.575	1.969	1.063	0.000	1.969	3	580	3.0	TR-DC1304..FWX
	NEW C4-TR-D13HCR-27050	13..FWX	5.51	1.575	1.969	1.063	0.000	1.969	3	580	3.0	TR-DC1304..FWX
	NEW C5-TR-D13HCL-35060	13..FWX	5.51	1.969	2.362	1.378	0.000	2.362	3	580	3.0	TR-DC1304..FWX
	NEW C5-TR-D13HCR-35060	13..FWX	5.51	1.969	2.362	1.378	0.000	2.362	3	580	3.0	TR-DC1304..FWX
	NEW C6-TR-D13HCL-45065	13..FWX	5.51	2.480	2.559	1.772	0.000	2.559	3	580	3.0	TR-DC1304..FWX
	NEW C6-TR-D13HCR-45065	13..FWX	5.51	2.480	2.559	1.772	0.000	2.559	3	580	3.0	TR-DC1304..FWX

R = Right hand, L = Left hand



CoroTurn® TR cutting unit for turning

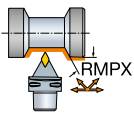
Screw clamp design



Metric (mm)

RMPX [deg]	PSIR [deg]	BAMS [deg]
57.00	27.50	0.00

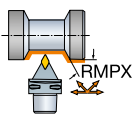
Ordering code	SSC	DMIN ₂ [mm]	DCON _{MS} [mm]	LF [mm]	WF [mm]	HF [mm]	KAPR ₁ [deg]	KAPR ₂ [deg]	OHX [mm]	CNSC	CP [bar]	TQ [Nm]	MIID
C4-TR-D13NCN-00050C1	13	140.0	40.00	50.00	0.50	0.0	62.5	62.5	50.0	3	150	3.0	TR-DC1308
C5-TR-D13NCN-00060C1	13	165.0	50.00	60.00	0.50	0.0	62.5	62.5	60.0	3	150	3.0	TR-DC1308
C6-TR-D13NCN-00065C1	13	190.0	63.00	65.00	0.50	0.0	62.5	62.5	65.0	3	150	3.0	TR-DC1308



Imperial (inch)

RMPX [deg]	PSIR [deg]	BAMS [deg]
57.00	27.500	0.000

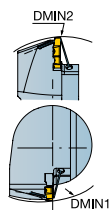
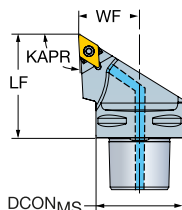
Ordering code	SSC	DMIN ₂ [inch]	DCON _{MS} [inch]	LF [inch]	WF [inch]	HF [inch]	KAPR ₁ [deg]	KAPR ₂ [deg]	OHX [inch]	CNSC	CP [lbf/in ²]	TQ [ft]	MIID
C4-TR-D13NCN-00050C1	13	5.51	1.575	1.969	0.020	0.000	62.5	62.5	1.969	3	2176	2.2	TR-DC1308
C5-TR-D13NCN-00060C1	13	6.50	1.969	2.362	0.020	0.000	62.5	62.5	2.362	3	2176	2.2	TR-DC1308
C6-TR-D13NCN-00065C1	13	7.48	2.480	2.559	0.020	0.000	62.5	62.5	2.559	3	2176	2.2	TR-DC1308





CoroTurn® TR cutting unit for turning

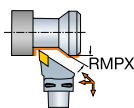
Screw clamp design



RMPX [deg]	PSIR [deg]	BAMS [deg]
27.00	-3.00	0.00

Metric (mm)

Ordering code	SSC	DMIN ₁ [mm]	DMIN ₂ [mm]	DCON _{MS} [mm]	LF [mm]	WF [mm]	HF [mm]	KAPR ₁ [deg]	OHX [mm]	CNSC	CP [bar]	TQ [Nm]	MIID
C4-TR-D13JCL-27050C1	13	130.0	140.0	40.00	50.00	27.00	0.0	93.0	50.0	3	150	3.0	TR-DC1308
C4-TR-D13JCR-27050C1	13	130.0	140.0	40.00	50.00	27.00	0.0	93.0	50.0	3	150	3.0	TR-DC1308
C5-TR-D13JCL-35060C1	13	130.0	165.0	50.00	60.00	35.00	0.0	93.0	60.0	3	150	3.0	TR-DC1308
C5-TR-D13JCR-35060C1	13	130.0	165.0	50.00	60.00	35.00	0.0	93.0	60.0	3	150	3.0	TR-DC1308
C6-TR-D13JCL-45065C1	13	130.0	190.0	63.00	65.00	45.00	0.0	93.0	65.0	3	150	3.0	TR-DC1308
C6-TR-D13JCR-45065C1	13	130.0	190.0	63.00	65.00	45.00	0.0	93.0	65.0	3	150	3.0	TR-DC1308
C8-TR-D13JCL-55080C1	13	145.0	250.0	80.00	80.00	55.00	0.0	93.0	80.0	3	150	3.0	TR-DC1308
C8-TR-D13JCR-55080C1	13	145.0	250.0	80.00	80.00	55.00	0.0	93.0	80.0	3	150	3.0	TR-DC1308

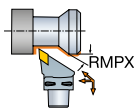


R = Right hand, L = Left hand

RMPX [deg]	PSIR [deg]	BAMS [deg]
27.00	-3.000	0.000

Imperial (inch)

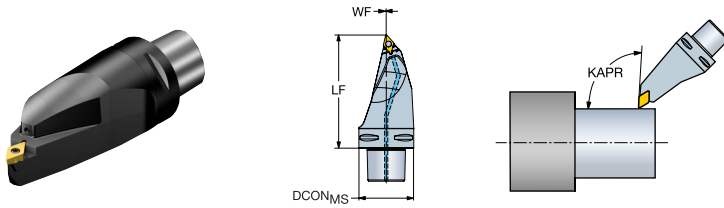
Ordering code	SSC	DMIN ₁ [inch]	DMIN ₂ [inch]	DCON _{MS} [inch]	LF [inch]	WF [inch]	HF [inch]	KAPR ₁ [deg]	OHX [inch]	CNSC	CP [lbf/in2]	TQ [ft]	MIID
C4-TR-D13JCL-27050C1	13	5.12	5.51	1.575	1.969	1.063	0.000	93.0	1.969	3	2176	2.2	TR-DC1308
C4-TR-D13JCR-27050C1	13	5.12	5.51	1.575	1.969	1.063	0.000	93.0	1.969	3	2176	2.2	TR-DC1308
C5-TR-D13JCL-35060C1	13	5.12	6.50	1.969	2.362	1.378	0.000	93.0	2.362	3	2176	2.2	TR-DC1308
C5-TR-D13JCR-35060C1	13	5.12	6.50	1.969	2.362	1.378	0.000	93.0	2.362	3	2176	2.2	TR-DC1308
C6-TR-D13JCL-45065C1	13	5.12	7.48	2.480	2.559	1.772	0.000	93.0	2.559	3	2176	2.2	TR-DC1308
C6-TR-D13JCR-45065C1	13	5.12	7.48	2.480	2.559	1.772	0.000	93.0	2.559	3	2176	2.2	TR-DC1308
C8-TR-D13JCL-55080C1	13	5.71	9.84	3.150	3.150	2.165	0.000	93.0	3.150	3	2176	2.2	TR-DC1308
C8-TR-D13JCR-55080C1	13	5.71	9.84	3.150	3.150	2.165	0.000	93.0	3.150	3	2176	2.2	TR-DC1308



R = Right hand, L = Left hand

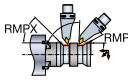
CoroTurn® TR cutting unit for turning

Screw clamp design



RMPX [deg]	PSIR [deg]	BAMS [deg]
30.00	-3.00	45.00

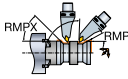
Metric (mm)

Ordering code	SSC	DCON _{MS} [mm]	LF [mm]	WF [mm]	HF [mm]	KAPR ₁ [deg]	KAPR ₂ [deg]	OHX [mm]	CNSC	CP [bar]	TQ [Nm]	MIID
 C5-TR-D13MCL-00115C1	13	50.00	115.00	0.00	0.0	93.0	32.0	115.0	3	150	3.0	TR-DC1308
C6-TR-D13MCL-00130C1	13	63.00	130.00	0.00	0.0	93.0	32.0	130.0	3	150	3.0	TR-DC1308
C8-TR-D13MCL-00160C1	13	80.00	160.00	0.00	0.0	93.0	32.0	160.0	3	150	3.0	TR-DC1308

R = Right hand. L = Left hand

RMPX [deg]	PSIR [deg]	BAMS [deg]
30.00	-3.000	45.000

Imperial (inch)

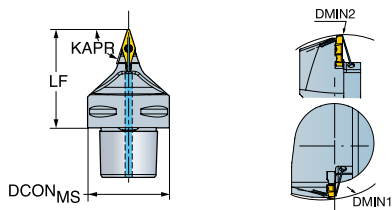
Ordering code	SSC	DCON _{MS} [inch]	LF [inch]	WF [inch]	HF [inch]	KAPR ₁ [deg]	KAPR ₂ [deg]	OHX [inch]	CNSC	CP [lbf/in2]	TQ [ft]	MIID
 C5-TR-D13MCL-00115C1	13	1.969	4.528	0.000	0.000	93.0	32.0	4.528	3	2176	2.2	TR-DC1308
C6-TR-D13MCL-00130C1	13	2.480	5.118	0.000	0.000	93.0	32.0	5.118	3	2176	2.2	TR-DC1308
C8-TR-D13MCL-00160C1	13	3.150	6.299	0.000	0.000	93.0	32.0	6.299	3	2176	2.2	TR-DC1308

R = Right hand. L = Left hand



CoroTurn® TR cutting unit for turning

Screw clamp design



RMPX [deg]	PSIR [deg]	BAMS [deg]
70.00	17.50	0.00

Metric (mm)

Ordering code	SSC	DMIN ₂ [mm]	DCON _{MS} [mm]	LF [mm]	WF [mm]	HF [mm]	KAPR ₁ [deg]	KAPR ₂ [deg]	OHX [mm]	CNSC	CP [bar]	TQ [Nm]	MIID
C4-TR-V13VBN-00050C1	13	140.0	40.00	50.00	0.50	0.0	72.5	72.5	50.0	3	150	2.0	TR-VB1308
C5-TR-V13VBN-00060C1	13	165.0	50.00	60.00	0.50	0.0	72.5	72.5	60.0	3	150	2.0	TR-VB1308
C6-TR-V13VBN-00065C1	13	190.0	63.00	65.00	0.50	0.0	72.5	72.5	65.0	3	150	2.0	TR-VB1308

RMPX [deg]	PSIR [deg]	BAMS [deg]
70.00	17.500	0.000

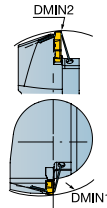
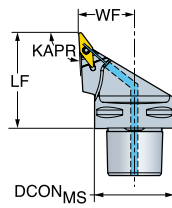
Imperial (inch)

Ordering code	SSC	DMIN ₂ [inch]	DCON _{MS} [inch]	LF [inch]	WF [inch]	HF [inch]	KAPR ₁ [deg]	KAPR ₂ [deg]	OHX [inch]	CNSC	CP [lbf/in ²]	TQ [ft]	MIID
C4-TR-V13VBN-00050C1	13	5.51	1.575	1.969	0.020	0.000	72.5	72.5	1.969	3	2176	1.5	TR-VB1308
C5-TR-V13VBN-00060C1	13	6.50	1.969	2.362	0.020	0.000	72.5	72.5	2.362	3	2176	1.5	TR-VB1308
C6-TR-V13VBN-00065C1	13	7.48	2.480	2.559	0.020	0.000	72.5	72.5	2.559	3	2176	1.5	TR-VB1308



CoroTurn® TR cutting unit for turning

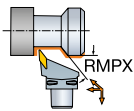
Screw clamp design



RMPX [deg]	PSIR [deg]	BAMS [deg]
50.00	-3.00	0.00

Metric (mm)

Ordering code	SSC	DMIN ₁ [mm]	DMIN ₂ [mm]	DCON _{MS} [mm]	LF [mm]	WF [mm]	HF [mm]	KAPR ₁ [deg]	OHX [mm]	CNSC	CP [bar]	TQ [Nm]	MIID
C4-TR-V13JBL-27050C1	13	130.0	140.0	40.00	50.00	27.00	0.0	93.0	50.0	3	150	2.0	TR-VB1308
C4-TR-V13JBR-27050C1	13	130.0	140.0	40.00	50.00	27.00	0.0	93.0	50.0	3	150	2.0	TR-VB1308
C5-TR-V13JBL-35060C1	13	130.0	165.0	50.00	60.00	35.00	0.0	93.0	60.0	3	150	2.0	TR-VB1308
C5-TR-V13JBR-35060C1	13	130.0	165.0	50.00	60.00	35.00	0.0	93.0	60.0	3	150	2.0	TR-VB1308
C6-TR-V13JBL-45065C1	13	130.0	190.0	63.00	65.00	45.00	0.0	93.0	65.0	3	150	2.0	TR-VB1308
C6-TR-V13JBR-45065C1	13	130.0	190.0	63.00	65.00	45.00	0.0	93.0	65.0	3	150	2.0	TR-VB1308
C8-TR-V13JBL-55080C1	13	140.0	250.0	80.00	80.00	55.00	0.0	93.0	80.0	3	150	2.0	TR-VB1308
C8-TR-V13JBR-55080C1	13	140.0	250.0	80.00	80.00	55.00	0.0	93.0	80.0	3	150	2.0	TR-VB1308

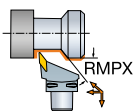


R = Right hand, L = Left hand

RMPX [deg]	PSIR [deg]	BAMS [deg]
50.00	-3.000	0.000

Imperial (inch)

Ordering code	SSC	DMIN ₁ [inch]	DMIN ₂ [inch]	DCON _{MS} [inch]	LF [inch]	WF [inch]	HF [inch]	KAPR ₁ [deg]	OHX [inch]	CNSC	CP [lbf/in ²]	TQ [ft]	MIID
C4-TR-V13JBL-27050C1	13	5.12	5.51	1.575	1.969	1.063	0.000	93.0	1.969	3	2176	1.5	TR-VB1308
C4-TR-V13JBR-27050C1	13	5.12	5.51	1.575	1.969	1.063	0.000	93.0	1.969	3	2176	1.5	TR-VB1308
C5-TR-V13JBL-35060C1	13	5.12	6.50	1.969	2.362	1.378	0.000	93.0	2.362	3	2176	1.5	TR-VB1308
C5-TR-V13JBR-35060C1	13	5.12	6.50	1.969	2.362	1.378	0.000	93.0	2.362	3	2176	1.5	TR-VB1308
C6-TR-V13JBL-45065C1	13	5.12	7.48	2.480	2.559	1.772	0.000	93.0	2.559	3	2176	1.5	TR-VB1308
C6-TR-V13JBR-45065C1	13	5.12	7.48	2.480	2.559	1.772	0.000	93.0	2.559	3	2176	1.5	TR-VB1308
C8-TR-V13JBL-55080C1	13	5.51	9.84	3.150	3.150	2.165	0.000	93.0	3.150	3	2176	1.5	TR-VB1308
C8-TR-V13JBR-55080C1	13	5.51	9.84	3.150	3.150	2.165	0.000	93.0	3.150	3	2176	1.5	TR-VB1308

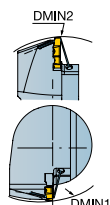
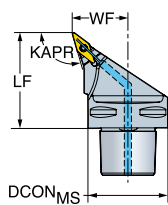


R = Right hand, L = Left hand



CoroTurn® TR cutting unit for turning

Screw clamp design



RMPX [deg]	PSIR [deg]	BAMS [deg]
35.00	-17.50	0.00

Metric (mm)

Ordering code	SSC	DMIN ₁ [mm]	DMIN ₂ [mm]	DCON _{MS} [mm]	LF [mm]	WF [mm]	HF [mm]	KAPR ₁ [deg]	OHX [mm]	CNSC	CP [bar]	TQ [Nm]	MIID
C4-TR-V13HBL-27050C1	13	110.0	140.0	40.00	50.00	27.00	0.0	107.5	50.0	3	150	2.0	TR-VB1308
C4-TR-V13HBR-27050C1	13	110.0	140.0	40.00	50.00	27.00	0.0	107.5	50.0	3	150	2.0	TR-VB1308
C5-TR-V13HBL-35060C1	13	115.0	165.0	50.00	60.00	35.00	0.0	107.5	60.0	3	150	2.0	TR-VB1308
C5-TR-V13HBR-35060C1	13	115.0	165.0	50.00	60.00	35.00	0.0	107.5	60.0	3	150	2.0	TR-VB1308
C6-TR-V13HBL-45065C1	13	120.0	190.0	63.00	65.00	45.00	0.0	107.5	65.0	3	150	2.0	TR-VB1308
C6-TR-V13HBR-45065C1	13	120.0	190.0	63.00	65.00	45.00	0.0	107.5	65.0	3	150	2.0	TR-VB1308
C8-TR-V13HBL-55080C1	13	125.0	250.0	80.00	80.00	55.00	0.0	107.5	80.0	3	150	2.0	TR-VB1308
C8-TR-V13HBR-55080C1	13	125.0	250.0	80.00	80.00	55.00	0.0	107.5	80.0	3	150	2.0	TR-VB1308

R = Right hand, L = Left hand

RMPX [deg]	PSIR [deg]	BAMS [deg]
35.00	-17.500	0.000

Imperial (inch)

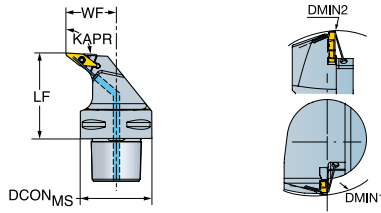
Ordering code	SSC	DMIN ₁ [inch]	DMIN ₂ [inch]	DCON _{MS} [inch]	LF [inch]	WF [inch]	HF [inch]	KAPR ₁ [deg]	OHX [inch]	CNSC	CP [lbf/in2]	TQ [ft]	MIID
C4-TR-V13HBL-27050C1	13	4.33	5.51	1.575	1.969	1.063	0.000	107.5	1.969	3	2176	1.5	TR-VB1308
C4-TR-V13HBR-27050C1	13	4.33	5.51	1.575	1.969	1.063	0.000	107.5	1.969	3	2176	1.5	TR-VB1308
C5-TR-V13HBL-35060C1	13	4.53	6.50	1.969	2.362	1.378	0.000	107.5	2.362	3	2176	1.5	TR-VB1308
C5-TR-V13HBR-35060C1	13	4.53	6.50	1.969	2.362	1.378	0.000	107.5	2.362	3	2176	1.5	TR-VB1308
C6-TR-V13HBL-45065C1	13	4.72	7.48	2.480	2.559	1.772	0.000	107.5	2.559	3	2176	1.5	TR-VB1308
C6-TR-V13HBR-45065C1	13	4.72	7.48	2.480	2.559	1.772	0.000	107.5	2.559	3	2176	1.5	TR-VB1308
C8-TR-V13HBL-55080C1	13	4.92	9.84	3.150	3.150	2.165	0.000	107.5	3.150	3	2176	1.5	TR-VB1308
C8-TR-V13HBR-55080C1	13	4.92	9.84	3.150	3.150	2.165	0.000	107.5	3.150	3	2176	1.5	TR-VB1308

R = Right hand, L = Left hand



CoroTurn® TR cutting unit for turning

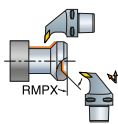
Screw clamp design



RMPX [deg]	PSIR [deg]	BAMS [deg]
50.00	-3.00	0.00

Metric (mm)

Ordering code	SSC	DMIN ₁ [mm]	DMIN ₂ [mm]	DCON _{MS} [mm]	LF [mm]	WF [mm]	HF [mm]	KAPR ₁ [deg]	OHX [mm]	CNSC	CP [bar]	TQ [Nm]	MIID
C4-TR-V13UBL-27050C1	13	55.0	140.0	40.00	50.00	27.00	0.0	93.0	50.0	3	150	2.0	TR-VB1308
C4-TR-V13UBR-27050C1	13	55.0	140.0	40.00	50.00	27.00	0.0	93.0	50.0	3	150	2.0	TR-VB1308
C5-TR-V13UBL-35060C1	13	65.0	165.0	50.00	60.00	35.00	0.0	93.0	60.0	3	150	2.0	TR-VB1308
C5-TR-V13UBR-35060C1	13	65.0	165.0	50.00	60.00	35.00	0.0	93.0	60.0	3	150	2.0	TR-VB1308
C6-TR-V13UBL-45065C1	13	85.0	190.0	63.00	65.00	45.00	0.0	93.0	65.0	3	150	2.0	TR-VB1308
C6-TR-V13UBR-45065C1	13	85.0	190.0	63.00	65.00	45.00	0.0	93.0	65.0	3	150	2.0	TR-VB1308
C8-TR-V13UBL-55080C1	13	110.0	250.0	80.00	80.00	55.00	0.0	93.0	80.0	3	150	2.0	TR-VB1308
C8-TR-V13UBR-55080C1	13	110.0	250.0	80.00	80.00	55.00	0.0	93.0	80.0	3	150	2.0	TR-VB1308

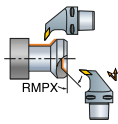


R = Right hand, L = Left hand

RMPX [deg]	PSIR [deg]	BAMS [deg]
50.00	-3.000	0.000

Imperial (inch)

Ordering code	SSC	DMIN ₁ [inch]	DMIN ₂ [inch]	DCON _{MS} [inch]	LF [inch]	WF [inch]	HF [inch]	KAPR ₁ [deg]	OHX [inch]	CNSC	CP [lbf/in2]	TQ [ft]	MIID
C4-TR-V13UBL-27050C1	13	2.17	5.51	1.575	1.969	1.063	0.000	93.0	1.969	3	2176	1.5	TR-VB1308
C4-TR-V13UBR-27050C1	13	2.17	5.51	1.575	1.969	1.063	0.000	93.0	1.969	3	2176	1.5	TR-VB1308
C5-TR-V13UBL-35060C1	13	2.56	6.50	1.969	2.362	1.378	0.000	93.0	2.362	3	2176	1.5	TR-VB1308
C5-TR-V13UBR-35060C1	13	2.56	6.50	1.969	2.362	1.378	0.000	93.0	2.362	3	2176	1.5	TR-VB1308
C6-TR-V13UBL-45065C1	13	3.35	7.48	2.480	2.559	1.772	0.000	93.0	2.559	3	2176	1.5	TR-VB1308
C6-TR-V13UBR-45065C1	13	3.35	7.48	2.480	2.559	1.772	0.000	93.0	2.559	3	2176	1.5	TR-VB1308
C8-TR-V13UBL-55080C1	13	4.33	9.84	3.150	3.150	2.165	0.000	93.0	3.150	3	2176	1.5	TR-VB1308
C8-TR-V13UBR-55080C1	13	4.33	9.84	3.150	3.150	2.165	0.000	93.0	3.150	3	2176	1.5	TR-VB1308

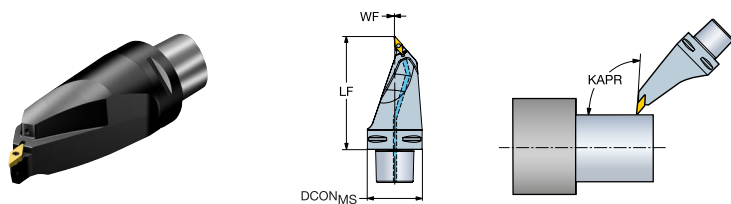


R = Right hand, L = Left hand



CoroTurn® TR cutting unit for turning

Screw clamp design



RMPX [deg]	PSIR [deg]	BAMS [deg]
50.00	-3.00	45.00

Metric (mm)

Ordering code	SSC	DCON _{MS} [mm]	LF [mm]	WF [mm]	HF [mm]	KAPR ₁ [deg]	KAPR ₂ [deg]	OHX [mm]	CNSC	CP [bar]	TQ [Nm]	MIID
C5-TR-V13MBL-00115C1	13	50.00	115.00	0.00	0.0	93.0	52.0	115.0	3	150	2.0	TR-VB1308
C6-TR-V13MBL-00130C1	13	63.00	130.00	0.00	0.0	93.0	52.0	130.0	3	150	2.0	TR-VB1308
C8-TR-V13MBL-00160C1	13	80.00	160.00	0.00	0.0	93.0	52.0	160.0	3	150	2.0	TR-VB1308

R = Right hand, L = Left hand

RMPX [deg]	PSIR [deg]	BAMS [deg]
50.00	-3.000	45.000

Imperial (inch)

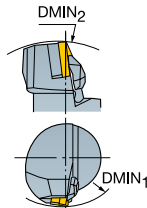
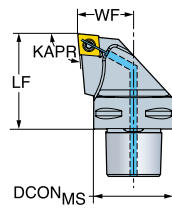
Ordering code	SSC	DCON _{MS} [inch]	LF [inch]	WF [inch]	HF [inch]	KAPR ₁ [deg]	KAPR ₂ [deg]	OHX [inch]	CNSC	CP [lbf/in2]	TQ [ft]	MIID
C5-TR-V13MBL-00115C1	13	1.969	4.528	0.000	0.000	93.0	52.0	4.528	3	2176	1.5	TR-VB1308
C6-TR-V13MBL-00130C1	13	2.480	5.118	0.000	0.000	93.0	52.0	5.118	3	2176	1.5	TR-VB1308
C8-TR-V13MBL-00160C1	13	3.150	6.299	0.000	0.000	93.0	52.0	6.299	3	2176	1.5	TR-VB1308

R = Right hand, L = Left hand



CoroTurn® 107 cutting unit for turning

Screw clamp design



Metric (mm)

RMPX [deg]	PSIR [deg]	BAMS [deg]
0.00	-5.00	0.00

Ordering code	SSC	DMIN ₁ [mm]	DMIN ₂ [mm]	DCON _{MS} [mm]	LF [mm]	WF [mm]	HF [mm]	KAPR ₁ [deg]	OHX [mm]	CNSC	CP [bar]	TQ [Nm]	MIID
C3-SCLCL-22040-09C1	09	130.0	120.0	32.00	40.00	22.00	0.0	95.0	40.0	3	150	3.0	CCMT 09 T3 08
C3-SCLCR-22040-09C1	09	130.0	120.0	32.00	40.00	22.00	0.0	95.0	40.0	3	150	3.0	CCMT 09 T3 08
C4-SCLCL-27050-09C1	09	130.0	140.0	40.00	50.00	27.00	0.0	95.0	50.0	3	150	3.0	CCMT 09 T3 08
C4-SCLCL-27050-12C1	12	125.0	140.0	40.00	50.00	27.00	0.0	95.0	50.0	3	150	3.0	CCMT 12 04 08
C4-SCLCR-27050-09C1	09	130.0	140.0	40.00	50.00	27.00	0.0	95.0	50.0	3	150	3.0	CCMT 09 T3 08
C4-SCLCR-27050-12C1	12	125.0	140.0	40.00	50.00	27.00	0.0	95.0	50.0	3	150	3.0	CCMT 12 04 08
C5-SCLCL-35060-12C1	12	125.0	165.0	50.00	60.00	35.00	0.0	95.0	60.0	3	150	3.0	CCMT 12 04 08
C5-SCLCR-35060-12C1	12	125.0	165.0	50.00	60.00	35.00	0.0	95.0	60.0	3	150	3.0	CCMT 12 04 08
C6-SCLCL-45065-12C1	12	125.0	190.0	63.00	65.00	45.00	0.0	95.0	65.0	3	150	3.0	CCMT 12 04 08
C6-SCLCR-45065-12C1	12	125.0	190.0	63.00	65.00	45.00	0.0	95.0	65.0	3	150	3.0	CCMT 12 04 08

R = Right hand, L = Left hand

Imperial (inch)

RMPX [deg]	PSIR [deg]	BAMS [deg]
0.00	-5.000	0.000

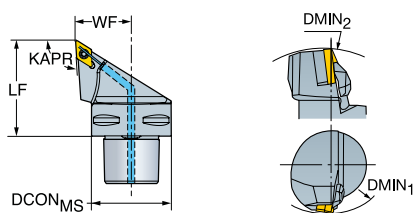
Ordering code	SSC	DMIN ₁ [inch]	DMIN ₂ [inch]	DCON _{MS} [inch]	LF [inch]	WF [inch]	HF [inch]	KAPR ₁ [deg]	OHX [inch]	CNSC	CP [lbf/in ²]	TQ [ft]	MIID
C3-SCLCL-22040-09C1	3/8	5.12	4.72	1.260	1.575	0.866	0.000	95.0	1.575	3	2176	2.2	CCMT 09 T3 08
C3-SCLCR-22040-09C1	3/8	5.12	4.72	1.260	1.575	0.866	0.000	95.0	1.575	3	2176	2.2	CCMT 09 T3 08
C4-SCLCL-27050-09C1	3/8	5.12	5.51	1.575	1.969	1.063	0.000	95.0	1.969	3	2176	2.2	CCMT 09 T3 08
C4-SCLCL-27050-12C1	1/2	4.92	5.51	1.575	1.969	1.063	0.000	95.0	1.969	3	2176	2.2	CCMT 12 04 08
C4-SCLCR-27050-09C1	3/8	5.12	5.51	1.575	1.969	1.063	0.000	95.0	1.969	3	2176	2.2	CCMT 09 T3 08
C4-SCLCR-27050-12C1	1/2	4.92	5.51	1.575	1.969	1.063	0.000	95.0	1.969	3	2176	2.2	CCMT 12 04 08
C5-SCLCL-35060-12C1	1/2	4.92	6.50	1.969	2.362	1.378	0.000	95.0	2.362	3	2176	2.2	CCMT 12 04 08
C5-SCLCR-35060-12C1	1/2	4.92	6.50	1.969	2.362	1.378	0.000	95.0	2.362	3	2176	2.2	CCMT 12 04 08
C6-SCLCL-45065-12C1	1/2	4.92	7.48	2.480	2.559	1.772	0.000	95.0	2.559	3	2176	2.2	CCMT 12 04 08
C6-SCLCR-45065-12C1	1/2	4.92	7.48	2.480	2.559	1.772	0.000	95.0	2.559	3	2176	2.2	CCMT 12 04 08

R = Right hand, L = Left hand



CoroTurn® 107 cutting unit for turning

Screw clamp design



RMPX [deg]	PSIR [deg]	BAMS [deg]
27.00	-3.00	0.00

Metric (mm)

Ordering code	SSC	DMIN ₁ [mm]	DMIN ₂ [mm]	DCON _{MS} [mm]	LF [mm]	WF [mm]	HF [mm]	KAPR ₁ [deg]	OHX [mm]	CNSC	CP [bar]	TQ [Nm]	MIID
C3-SDJCL-22040-11C1	11	140.0	120.0	32.00	40.00	22.00	0.0	93.0	40.0	3	150	3.0	DCMT 11 T3 08
C3-SDJCR-22040-11C1	11	140.0	120.0	32.00	40.00	22.00	0.0	93.0	40.0	3	150	3.0	DCMT 11 T3 08
C4-SDJCL-27050-11C1	11	145.0	140.0	40.00	50.00	27.00	0.0	93.0	50.0	3	150	3.0	DCMT 11 T3 08
C4-SDJCR-27050-11C1	11	145.0	140.0	40.00	50.00	27.00	0.0	93.0	50.0	3	150	3.0	DCMT 11 T3 08
C5-SDJCL-35060-11C1	11	145.0	165.0	50.00	60.00	35.00	0.0	93.0	60.0	3	150	3.0	DCMT 11 T3 08
C5-SDJCR-35060-11C1	11	145.0	165.0	50.00	60.00	35.00	0.0	93.0	60.0	3	150	3.0	DCMT 11 T3 08
C6-SDJCL-45065-11C1	11	140.0	190.0	63.00	65.00	45.00	0.0	93.0	65.0	3	150	3.0	DCMT 11 T3 08
C6-SDJCR-45065-11C1	11	140.0	190.0	63.00	65.00	45.00	0.0	93.0	65.0	3	150	3.0	DCMT 11 T3 08

R = Right hand, L = Left hand

RMPX [deg]	PSIR [deg]	BAMS [deg]
27.00	-3.000	0.000

Imperial (inch)

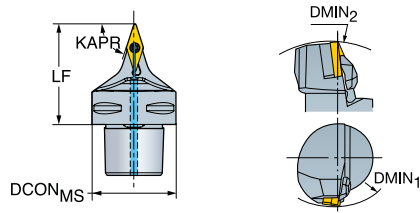
Ordering code	SSC	DMIN ₁ [inch]	DMIN ₂ [inch]	DCON _{MS} [inch]	LF [inch]	WF [inch]	HF [inch]	KAPR ₁ [deg]	OHX [inch]	CNSC	CP [lbf/in2]	TQ [ft]	MIID
C3-SDJCL-22040-11C1	3/8	5.51	4.72	1.260	1.575	0.866	0.000	93.0	1.575	3	2176	2.2	DCMT 11 T3 08
C3-SDJCR-22040-11C1	3/8	5.51	4.72	1.260	1.575	0.866	0.000	93.0	1.575	3	2176	2.2	DCMT 11 T3 08
C4-SDJCL-27050-11C1	3/8	5.71	5.51	1.575	1.969	1.063	0.000	93.0	1.969	3	2176	2.2	DCMT 11 T3 08
C4-SDJCR-27050-11C1	3/8	5.71	5.51	1.575	1.969	1.063	0.000	93.0	1.969	3	2176	2.2	DCMT 11 T3 08
C5-SDJCL-35060-11C1	3/8	5.71	6.50	1.969	2.362	1.378	0.000	93.0	2.362	3	2176	2.2	DCMT 11 T3 08
C5-SDJCR-35060-11C1	3/8	5.71	6.50	1.969	2.362	1.378	0.000	93.0	2.362	3	2176	2.2	DCMT 11 T3 08
C6-SDJCL-45065-11C1	3/8	5.51	7.48	2.480	2.559	1.772	0.000	93.0	2.559	3	2176	2.2	DCMT 11 T3 08
C6-SDJCR-45065-11C1	3/8	5.51	7.48	2.480	2.559	1.772	0.000	93.0	2.559	3	2176	2.2	DCMT 11 T3 08

R = Right hand, L = Left hand



CoroTurn® 107 cutting unit for turning

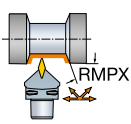
Screw clamp design



RMPX [deg]	PSIR [deg]	BAMS [deg]
70.00	17.50	0.00

Metric (mm)

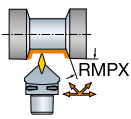
Ordering code	SSC	DMIN ₂ [mm]	DCON _{MS} [mm]	LF [mm]	WF [mm]	HF [mm]	KAPR ₁ [deg]	KAPR ₂ [deg]	OHX [mm]	CNCS	CP [bar]	TQ [Nm]	MIID	RMPX	
														[deg]	[deg]
C4-SVVBN-00055-16C1	16	145.0	40.00	55.00	0.60	0.0	72.5	72.5	55.0	3	150	3.0	VBMT 16 04 08	70.00	17.50
C5-SVVBN-00060-16C1	16	165.0	50.00	60.00	0.60	0.0	72.5	72.5	60.0	3	150	3.0	VBMT 16 04 08	70.00	17.50
C6-SVVBN-00065-16C1	16	190.0	63.00	65.00	0.60	0.0	72.5	72.5	65.0	3	150	3.0	VBMT 16 04 08	70.00	17.50



RMPX [deg]	PSIR [deg]	BAMS [deg]
70.00	17.500	0.000

Imperial (inch)

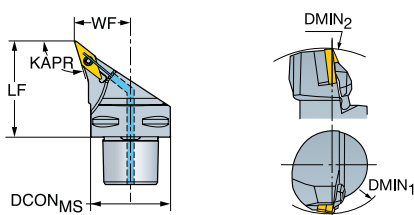
Ordering code	SSC	DMIN ₂ [inch]	DCON _{MS} [inch]	LF [inch]	WF [inch]	HF [inch]	KAPR ₁ [deg]	KAPR ₂ [deg]	OHX [inch]	CNCS	CP [lbf/in2]	TQ [ft]	MIID	RMPX	
														[deg]	[deg]
C4-SVVBN-00055-16C1	3/8	5.71	1.575	2.165	0.024	0.000	72.5	72.5	2.165	3	2176	2.2	VBMT 16 04 08	70.00	17.500
C5-SVVBN-00060-16C1	3/8	6.50	1.969	2.362	0.024	0.000	72.5	72.5	2.362	3	2176	2.2	VBMT 16 04 08	70.00	17.500
C6-SVVBN-00065-16C1	3/8	7.48	2.480	2.559	0.024	0.000	72.5	72.5	2.559	3	2176	2.2	VBMT 16 04 08	70.00	17.500





CoroTurn® 107 cutting unit for turning

Screw clamp design



RMPX [deg]	PSIR [deg]	BAMS [deg]
35.00	-17.50	0.00

Metric (mm)

Ordering code	SSC	DMIN ₁ [mm]	DMIN ₂ [mm]	DCON _{MS} [mm]	LF [mm]	WF [mm]	HF [mm]	KAPR ₁ [deg]	OHX [mm]	CNSC	CP [bar]	TQ [Nm]	MIID
C4-SVHBL-27050-16C1	16	95.0	140.0	40.00	50.00	27.00	0.0	107.5	50.0	3	150	3.0	VBMT 16 04 08
C4-SVHBR-27050-16C1	16	95.0	140.0	40.00	50.00	27.00	0.0	107.5	50.0	3	150	3.0	VBMT 16 04 08
C5-SVHBL-35060-16C1	16	95.0	165.0	50.00	60.00	35.00	0.0	107.5	60.0	3	150	3.0	VBMT 16 04 08
C5-SVHBR-35060-16C1	16	95.0	165.0	50.00	60.00	35.00	0.0	107.5	60.0	3	150	3.0	VBMT 16 04 08
C6-SVHBL-45065-16C1	16	95.0	190.0	63.00	65.00	45.00	0.0	107.5	65.0	3	150	3.0	VBMT 16 04 08
C6-SVHBR-45065-16C1	16	95.0	190.0	63.00	65.00	45.00	0.0	107.5	65.0	3	150	3.0	VBMT 16 04 08

R = Right hand, L = Left hand

RMPX [deg]	PSIR [deg]	BAMS [deg]
35.00	-17.500	0.000

Imperial (inch)

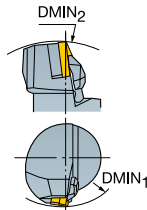
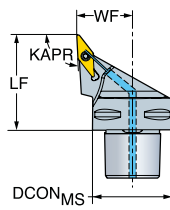
Ordering code	SSC	DMIN ₁ [inch]	DMIN ₂ [inch]	DCON _{MS} [inch]	LF [inch]	WF [inch]	HF [inch]	KAPR ₁ [deg]	OHX [inch]	CNSC	CP [lbf/in ²]	TQ [ft]	MIID
C4-SVHBL-27050-16C1	3/8	3.74	5.51	1.575	1.969	1.063	0.000	107.5	1.969	3	2176	2.2	VBMT 16 04 08
C4-SVHBR-27050-16C1	3/8	3.74	5.51	1.575	1.969	1.063	0.000	107.5	1.969	3	2176	2.2	VBMT 16 04 08
C5-SVHBL-35060-16C1	3/8	3.74	6.50	1.969	2.362	1.378	0.000	107.5	2.362	3	2176	2.2	VBMT 16 04 08
C5-SVHBR-35060-16C1	3/8	3.74	6.50	1.969	2.362	1.378	0.000	107.5	2.362	3	2176	2.2	VBMT 16 04 08
C6-SVHBL-45065-16C1	3/8	3.74	7.48	2.480	2.559	1.772	0.000	107.5	2.559	3	2176	2.2	VBMT 16 04 08
C6-SVHBR-45065-16C1	3/8	3.74	7.48	2.480	2.559	1.772	0.000	107.5	2.559	3	2176	2.2	VBMT 16 04 08

R = Right hand, L = Left hand



CoroTurn® 107 cutting unit for turning

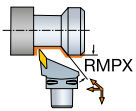
Screw clamp design



RMPX [deg]	PSIR [deg]	BAMS [deg]
50.00	-3.00	0.00

Metric (mm)

Ordering code	SSC	DMIN ₁ [mm]	DMIN ₂ [mm]	DCON _{MS} [mm]	LF [mm]	WF [mm]	HF [mm]	KAPR ₁ [deg]	OHX [mm]	CNSC	CP [bar]	TQ [Nm]	MIID
C3-SVJBL-2204011B1C1	11	105.0	120.0	32.00	40.00	22.00	0.0	93.0	40.0	3	150	0.9	VBMT 11 03 04
C3-SVJBR-2204011B1C1	11	105.0	120.0	32.00	40.00	22.00	0.0	93.0	40.0	3	150	0.9	VBMT 11 03 04
C4-SVJBL-27050-16C1	16	155.0	140.0	40.00	50.00	27.00	0.0	93.0	50.0	3	150	3.0	VBMT 16 04 08
C4-SVJBL-2705011B1C1	11	105.0	140.0	40.00	50.00	27.00	0.0	93.0	50.0	3	150	0.9	VBMT 11 03 04
C4-SVJBR-27050-16C1	16	155.0	140.0	40.00	50.00	27.00	0.0	93.0	50.0	3	150	3.0	VBMT 16 04 08
C4-SVJBR-2705011B1C1	11	105.0	140.0	40.00	50.00	27.00	0.0	93.0	50.0	3	150	3.0	VBMT 11 03 04
C5-SVJBL-35060-16C1	16	155.0	165.0	50.00	60.00	35.00	0.0	93.0	60.0	3	150	3.0	VBMT 16 04 08
C5-SVJBR-35060-16C1	16	155.0	165.0	50.00	60.00	35.00	0.0	93.0	60.0	3	150	3.0	VBMT 16 04 08
C6-SVJBL-45065-16C1	16	155.0	190.0	63.00	65.00	45.00	0.0	93.0	65.0	3	150	3.0	VBMT 16 04 08
C6-SVJBR-45065-16C1	16	155.0	190.0	63.00	65.00	45.00	0.0	93.0	65.0	3	150	3.0	VBMT 16 04 08
C8-SVJBL-55080-16C1	16	220.0	250.0	80.00	80.00	55.00	0.0	93.0	80.0	3	150	3.0	VBMT 16 04 08
C8-SVJBR-55080-16C1	16	220.0	250.0	80.00	80.00	55.00	0.0	93.0	80.0	3	150	3.0	VBMT 16 04 08

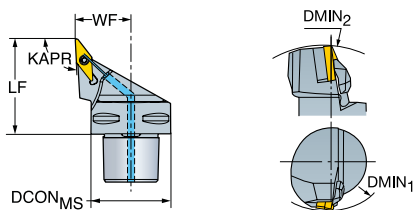


R = Right hand. L = Left hand



CoroTurn® 107 cutting unit for turning

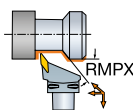
Screw clamp design



RMPX [deg]	PSIR [deg]	BAMS [deg]
50.00	-3.000	0.000

Imperial (inch)

Ordering code	SSC	DMIN ₁ [inch]	DMIN ₂ [inch]	DCON _{MS} [inch]	LF [inch]	WF [inch]	HF [inch]	KAPR ₁ [deg]	OHX [inch]	CNSC	CP [lbf/in2]	TQ [ft]	MIID
C3-SVJBL-2204011B1C1	1/4	4.13	4.72	1.260	1.575	0.866	0.000	93.0	1.575	3	2176	0.7	VBMT 11 03 04
C3-SVJBR-2204011B1C1	1/4	4.13	4.72	1.260	1.575	0.866	0.000	93.0	1.575	3	2176	0.7	VBMT 11 03 04
C4-SVJBL-27050-16C1	3/8	6.10	5.51	1.575	1.969	1.063	0.000	93.0	1.969	3	2176	2.2	VBMT 16 04 08
C4-SVJBL-2705011B1C1	1/4	4.13	5.51	1.575	1.969	1.063	0.000	93.0	1.969	3	2176	0.7	VBMT 11 03 04
C4-SVJBR-27050-16C1	3/8	6.10	5.51	1.575	1.969	1.063	0.000	93.0	1.969	3	2176	2.2	VBMT 16 04 08
C4-SVJBR-2705011B1C1	1/4	4.13	5.51	1.575	1.969	1.063	0.000	93.0	1.969	3	2176	2.2	VBMT 11 03 04
C5-SVJBL-35060-16C1	3/8	6.10	6.50	1.969	2.362	1.378	0.000	93.0	2.362	3	2176	2.2	VBMT 16 04 08
C5-SVJBR-35060-16C1	3/8	6.10	6.50	1.969	2.362	1.378	0.000	93.0	2.362	3	2176	2.2	VBMT 16 04 08
C6-SVJBL-45065-16C1	3/8	6.10	7.48	2.480	2.559	1.772	0.000	93.0	2.559	3	2176	2.2	VBMT 16 04 08
C6-SVJBR-45065-16C1	3/8	6.10	7.48	2.480	2.559	1.772	0.000	93.0	2.559	3	2176	2.2	VBMT 16 04 08
C8-SVJBL-55080-16C1	3/8	8.66	9.84	3.150	3.150	2.165	0.000	93.0	3.150	3	2176	2.2	VBMT 16 04 08
C8-SVJBR-55080-16C1	3/8	8.66	9.84	3.150	3.150	2.165	0.000	93.0	3.150	3	2176	2.2	VBMT 16 04 08

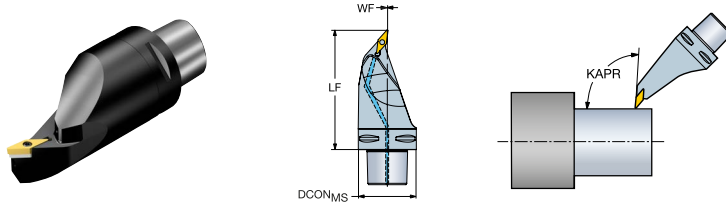


R = Right hand, L = Left hand



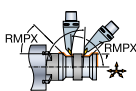
CoroTurn® 107 cutting unit for turning

Screw clamp design



RMPX [deg]	PSIR [deg]	BAMS [deg]
50.00	-3.00	45.00

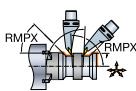
Metric (mm)

Ordering code	SSC	DCON _{MS} [mm]	LF [mm]	WF [mm]	HF [mm]	KAPR ₁ [deg]	KAPR ₂ [deg]	OHX [mm]	CNSC	CP [bar]	TQ [Nm]	MIID
 C6-SVMBL-00130-16C1	16	63.00	130.00	0.00	0.0	93.0	52.0	130.0	3	150	3.0	VBMT 16 04 08
C6-SVMBR-00130-16C1	16	63.00	130.00	0.00	0.0	93.0	52.0	130.0	3	150	3.0	VBMT 16 04 08
C8-SVMBL-00160-16C1	16	80.00	160.00	0.00	0.0	93.0	52.0	160.0	3	150	3.0	VBMT 16 04 08
C8-SVMBR-00160-16C1	16	80.00	160.00	0.00	0.0	93.0	52.0	160.0	3	150	3.0	VBMT 16 04 08

R = Right hand. L = Left hand

RMPX [deg]	PSIR [deg]	BAMS [deg]
50.00	-3.000	45.000

Imperial (inch)

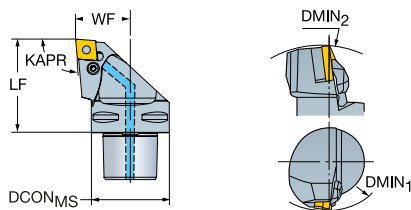
Ordering code	SSC	DCON _{MS} [inch]	LF [inch]	WF [inch]	HF [inch]	KAPR ₁ [deg]	KAPR ₂ [deg]	OHX [inch]	CNSC	CP [lbf/in2]	TQ [ft]	MIID
 C6-SVMBL-00130-16C1	3/8	2.480	5.118	0.000	0.000	93.0	52.0	5.118	3	2176	2.2	VBMT 16 04 08
C6-SVMBR-00130-16C1	3/8	2.480	5.118	0.000	0.000	93.0	52.0	5.118	3	2176	2.2	VBMT 16 04 08
C8-SVMBL-00160-16C1	3/8	3.150	6.299	0.000	0.000	93.0	52.0	6.299	3	2176	2.2	VBMT 16 04 08
C8-SVMBR-00160-16C1	3/8	3.150	6.299	0.000	0.000	93.0	52.0	6.299	3	2176	2.2	VBMT 16 04 08

R = Right hand. L = Left hand



T-Max[®] P cutting unit for turning

Lever clamp design



RMPX [deg]	PSIR [deg]	BAMS [deg]
0.00	-5.00	0.00

Metric (mm)

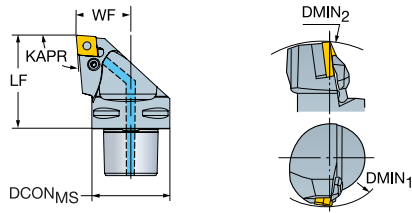
Ordering code	SSC	DMIN ₁ [mm]	DMIN ₂ [mm]	DCON _{MS} [mm]	LF [mm]	WF [mm]	HF [mm]	KAPR ₁ [deg]	OHX [mm]	CNSC	CP [bar]	TQ [Nm]	MIID
C3-PCLNL-22045-12C1	12	65.0	125.0	32.00	45.00	22.00	0.0	95.0	45.0	3	150	5.0	CNMG 12 04 08
C3-PCLNR-22045-12C1	12	65.0	125.0	32.00	45.00	22.00	0.0	95.0	45.0	3	150	5.0	CNMG 12 04 08
C4-PCLNL-27050-12C1	12	65.0	140.0	40.00	50.00	27.00	0.0	95.0	50.0	3	150	5.0	CNMG 12 04 08
C4-PCLNR-27050-12C1	12	65.0	140.0	40.00	50.00	27.00	0.0	95.0	50.0	3	150	5.0	CNMG 12 04 08
C5-PCLNL-35060-12C1	12	90.0	165.0	50.00	60.00	35.00	0.0	95.0	60.0	3	150	5.0	CNMG 12 04 08
C5-PCLNR-35060-12C1	12	90.0	165.0	50.00	60.00	35.00	0.0	95.0	60.0	3	150	5.0	CNMG 12 04 08
C6-PCLNL-45065-12C1	12	85.0	195.0	63.00	65.00	45.00	0.0	95.0	65.0	3	150	5.0	CNMG 12 04 08
C6-PCLNL-45065-16C1	16	105.0	195.0	63.00	65.00	45.00	0.0	95.0	65.0	3	150	5.0	CNMG 16 06 12
C6-PCLNR-45065-12C1	12	85.0	195.0	63.00	65.00	45.00	0.0	95.0	65.0	3	150	5.0	CNMG 12 04 08
C6-PCLNR-45065-16C1	16	105.0	195.0	63.00	65.00	45.00	0.0	95.0	65.0	3	150	5.0	CNMG 16 06 12
C8-PCLNL-55080-12C1	12	110.0	250.0	80.00	80.00	55.00	0.0	95.0	80.0	3	150	5.0	CNMG 12 04 08
C8-PCLNL-55080-16C1	16	110.0	250.0	80.00	80.00	55.00	0.0	95.0	80.0	3	150	5.0	CNMG 16 06 12
C8-PCLNR-55080-12C1	12	110.0	250.0	80.00	80.00	55.00	0.0	95.0	80.0	3	150	5.0	CNMG 12 04 08
C8-PCLNR-55080-16C1	16	110.0	250.0	80.00	80.00	55.00	0.0	95.0	80.0	3	150	5.0	CNMG 16 06 12

R = Right hand, L = Left hand



T-Max[®] P cutting unit for turning

Lever clamp design

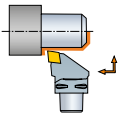


RMPX [deg]	PSIR [deg]	BAMS [deg]
0.00	-5.000	0.000

Imperial (inch)

Ordering code	SSC	DMIN ₁ [inch]	DMIN ₂ [inch]	DCON _{MS} [inch]	LF [inch]	WF [inch]	HF [inch]	KAPR ₁ [deg]	OHX [inch]	CNSC	CP [lbf/in ²]	TQ [ft]	MIID
C3-PCLNL-22045-12C1	1/2	2.56	4.92	1.260	1.772	0.866	0.000	95.0	1.772	3	2176	3.7	CNMG 12 04 08
C3-PCLNR-22045-12C1	1/2	2.56	4.92	1.260	1.772	0.866	0.000	95.0	1.772	3	2176	3.7	CNMG 12 04 08
C4-PCLNL-27050-12C1	1/2	2.56	5.51	1.575	1.969	1.063	0.000	95.0	1.969	3	2176	3.7	CNMG 12 04 08
C4-PCLNR-27050-12C1	1/2	2.56	5.51	1.575	1.969	1.063	0.000	95.0	1.969	3	2176	3.7	CNMG 12 04 08
C5-PCLNL-35060-12C1	1/2	3.54	6.50	1.969	2.362	1.378	0.000	95.0	2.362	3	2176	3.7	CNMG 12 04 08
C5-PCLNR-35060-12C1	1/2	3.54	6.50	1.969	2.362	1.378	0.000	95.0	2.362	3	2176	3.7	CNMG 12 04 08
C6-PCLNL-45065-12C1	1/2	3.35	7.68	2.480	2.559	1.772	0.000	95.0	2.559	3	2176	3.7	CNMG 12 04 08
C6-PCLNL-45065-16C1	5/8	4.13	7.68	2.480	2.559	1.772	0.000	95.0	2.559	3	2176	3.7	CNMG 16 06 12
C6-PCLNR-45065-12C1	1/2	3.35	7.68	2.480	2.559	1.772	0.000	95.0	2.559	3	2176	3.7	CNMG 12 04 08
C6-PCLNR-45065-16C1	5/8	4.13	7.68	2.480	2.559	1.772	0.000	95.0	2.559	3	2176	3.7	CNMG 16 06 12
C8-PCLNL-55080-12C1	1/2	4.33	9.84	3.150	3.150	2.165	0.000	95.0	3.150	3	2176	3.7	CNMG 12 04 08
C8-PCLNL-55080-16C1	5/8	4.33	9.84	3.150	3.150	2.165	0.000	95.0	3.150	3	2176	3.7	CNMG 16 06 12
C8-PCLNR-55080-12C1	1/2	4.33	9.84	3.150	3.150	2.165	0.000	95.0	3.150	3	2176	3.7	CNMG 12 04 08
C8-PCLNR-55080-16C1	5/8	4.33	9.84	3.150	3.150	2.165	0.000	95.0	3.150	3	2176	3.7	CNMG 16 06 12

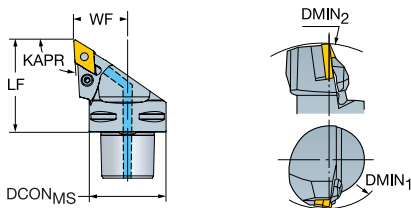
R = Right hand, L = Left hand





T-Max[®] P cutting unit for turning

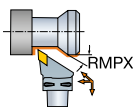
Lever clamp design



RMPX [deg]	PSIR [deg]	BAMS [deg]
27.00	-3.00	0.00

Metric (mm)

Ordering code	SSC	DMIN ₁ [mm]	DMIN ₂ [mm]	DCON _{MS} [mm]	LF [mm]	WF [mm]	HF [mm]	KAPR ₁ [deg]	OHX [mm]	CNSC	CP [bar]	TQ [Nm]	MIID
C4-PDJNL-27050-11C1	11	75.0	140.0	40.00	50.00	27.00	0.0	93.0	50.0	3	150	2.0	DNMG 11 04 08
C4-PDJNL-27055-15C1	15	85.0	145.0	40.00	55.00	27.00	0.0	93.0	55.0	3	150	5.0	DNMG 15 06 08
C4-PDJNR-27050-11C1	11	75.0	140.0	40.00	50.00	27.00	0.0	93.0	50.0	3	150	2.0	DNMG 11 04 08
C4-PDJNR-27055-15C1	15	85.0	145.0	40.00	55.00	27.00	0.0	93.0	55.0	3	150	5.0	DNMG 15 06 08
C5-PDJNL-35060-11C1	11	85.0	165.0	50.00	60.00	35.00	0.0	93.0	60.0	3	150	2.0	DNMG 11 04 08
C5-PDJNL-35060-1504C1	15	80.0	165.0	50.00	60.00	35.00	0.0	93.0	60.0	3	150	5.0	DNMG 15 04 08
C5-PDJNL-35060-15C1	15	80.0	165.0	50.00	60.00	35.00	0.0	93.0	60.0	3	150	5.0	DNMG 15 06 08
C5-PDJNR-35060-11C1	11	85.0	165.0	50.00	60.00	35.00	0.0	93.0	60.0	3	150	2.0	DNMG 11 04 08
C5-PDJNR-35060-1504C1	15	80.0	165.0	50.00	60.00	35.00	0.0	93.0	60.0	3	150	5.0	DNMG 15 04 08
C5-PDJNR-35060-15C1	15	80.0	165.0	50.00	60.00	35.00	0.0	93.0	60.0	3	150	5.0	DNMG 15 06 08
C6-PDJNL-45065-1504C1	15	90.0	190.0	63.00	65.00	45.00	0.0	93.0	65.0	3	150	5.0	DNMG 15 04 08
C6-PDJNL-45065-15C1	15	90.0	190.0	63.00	65.00	45.00	0.0	93.0	65.0	3	150	5.0	DNMG 15 06 08
C6-PDJNR-45065-1504C1	15	90.0	190.0	63.00	65.00	45.00	0.0	93.0	65.0	3	150	5.0	DNMG 15 04 08
C6-PDJNR-45065-15C1	15	90.0	190.0	63.00	65.00	45.00	0.0	93.0	65.0	3	150	5.0	DNMG 15 06 08
C8-PDJNL-55080-15C1	15	120.0	250.0	80.00	65.00	45.00	0.0	93.0	65.0	3	150	5.0	DNMG 15 06 08
C8-PDJNR-55080-15C1	15	120.0	250.0	80.00	65.00	45.00	0.0	93.0	65.0	3	150	5.0	DNMG 15 06 08

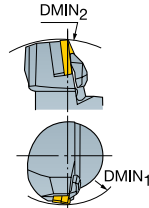
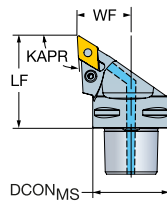


R = Right hand, L = Left hand



T-Max[®] P cutting unit for turning

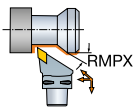
Lever clamp design



Imperial (inch)

RMPX [deg]	PSIR [deg]	BAMS [deg]
27.00	-3.000	0.000

Ordering code	SSC	DMIN ₁ [inch]	DMIN ₂ [inch]	DCON _{MS} [inch]	LF [inch]	WF [inch]	HF [inch]	KAPR ₁ [deg]	OHX [inch]	CNSC	CP [lbf/in ²]	TQ [ft]	MIID
C4-PDJNL-27050-11C1	3/8	2.95	5.51	1.575	1.969	1.063	0.000	93.0	1.969	3	2176	1.5	DNMG 11 04 08
C4-PDJNL-27055-15C1	1/2	3.35	5.71	1.575	2.165	1.063	0.000	93.0	2.165	3	2176	3.7	DNMG 15 06 08
C4-PDJNR-27050-11C1	3/8	2.95	5.51	1.575	1.969	1.063	0.000	93.0	1.969	3	2176	1.5	DNMG 11 04 08
C4-PDJNR-27055-15C1	1/2	3.35	5.71	1.575	2.165	1.063	0.000	93.0	2.165	3	2176	3.7	DNMG 15 06 08
C5-PDJNL-35060-11C1	3/8	3.35	6.50	1.969	2.362	1.378	0.000	93.0	2.362	3	2176	1.5	DNMG 11 04 08
C5-PDJNL-35060-1504C1	1/2	3.15	6.50	1.969	2.362	1.378	0.000	93.0	2.362	3	2176	3.7	DNMG 15 04 08
C5-PDJNL-35060-15C1	1/2	3.15	6.50	1.969	2.362	1.378	0.000	93.0	2.362	3	2176	3.7	DNMG 15 06 08
C5-PDJNR-35060-11C1	3/8	3.35	6.50	1.969	2.362	1.378	0.000	93.0	2.362	3	2176	1.5	DNMG 11 04 08
C5-PDJNR-35060-1504C1	1/2	3.15	6.50	1.969	2.362	1.378	0.000	93.0	2.362	3	2176	3.7	DNMG 15 04 08
C5-PDJNR-35060-15C1	1/2	3.15	6.50	1.969	2.362	1.378	0.000	93.0	2.362	3	2176	3.7	DNMG 15 06 08
C6-PDJNL-45065-1504C1	1/2	3.54	7.48	2.480	2.559	1.772	0.000	93.0	2.559	3	2176	3.7	DNMG 15 04 08
C6-PDJNL-45065-15C1	1/2	3.54	7.48	2.480	2.559	1.772	0.000	93.0	2.559	3	2176	3.7	DNMG 15 06 08
C6-PDJNR-45065-1504C1	1/2	3.54	7.48	2.480	2.559	1.772	0.000	93.0	2.559	3	2176	3.7	DNMG 15 04 08
C6-PDJNR-45065-15C1	1/2	3.54	7.48	2.480	2.559	1.772	0.000	93.0	2.559	3	2176	3.7	DNMG 15 06 08
C8-PDJNL-55080-15C1	1/2	4.72	9.84	3.150	2.559	1.772	0.000	93.0	2.559	3	2176	3.7	DNMG 15 06 08
C8-PDJNR-55080-15C1	1/2	4.72	9.84	3.150	2.559	1.772	0.000	93.0	2.559	3	2176	3.7	DNMG 15 06 08

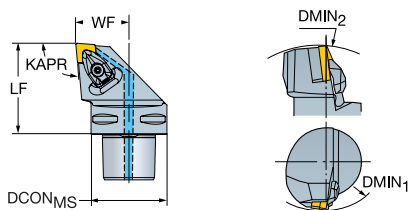


R = Right hand, L = Left hand



T-Max[®] P cutting unit for turning

Rigid clamp design



RMPX [deg]	PSIR [deg]	BAMS [deg]
0.00	-5.00	0.00

Metric (mm)

Ordering code	SSC	DMIN ₁ [mm]	DMIN ₂ [mm]	DCON _{MS} [mm]	LF [mm]	WF [mm]	HF [mm]	KAPR ₁ [deg]	OHX [mm]	CNSC	CP [bar]	TQ [Nm]	MIID
C4-DCLNL-27050-12B1	12	110.0	140.0	40.00	50.00	27.00	0.0	95.0	50.0	3	150	3.9	CNMG 12 04 08
C4-DCLNR-27050-12B1	12	110.0	140.0	40.00	50.00	27.00	0.0	95.0	50.0	3	150	3.9	CNMG 12 04 08
C5-DCLNL-35060-12B1	12	110.0	165.0	50.00	60.00	35.00	0.0	95.0	60.0	3	150	3.9	CNMG 12 04 08
C5-DCLNR-35060-12B1	12	110.0	165.0	50.00	60.00	35.00	0.0	95.0	60.0	3	150	3.9	CNMG 12 04 08
C6-DCLNL-45065-16B1	16	125.0	190.0	63.00	65.00	45.00	0.0	95.0	65.0	3	150	6.4	CNMG 16 06 12
C6-DCLNR-45065-16B1	16	125.0	190.0	63.00	65.00	45.00	0.0	95.0	65.0	3	150	6.4	CNMG 16 06 12
C8-DCLNL-55080-19B1	19	100.0	250.0	80.00	80.00	55.00	0.0	95.0	80.0	3	150	6.4	CNMG 19 06 12
C8-DCLNR-55080-19B1	19	100.0	250.0	80.00	80.00	55.00	0.0	95.0	80.0	3	150	6.4	CNMG 19 06 12

R = Right hand, L = Left hand

RMPX [deg]	PSIR [deg]	BAMS [deg]
0.00	-5.000	0.000

Imperial (inch)

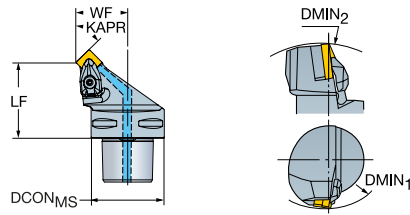
Ordering code	SSC	DMIN ₁ [inch]	DMIN ₂ [inch]	DCON _{MS} [inch]	LF [inch]	WF [inch]	HF [inch]	KAPR ₁ [deg]	OHX [inch]	CNSC	CP [lbf/in2]	TQ [ft]	MIID
C4-DCLNL-27050-12B1	1/2	4.33	5.51	1.575	1.969	1.063	0.000	95.0	1.969	3	2176	2.9	CNMG 12 04 08
C4-DCLNR-27050-12B1	1/2	4.33	5.51	1.575	1.969	1.063	0.000	95.0	1.969	3	2176	2.9	CNMG 12 04 08
C5-DCLNL-35060-12B1	1/2	4.33	6.50	1.969	2.362	1.378	0.000	95.0	2.362	3	2176	2.9	CNMG 12 04 08
C5-DCLNR-35060-12B1	1/2	4.33	6.50	1.969	2.362	1.378	0.000	95.0	2.362	3	2176	2.9	CNMG 12 04 08
C6-DCLNL-45065-16B1	5/8	4.92	7.48	2.480	2.559	1.772	0.000	95.0	2.559	3	2176	4.7	CNMG 16 06 12
C6-DCLNR-45065-16B1	5/8	4.92	7.48	2.480	2.559	1.772	0.000	95.0	2.559	3	2176	4.7	CNMG 16 06 12
C8-DCLNL-55080-19B1	3/4	3.94	9.84	3.150	3.150	2.165	0.000	95.0	3.150	3	2176	4.7	CNMG 19 06 12
C8-DCLNR-55080-19B1	3/4	3.94	9.84	3.150	3.150	2.165	0.000	95.0	3.150	3	2176	4.7	CNMG 19 06 12

R = Right hand, L = Left hand



T-Max[®] P cutting unit for turning

Rigid clamp design



RMPX [deg]	PSIR [deg]	BAMS [deg]
0.00	45.00	0.00

Metric (mm)

Ordering code	SSC	DMIN ₁ [mm]	DMIN ₂ [mm]	DCON _{MS} [mm]	LF [mm]	WF [mm]	HF [mm]	KAPR ₁ [deg]	OHX [mm]	CNSC	LPR [mm]	CP [bar]	TQ [Nm]	MIID
C4-DSSNL-27042-12B1	12	110.0	140.0	40.00	42.00	27.00	0.0	45.0	42.0	3	50.3	150	3.9	SNMG 12 04 08
C4-DSSNR-27042-12B1	12	110.0	140.0	40.00	42.00	27.00	0.0	45.0	42.0	3	50.3	150	3.9	SNMG 12 04 08
C5-DSSNL-35052-12B1	12	110.0	165.0	50.00	52.00	35.00	0.0	45.0	52.0	3	60.3	150	3.9	SNMG 12 04 08
C5-DSSNR-35052-12B1	12	110.0	165.0	50.00	52.00	35.00	0.0	45.0	52.0	3	60.3	150	3.9	SNMG 12 04 08
C6-DSSNL-45054-15B1	15	120.0	190.0	63.00	54.00	45.00	0.0	45.0	54.0	3	64.2	150	6.4	SNMG 15 06 12
C6-DSSNR-45054-15B1	15	120.0	190.0	63.00	54.00	45.00	0.0	45.0	54.0	3	64.2	150	6.4	SNMG 15 06 12

R = Right hand, L = Left hand

RMPX [deg]	PSIR [deg]	BAMS [deg]
0.00	45.000	0.000

Imperial (inch)

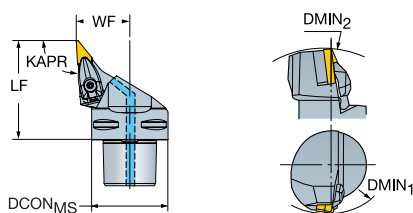
Ordering code	SSC	DMIN ₁ [inch]	DMIN ₂ [inch]	DCON _{MS} [inch]	LF [inch]	WF [inch]	HF [inch]	KAPR ₁ [deg]	OHX [inch]	CNSC	LPR [inch]	CP [lbf/in ²]	TQ [ft]	MIID
C4-DSSNL-27042-12B1	1/2	4.33	5.51	1.575	1.654	1.063	0.000	45.0	1.654	3	1.981	2176	2.9	SNMG 12 04
C4-DSSNR-27042-12B1	1/2	4.33	5.51	1.575	1.654	1.063	0.000	45.0	1.654	3	1.981	2176	2.9	SNMG 12 04
C5-DSSNL-35052-12B1	1/2	4.33	6.50	1.969	2.047	1.378	0.000	45.0	2.047	3	2.375	2176	2.9	SNMG 12 04
C5-DSSNR-35052-12B1	1/2	4.33	6.50	1.969	2.047	1.378	0.000	45.0	2.047	3	2.375	2176	2.9	SNMG 12 04
C6-DSSNL-45054-15B1	5/8	4.72	7.48	2.480	2.126	1.772	0.000	45.0	2.126	3	2.529	2176	4.7	SNMG 15 06
C6-DSSNR-45054-15B1	5/8	4.72	7.48	2.480	2.126	1.772	0.000	45.0	2.126	3	2.529	2176	4.7	SNMG 15 06

R = Right hand, L = Left hand



T-Max[®] P cutting unit for turning

Rigid clamp design



RMPX [deg]	PSIR [deg]	BAMS [deg]
50.00	-3.00	0.00

Metric (mm)

Ordering code	SSC	DMIN ₁ [mm]	DMIN ₂ [mm]	DCON _{MS} [mm]	LF [mm]	WF [mm]	HF [mm]	KAPR ₁ [deg]	OHX [mm]	CNSC	CP [bar]	TQ [Nm]	MIID
C4-DVJNL-27062-16C1	16	110.0	155.0	40.00	62.00	27.00	0.0	93.0	62.0	3	150	3.0	VNMG 16 04 08
C4-DVJNR-27062-16C1	16	110.0	155.0	40.00	62.00	27.00	0.0	93.0	62.0	3	150	3.0	VNMG 16 04 08
C5-DVJNL-35065-16C1	16	110.0	170.0	50.00	65.00	35.00	0.0	93.0	65.0	3	150	3.0	VNMG 16 04 08
C5-DVJNR-35065-16C1	16	110.0	170.0	50.00	65.00	35.00	0.0	93.0	65.0	3	150	3.0	VNMG 16 04 08
C6-DVJNL-45065-16C1	16	110.0	190.0	63.00	65.00	45.00	0.0	93.0	65.0	3	150	3.0	VNMG 16 04 08
C6-DVJNR-45065-16C1	16	110.0	190.0	63.00	65.00	45.00	0.0	93.0	65.0	3	150	3.0	VNMG 16 04 08
C8-DVJNL-55080-16C1	16	110.0	250.0	80.00	80.00	55.00	0.0	93.0	80.0	3	150	3.0	VNMG 16 04 08
C8-DVJNR-55080-16C1	16	110.0	250.0	80.00	80.00	55.00	0.0	93.0	80.0	3	150	3.0	VNMG 16 04 08

R = Right hand, L = Left hand

RMPX [deg]	PSIR [deg]	BAMS [deg]
50.00	-3.000	0.000

Imperial (inch)

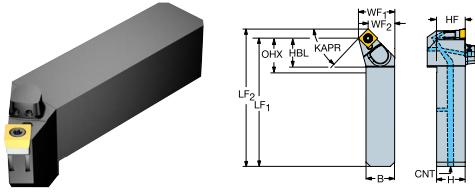
Ordering code	SSC	DMIN ₁ [inch]	DMIN ₂ [inch]	DCON _{MS} [inch]	LF [inch]	WF [inch]	HF [inch]	KAPR ₁ [deg]	OHX [inch]	CNSC	CP [lbf/in2]	TQ [ft]	MIID
C4-DVJNL-27062-16C1	3/8	4.33	6.10	1.575	2.441	1.063	0.000	93.0	2.441	3	2176	2.2	VNMG 16 04 08
C4-DVJNR-27062-16C1	3/8	4.33	6.10	1.575	2.441	1.063	0.000	93.0	2.441	3	2176	2.2	VNMG 16 04 08
C5-DVJNL-35065-16C1	3/8	4.33	6.69	1.969	2.559	1.378	0.000	93.0	2.559	3	2176	2.2	VNMG 16 04 08
C5-DVJNR-35065-16C1	3/8	4.33	6.69	1.969	2.559	1.378	0.000	93.0	2.559	3	2176	2.2	VNMG 16 04 08
C6-DVJNL-45065-16C1	3/8	4.33	7.48	2.480	2.559	1.772	0.000	93.0	2.559	3	2176	2.2	VNMG 16 04 08
C6-DVJNR-45065-16C1	3/8	4.33	7.48	2.480	2.559	1.772	0.000	93.0	2.559	3	2176	2.2	VNMG 16 04 08
C8-DVJNL-55080-16C1	3/8	4.33	9.84	3.150	3.150	2.165	0.000	93.0	3.150	3	2176	2.2	VNMG 16 04 08
C8-DVJNR-55080-16C1	3/8	4.33	9.84	3.150	3.150	2.165	0.000	93.0	3.150	3	2176	2.2	VNMG 16 04 08

R = Right hand, L = Left hand



CoroTurn® 107 QS shank tool for turning

Screw clamp design



Metric (mm)

RMPX [deg]	PSIR [deg]	BAMS [deg]
0.00	45.00	0.00

Ordering code	SSC	LF [mm]	WF [mm]	HF [mm]	B [mm]	H [mm]	KAPR ₁ [deg]	OHX [mm]	OHN [mm]	CNSC	HBL [mm]	CNT	CP [bar]	TQ [Nm]	MIID
QS-SSDCR202009C1	09	90.10	25.00	20.0	20.00	20.00	45.0	52.5	27.5	3	27.5	G 1/8-28	150	3.0	SCMT 09
QS-SSDCR252509C1	09	106.10	32.00	25.0	25.00	25.00	45.0	53.5	28.5	3	28.5	G 1/8-28	150	3.0	SCMT 09

R = Right hand. L = Left hand

Imperial (inch)

RMPX [deg]	PSIR [deg]	BAMS [deg]
0.00	45.000	0.000

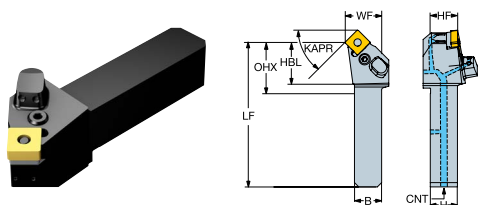
Ordering code	SSC	LF [inch]	WF [inch]	HF [inch]	B [inch]	H [inch]	KAPR ₁ [deg]	OHX [inch]	OHN [inch]	CNSC	HBL [inch]	CNT	CP [lbf/in2]	TQ [ft]	MIID
QS-SSDCR202009C1	3/8	3.547	0.984	0.787	0.787	0.787	45.0	2.067	1.083	3	1.083	G 1/8-28	2176	2.2	SCMT 09
QS-SSDCR252509C1	3/8	4.177	1.260	0.984	0.984	0.984	45.0	2.106	1.122	3	1.122	G 1/8-28	2176	2.2	SCMT 09

R = Right hand. L = Left hand



T-Max[®] P QS shank tool for turning

Screw clamp design



RMPX [deg]	PSIR [deg]	BAMS [deg]
0.00	45.00	0.00

Metric (mm)

Ordering code	SSC	LF [mm]	WF [mm]	HF [mm]	B [mm]	H [mm]	KAPR ₁ [deg]	OHX [mm]	OHN [mm]	CNSC	HBL [mm]	CNT	CP [bar]	TQ [Nm]	MIID
QS-PSSNL2020-12C1	12	101.70	25.00	20.00	20.00	20.00	45.0	52.7	32.7	3	32.7	G 1/8-28	150	5.0	SNMG 12
QS-PSSNL2525-12C1	12	115.70	32.00	25.00	25.00	25.00	45.0	56.7	31.7	3	31.7	G 1/8-28	150	5.0	SNMG 12
QS-PSSNR2020-12C1	12	101.70	25.00	20.00	20.00	20.00	45.0	52.7	32.7	3	32.7	G 1/8-28	150	5.0	SNMG 12
QS-PSSNR2525-12C1	12	115.70	32.00	25.00	25.00	25.00	45.0	56.7	31.7	3	31.7	G 1/8-28	150	5.0	SNMG 12

R = Right hand, L = Left hand

RMPX [deg]	PSIR [deg]	HBL [inch]	BAMS [deg]
0.00	45.000	1.268	0.000

Imperial (inch)

Ordering code	SSC	LF [inch]	WF [inch]	HF [inch]	B [inch]	H [inch]	KAPR ₁ [deg]	OHX [inch]	OHN [inch]	CNSC	CNT	CP [lbf/in2]	TQ [ft]	MIID
QS-PSSNL124C1	1/2	3.984	1.000	0.750	0.750	0.750	45.0	2.018	1.268	3	G 1/8-28	2176	3.7	SNMG 12 04 08
QS-PSSNL164C1	1/2	4.575	1.250	1.000	1.000	1.000	45.0	2.268	1.268	3	G 1/8-28	2176	3.7	SNMG 12 04 08
QS-PSSNR124C1	1/2	3.984	1.000	0.750	0.750	0.750	45.0	2.018	1.268	3	G 1/8-28	2176	3.7	SNMG 12 04 08
QS-PSSNR164C1	1/2	4.575	1.250	1.000	1.000	1.000	45.0	2.268	1.268	3	G 1/8-28	2176	3.7	SNMG 12 04 08

R = Right hand, L = Left hand

CoroTurn® 107 QSM tool for general turning



Metric (mm)

RMPX [deg]	PSIR [deg]	BAMS [deg]
0.00	-5.00	0.00

	Ordering code	SSC	LF [mm]	WF [mm]	HF [mm]	KAPR ₁ [deg]	OHX [mm]	CNSC	WB [mm]	CP [bar]	TQ [Nm]	MIID
NEW	QSM12-SCLCL-09C	09	21.00	6.00	6.0	95.0	21.0	1	16.0	150	3.0	CCMT 09 T3 04
NEW	QSM12-SCLCR-06C	06	21.00	6.00	6.0	95.0	21.0	1	16.0	150	0.9	CCMT 06 02 04
NEW	QSM12-SCLCR-09C	09	21.00	6.00	6.0	95.0	21.0	1	16.0	150	3.0	CCMT 09 T3 04
NEW	QSM16-SCLCL-09C	09	21.00	8.00	8.0	95.0	21.0	1	18.0	150	3.0	CCMT 09 T3 04
NEW	QSM16-SCLCR-09C	09	21.00	8.00	8.0	95.0	21.0	1	18.0	150	3.0	CCMT 09 T3 04

R = Right hand, L = Left hand

Imperial (inch)

RMPX [deg]	PSIR [deg]	BAMS [deg]
0.00	-5.000	0.000

	Ordering code	SSC	LF [inch]	WF [inch]	HF [inch]	KAPR ₁ [deg]	OHX [inch]	CNSC	WB [inch]	CP [lbf/in2]	TQ [ft]	MIID
NEW	QSM12-SCLCL-09C	3/8	0.827	0.236	0.236	95.0	0.827	1	0.630	2176	2.2	CCMT 09 T3 04
NEW	QSM12-SCLCR-06C	1/4	0.827	0.236	0.236	95.0	0.827	1	0.630	2176	0.7	CCMT 06 02 04
NEW	QSM12-SCLCR-09C	3/8	0.827	0.236	0.236	95.0	0.827	1	0.630	2176	2.2	CCMT 09 T3 04
NEW	QSM16-SCLCL-09C	3/8	0.827	0.315	0.315	95.0	0.827	1	0.709	2176	2.2	CCMT 09 T3 04
NEW	QSM16-SCLCR-09C	3/8	0.827	0.315	0.315	95.0	0.827	1	0.709	2176	2.2	CCMT 09 T3 04

R = Right hand, L = Left hand



CoroTurn® 107 QSM tool for general turning



Metric (mm)

RMPX [deg]	PSIR [deg]	BAMS [deg]
27.00	-3.00	0.00

	Ordering code	SSC	LF [mm]	WF [mm]	HF [mm]	KAPR ₁ [deg]	OHX [mm]	CNSC	WB [mm]	CP [bar]	TQ [Nm]	MIID
NEW	QSM12-SDJCL-07C	07	22.00	6.00	6.0	93.0	22.0	1	16.0	150	0.9	DCMT 07 02 04
NEW	QSM12-SDJCL-11C	11	23.00	6.00	6.0	93.0	23.0	1	16.0	150	3.0	DCMT 11 T3 08
NEW	QSM12-SDJCR-07C	07	22.00	6.00	6.0	93.0	22.0	1	16.0	150	0.9	DCMT 07 02 04
NEW	QSM12-SDJCR-11C	11	23.00	6.00	6.0	93.0	23.0	1	16.0	150	3.0	DCMT 11 T3 08
NEW	QSM16-SDJCL-11C	11	23.00	8.00	8.0	93.0	23.0	1	18.0	150	3.0	DCMT 11 T3 08
NEW	QSM16-SDJCR-11C	11	23.00	8.00	8.0	93.0	23.0	1	18.0	150	3.0	DCMT 11 T3 08

R = Right hand, L = Left hand

Imperial (inch)

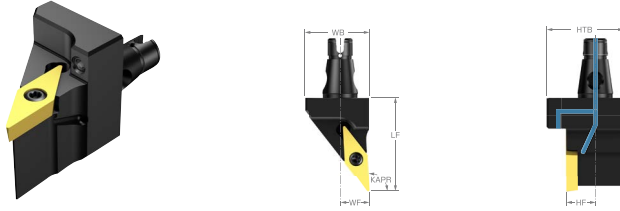
RMPX [deg]	PSIR [deg]	BAMS [deg]
27.00	-3.000	0.000

	Ordering code	SSC	LF [inch]	WF [inch]	HF [inch]	KAPR ₁ [deg]	OHX [inch]	CNSC	WB [inch]	CP [lbf/in2]	TQ [ft]	MIID
NEW	QSM12-SDJCL-07C	07	0.866	0.236	0.236	93.0	0.866	1	0.630	2176	0.7	DCMT 07 02 04
NEW	QSM12-SDJCL-11C	11	0.906	0.236	0.236	93.0	0.906	1	0.630	2176	2.2	DCMT 11 T3 08
NEW	QSM12-SDJCR-07C	07	0.866	0.236	0.236	93.0	0.866	1	0.630	2176	0.7	DCMT 07 02 04
NEW	QSM12-SDJCR-11C	11	0.906	0.236	0.236	93.0	0.906	1	0.630	2176	2.2	DCMT 11 T3 08
NEW	QSM16-SDJCL-11C	11	0.906	0.315	0.315	93.0	0.906	1	0.709	2176	2.2	DCMT 11 T3 08
NEW	QSM16-SDJCR-11C	11	0.906	0.315	0.315	93.0	0.906	1	0.709	2176	2.2	DCMT 11 T3 08

R = Right hand, L = Left hand



CoroTurn® 107 QSM tool for general turning



PSIR [deg]	BAMS [deg]
-3.00	0.00

Metric (mm)

	Ordering code	SSC	LF [mm]	WF [mm]	HF [mm]	KAPR ₁ [deg]	RMPX [deg]	OHX [mm]	CNSC	WB [mm]	CP [bar]	TQ [Nm]	MIID
NEW	QSM12-SVJCL-11C	11	26.00	6.00	6.0	93.0	50.00	26.0	1	16.0	150	0.9	VCMT 11 03 04
NEW	QSM12-SVJCR-11C	11	26.00	6.00	6.0	93.0	50.00	26.0	1	16.0	150	0.9	VCMT 11 03 04
NEW	QSM16-SVJCL-11C	11	26.00	8.00	8.0	93.0	0.00	26.0	1	18.0			VCMT 11 03 04
NEW	QSM16-SVJCR-11C	11	26.00	8.00	8.0	93.0	0.00	26.0	1	18.0			VCMT 11 03 04

R = Right hand. L = Left hand

PSIR [deg]	BAMS [deg]
-3.000	0.000

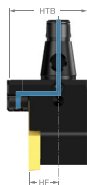
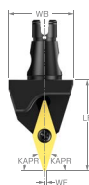
Imperial (inch)

	Ordering code	SSC	LF [inch]	WF [inch]	HF [inch]	KAPR ₁ [deg]	RMPX [deg]	OHX [inch]	CNSC	WB [inch]	CP [lbf/in2]	TQ [ft]	MIID
NEW	QSM12-SVJCL-11C	1/4	1.024	0.236	0.236	93.0	50.00	1.024	1	0.630	2176	0.7	VCMT 11 03 04
NEW	QSM12-SVJCR-11C	1/4	1.024	0.236	0.236	93.0	50.00	1.024	1	0.630	2176	0.7	VCMT 11 03 04
NEW	QSM16-SVJCL-11C	1/4	1.024	0.315	0.315	93.0	0.00	1.024	1	0.709			VCMT 11 03 04
NEW	QSM16-SVJCR-11C	1/4	1.024	0.315	0.315	93.0	0.00	1.024	1	0.709			VCMT 11 03 04

R = Right hand. L = Left hand



CoroTurn® 107 QSM tool for general turning



Metric (mm)

PSIR [deg]	BAMS [deg]
17.50	0.00

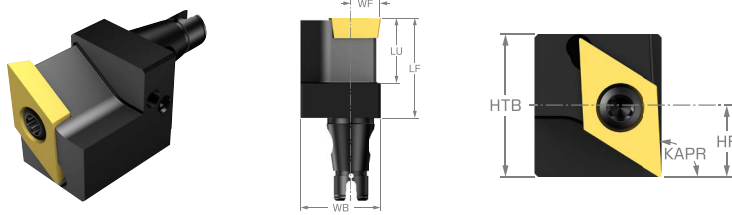
	Ordering code	SSC	LF [mm]	WF [mm]	HF [mm]	KAPR ₁ [deg]	RMPX [deg]	OHX [mm]	CNSC	WB [mm]	CP [bar]	TQ [Nm]	MIID
NEW	QSM12-SVVBN-11C	11	25.00	0.29	6.0	72.5	68.50	25.0	1	16.0	150	0.9	VBMT 11 03 04
NEW	QSM16-SVVBN-11C	11	25.00	0.29	8.0	72.5	70.00	25.0	1	18.0	150	0.9	VBMT 11 03 04

Imperial (inch)

PSIR [deg]	BAMS [deg]
17.500	0.000

	Ordering code	SSC	LF [inch]	WF [inch]	HF [inch]	KAPR ₁ [deg]	RMPX [deg]	OHX [inch]	CNSC	WB [inch]	CP [lbf/in2]	TQ [ft]	MIID
NEW	QSM12-SVVBN-11C	1/4	0.984	0.011	0.236	72.5	68.50	0.984	1	0.630	2176	0.7	VBMT 11 03 04
NEW	QSM16-SVVBN-11C	1/4	0.984	0.011	0.315	72.5	70.00	0.984	1	0.709	2176	0.7	VBMT 11 03 04

CoroTurn® 107 QSM tool for Y-axis general turning



Metric (mm)

RMPX [deg]	PSIR [deg]	BAMS [deg]
27.00	-3.00	0.00

	Ordering code	SSC	LF [mm]	WF [mm]	HF [mm]	KAPR ₁ [deg]	LU [mm]	OHX [mm]	CNSC	WB [mm]	CP [bar]	TQ [Nm]	MIID
NEW	QSM12-SDJCR-11B-Y	11	21.00	6.00	6.0	93.0	13.00	21.0	1	16.0	150	3.0	DCMT 11 T3 02
NEW	QSM16-SDJCR-11B-Y	11	25.00	8.00	8.0	93.0	23.00	25.0	1	17.6	150	3.0	DCMT 11 T3 02

R = Right hand, L = Left hand

Imperial (inch)

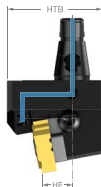
RMPX [deg]	PSIR [deg]	BAMS [deg]
27.00	-3.000	0.000

	Ordering code	SSC	LF [inch]	WF [inch]	HF [inch]	KAPR ₁ [deg]	LU [inch]	OHX [inch]	CNSC	WB [inch]	CP [lbf/in2]	TQ [ft]	MIID
NEW	QSM12-SDJCR-11B-Y	3/8	0.827	0.236	0.236	93.0	0.512	0.827	1	0.630	2176	2.2	DCMT 11 T3 02
NEW	QSM16-SDJCR-11B-Y	3/8	0.984	0.315	0.315	93.0	0.906	0.984	1	0.693	2176	2.2	DCMT 11 T3 02

R = Right hand, L = Left hand



CoroThread® 266 QSM tool for thread turning



Metric (mm)

	Ordering code	SSC	LF [mm]	WF [mm]	HF [mm]	OHX [mm]	CNSC	WB [mm]	CP [bar]	TQ [Nm]
NEW	QSM12-266LFA-16A	16	26.00	6.00	6.0	26.0	1	16.0	150	3.0
NEW	QSM12-266RFA-16A	16	26.00	6.00	6.0	26.0	1	16.0	150	3.0
NEW	QSM16-266LFA-16A	16	26.00	8.00	8.0	26.0	1	18.0	150	3.0
NEW	QSM16-266RFA-16A	16	26.00	8.00	8.0	26.0	1	18.0	150	3.0

R = Right hand, L = Left hand

BAMS
[deg]
0.00

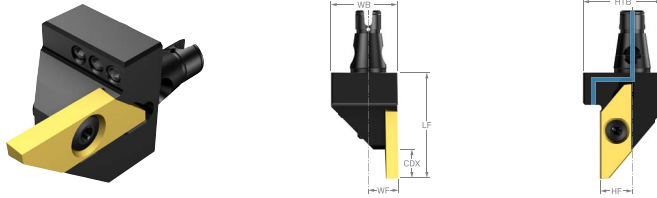
Imperial (inch)

	Ordering code	SSC	LF [inch]	WF [inch]	HF [inch]	OHX [inch]	CNSC	WB [inch]	CP [lbf/in2]	TQ [ft]
NEW	QSM12-266LFA-16A	3/8	1.024	0.236	0.236	1.024	1	0.630	2176	2.2
NEW	QSM12-266RFA-16A	3/8	1.024	0.236	0.236	1.024	1	0.630	2176	2.2
NEW	QSM16-266LFA-16A	3/8	1.024	0.315	0.315	1.024	1	0.709	2176	2.2
NEW	QSM16-266RFA-16A	3/8	1.024	0.315	0.315	1.024	1	0.709	2176	2.2

R = Right hand, L = Left hand

BAMS
[deg]
0.000

CoroCut® XS QSM tool for parting and grooving



CDX
[mm]

 8.5

Metric (mm)

	Ordering code	SSC	LF [mm]	WF [mm]	HF [mm]	OHX [mm]	OHN [mm]	CNSC	WB [mm]	CP [bar]	TQ [Nm]
NEW	QSM12-SMALL-3A	3	28.00	6.00	6.0	28.0	28.0	1	16.0	150	1.2
NEW	QSM12-SMALR-3A	3	28.00	6.00	6.0	28.0	28.0	1	16.0	150	1.2
NEW	QSM16-SMALL-3A	3	28.00	8.00	8.0	28.0		1	18.0	150	1.2
NEW	QSM16-SMALR-3A	3	28.00	8.00	8.0	28.0		1	18.0	150	1.2

R = Right hand. L = Left hand

CDX
[inch]

 0.335

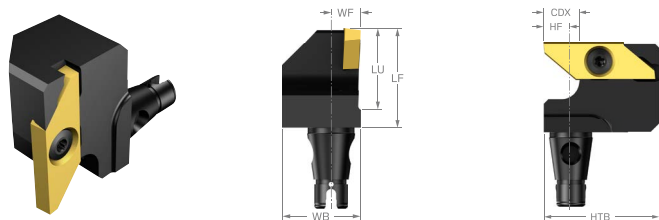
Imperial (inch)

	Ordering code	SSC	LF [inch]	WF [inch]	HF [inch]	OHX [inch]	OHN [inch]	CNSC	WB [inch]	CP [lbf/in2]	TQ [ft]
NEW	QSM12-SMALL-3A	3	1.102	0.236	0.236	1.102	1.102	1	0.630	2176	0.9
NEW	QSM12-SMALR-3A	3	1.102	0.236	0.236	1.102	1.102	1	0.630	2176	0.9
NEW	QSM16-SMALL-3A	3	1.102	0.315	0.315	1.102		1	0.709	2176	0.9
NEW	QSM16-SMALR-3A	3	1.102	0.315	0.315	1.102		1	0.709	2176	0.9

R = Right hand. L = Left hand



CoroCut® XS QSM tool for Y-axis parting and grooving



Metric (mm)

	Ordering code	SSC	LF [mm]	WF [mm]	HF [mm]	LU [mm]	OHX [mm]	CNSC	WB [mm]	CP [bar]	TQ [Nm]
NEW	QSM12-SMALR-3B-Y	3	20.00	6.00	6.0	15.00	20.0	1	26.0	150	1.2
NEW	QSM16-SMALR-3B-Y	3	25.00	8.00	8.0	20.00	25.0	1	26.0	150	1.2

R = Right hand, L = Left hand

CDX
[mm]
8.5

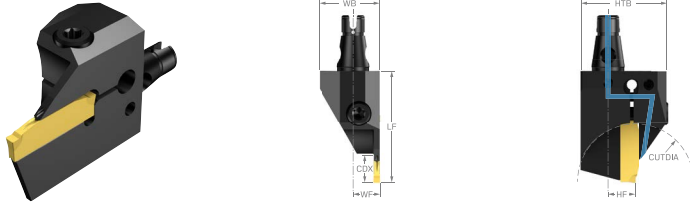
Imperial (inch)

	Ordering code	SSC	LF [inch]	WF [inch]	HF [inch]	LU [inch]	OHX [inch]	CNSC	WB [inch]	CP [lbf/in2]	TQ [ft]
NEW	QSM12-SMALR-3B-Y	3	0.787	0.236	0.236	0.591	0.787	1	1.024	2176	0.9
NEW	QSM16-SMALR-3B-Y	3	0.984	0.315	0.315	0.787	0.984	1	1.024	2176	0.9

R = Right hand, L = Left hand

CDX
[inch]
0.335

CoroCut® 2 QSM tool for parting and grooving



Metric (mm)

	Ordering code	SSC	LF [mm]	WF [mm]	HF [mm]	OHX [mm]	CNSC	WB [mm]	CDX [mm]	CP [bar]	TQ [Nm]
NEW	C2R-QSM12-LE15AD	E	32.00	6.00	6.0	32.0	1	16.0	15.0	150	2.5
NEW	C2R-QSM12-LF15AD	F	28.00	6.00	6.0	28.0	1	16.0	15.0	150	2.5
NEW	C2R-QSM12-RE15AD	E	32.00	6.00	6.0	32.0	1	16.0	15.0	150	2.5
NEW	C2R-QSM12-RF15AD	F	28.00	6.00	6.0	28.0	1	16.0	15.0	150	2.5
NEW	C2R-QSM16-LE17AD	E	33.00	8.00	8.0	33.0	1	18.0	17.0	150	2.5
NEW	C2R-QSM16-LG17AD	G	32.00	8.00	8.0	32.0	1	18.0	17.0	150	2.5
NEW	C2R-QSM16-RE17AD	E	33.00	8.00	8.0	33.0	1	18.0	17.0	150	2.5
NEW	C2R-QSM16-RG17AD	G	32.00	8.00	8.0	32.0	1	18.0	17.0	150	2.5

R = Right hand, L = Left hand

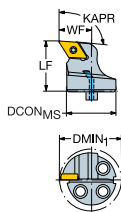
Imperial (inch)

	Ordering code	SSC	LF [inch]	WF [inch]	HF [inch]	OHX [inch]	CNSC	WB [inch]	CDX [inch]	CP [lbf/in2]	TQ [ft]
NEW	C2R-QSM12-LE15AD	E	1.260	0.236	0.236	1.260	1	0.630	0.591	2176	1.8
NEW	C2R-QSM12-LF15AD	F	1.102	0.236	0.236	1.102	1	0.630	0.591	2176	1.8
NEW	C2R-QSM12-RE15AD	E	1.260	0.236	0.236	1.260	1	0.630	0.591	2176	1.8
NEW	C2R-QSM12-RF15AD	F	1.102	0.236	0.236	1.102	1	0.630	0.591	2176	1.8
NEW	C2R-QSM16-LE17AD	E	1.299	0.315	0.315	1.299	1	0.709	0.669	2176	1.8
NEW	C2R-QSM16-LG17AD	G	1.260	0.315	0.315	1.260	1	0.709	0.669	2176	1.8
NEW	C2R-QSM16-RE17AD	E	1.299	0.315	0.315	1.299	1	0.709	0.669	2176	1.8
NEW	C2R-QSM16-RG17AD	G	1.260	0.315	0.315	1.260	1	0.709	0.669	2176	1.8

R = Right hand, L = Left hand



CoroTurn® 107 head for turning



RMPX [deg]	PSIR [deg]	BAMS [deg]
32.00	-1.00	0.00

Metric (mm)

	Ordering code	SSC	DMIN ₁ [mm]	DCON _{MS} [mm]	LF [mm]	WF [mm]	HF [mm]	KAPR ₁ [deg]	OHX [mm]	CNSC	CP [bar]	TQ [Nm]	MIID
	570-SDTCL-20-07-16.5	07	27.0	20.00	20.00	16.50	0.0	91.0	20.0	8	40	0.9	DCMT 07 02 04
	570-SDTCL-20-11-16.5	11	27.0	20.00	20.00	16.50	0.0	91.0	20.0	8	40	3.0	DCMT 11 T3 04
	570-SDTCR-20-07-16.5	07	27.0	20.00	20.00	16.50	0.0	91.0	20.0	8	40	0.9	DCMT 07 02 04
	570-SDTCR-20-11-16.5	11	27.0	20.00	20.00	16.50	0.0	91.0	20.0	8	40	3.0	DCMT 11 T3 04

R = Right hand, L = Left hand

RMPX [deg]	PSIR [deg]	BAMS [deg]
32.00	-1.000	0.000


Imperial (inch)

	Ordering code	SSC	DMIN ₁ [inch]	DCON _{MS} [inch]	LF [inch]	WF [inch]	HF [inch]	KAPR ₁ [deg]	OHX [inch]	CNSC	CP [lbf/in2]	TQ [ft]	MIID
	570-SDTCL-20-07-16.5	1/4	1.06	0.787	0.787	0.650	0.000	91.0	0.787	8	580	0.7	DCMT 07 02 04
	570-SDTCL-20-11-16.5	3/8	1.06	0.787	0.787	0.650	0.000	91.0	0.787	8	580	2.2	DCMT 11 T3 04
	570-SDTCR-20-07-16.5	1/4	1.06	0.787	0.787	0.650	0.000	91.0	0.787	8	580	0.7	DCMT 07 02 04
	570-SDTCR-20-11-16.5	3/8	1.06	0.787	0.787	0.650	0.000	91.0	0.787	8	580	2.2	DCMT 11 T3 04

R = Right hand, L = Left hand



CoroTurn® 107 head for turning



Metric (mm)

RMPX [deg]	PSIR [deg]	BAMS [deg]
50.00	-3.00	0.00

	Ordering code	SSC	DMIN ₁ [mm]	DCON _{MS} [mm]	LF [mm]	WF [mm]	HF [mm]	KAPR ₁ [deg]	OHX [mm]	CNSC	CP [bar]	TQ [Nm]	MIID
NEW	SL-SVUBL-20-1102-16D	11	27.0	20.00	20.00	16.00	0.0	93.0	20.0	8	40	0.9	VBMT 11 02 04
NEW	SL-SVUBR-20-1102-16D	11	27.0	20.00	20.00	16.00	0.0	93.0	20.0	8	40	0.9	VBMT 11 02 04

R = Right hand, L = Left hand

Imperial (inch)

RMPX [deg]	PSIR [deg]	BAMS [deg]
50.00	-3.000	0.000

	Ordering code	SSC	DMIN ₁ [inch]	DCON _{MS} [inch]	LF [inch]	WF [inch]	HF [inch]	KAPR ₁ [deg]	OHX [inch]	CNSC	CP [lbf/in2]	TQ [ft]	MIID
NEW	SL-SVUBL-20-1102-16D	1/4	1.06	0.787	0.787	0.630	0.000	93.0	0.787	8	580	0.7	VBMT 11 02 04
NEW	SL-SVUBR-20-1102-16D	1/4	1.06	0.787	0.787	0.630	0.000	93.0	0.787	8	580	0.7	VBMT 11 02 04

R = Right hand, L = Left hand



CoroTurn® 107 head for turning



Metric (mm)

RMPX [deg]	PSIR [deg]	BAMS [deg]
0.00	-5.00	0.00

	Ordering code	SSC	DMIN ₁ [mm]	DCON _{MS} [mm]	LF [mm]	WF [mm]	HF [mm]	KAPR ₁ [deg]	OHX [mm]	CNSC	CP [bar]	TQ [Nm]	MIID
NEW	SL-SCLCL-16-06-11D	06	20.0	16.00	20.00	11.00	0.0	95.0	20.0	8	40	0.9	CCMT 06 02 04
NEW	SL-SCLCL-20-09-13D	09	25.0	20.00	20.00	13.00	0.0	95.0	20.0	8	40	3.0	CCMT 09 T3 08
NEW	SL-SCLCR-16-06-11D	06	20.0	16.00	20.00	11.00	0.0	95.0	20.0	8	40	0.9	CCMT 06 02 04
NEW	SL-SCLCR-20-09-13D	09	25.0	20.00	20.00	13.00	0.0	95.0	20.0	8	40	3.0	CCMT 09 T3 08

R = Right hand, L = Left hand

Imperial (inch)

RMPX [deg]	PSIR [deg]	BAMS [deg]
0.00	-5.000	0.000

	Ordering code	SSC	DMIN ₁ [inch]	DCON _{MS} [inch]	LF [inch]	WF [inch]	HF [inch]	KAPR ₁ [deg]	OHX [inch]	CNSC	CP [lbf/in2]	TQ [ft]	MIID
NEW	SL-SCLCL-16-06-11D	1/4	0.79	0.630	0.787	0.433	0.000	95.0	0.787	8	580	0.7	CCMT 06 02 04
NEW	SL-SCLCL-20-09-13D	3/8	0.98	0.787	0.787	0.512	0.000	95.0	0.787	8	580	2.2	CCMT 09 T3 08
NEW	SL-SCLCR-16-06-11D	1/4	0.79	0.630	0.787	0.433	0.000	95.0	0.787	8	580	0.7	CCMT 06 02 04
NEW	SL-SCLCR-20-09-13D	3/8	0.98	0.787	0.787	0.512	0.000	95.0	0.787	8	580	2.2	CCMT 09 T3 08

R = Right hand, L = Left hand

CoroTurn® 107 head for turning



Metric (mm)

RMPX [deg]	PSIR [deg]	BAMS [deg]
27.00	-3.00	0.00

	Ordering code	SSC	DMIN ₁ [mm]	DCON _{MS} [mm]	LF [mm]	WF [mm]	HF [mm]	KAPR ₁ [deg]	OHX [mm]	CNSC	CP [bar]	TQ [Nm]	MIID
NEW	SL-SDUCL-16-07-11D	07	20.0	16.00	20.00	11.00	0.0	93.0	20.0	8	40	0.9	DCMT 07 02 04
NEW	SL-SDUCL-20-11-13D	11	25.0	20.00	20.00	13.00	0.0	93.0	20.0	8	40	3.0	DCMT 11 T3 08
NEW	SL-SDUCR-16-07-11D	07	20.0	16.00	20.00	11.00	0.0	93.0	20.0	8	40	0.9	DCMT 07 02 04
NEW	SL-SDUCR-20-11-13D	11	25.0	20.00	20.00	13.00	0.0	93.0	20.0	8	40	3.0	DCMT 11 T3 08

R = Right hand. L = Left hand

Imperial (inch)

RMPX [deg]	PSIR [deg]	BAMS [deg]
27.00	-3.000	0.000

	Ordering code	SSC	DMIN ₁ [inch]	DCON _{MS} [inch]	LF [inch]	WF [inch]	HF [inch]	KAPR ₁ [deg]	OHX [inch]	CNSC	CP [lbf/in2]	TQ [ft]	MIID
NEW	SL-SDUCL-16-07-11D	1/4	0.79	0.630	0.787	0.433	0.000	93.0	0.787	8	580	0.7	DCMT 07 02 04
NEW	SL-SDUCL-20-11-13D	3/8	0.98	0.787	0.787	0.512	0.000	93.0	0.787	8	580	2.2	DCMT 11 T3 08
NEW	SL-SDUCR-16-07-11D	1/4	0.79	0.630	0.787	0.433	0.000	93.0	0.787	8	580	0.7	DCMT 07 02 04
NEW	SL-SDUCR-20-11-13D	3/8	0.98	0.787	0.787	0.512	0.000	93.0	0.787	8	580	2.2	DCMT 11 T3 08

R = Right hand. L = Left hand



CoroTurn® 107 head for turning



Metric (mm)

RMPX [deg]	PSIR [deg]	LPR [mm]	BAMS [deg]
60.00	27.50	18.8	0.00

	Ordering code	SSC	DMIN ₁ [mm]	DCON _{MS} [mm]	LF [mm]	WF [mm]	HF [mm]	KAPR ₁ [deg]	KAPR ₂ [deg]	OHX [mm]	CNSC	CP [bar]	TQ [Nm]	MIID
NEW	SL-SDXCL-16-07-13D	07	22.0	16.00	15.00	13.00	0.0	62.5	62.5	15.0	8	40	0.9	DCMT 07 02 04
NEW	SL-SDXCL-20-07-15D	07	27.0	20.00	15.00	15.00	0.0	62.5	62.5	15.0	8	40	0.9	DCMT 07 02 04
NEW	SL-SDXCR-16-07-13D	07	22.0	16.00	15.00	13.00	0.0	62.5	62.5	15.0	8	40	0.9	DCMT 07 02 04
NEW	SL-SDXCR-20-07-15D	07	27.0	20.00	15.00	15.00	0.0	62.5	62.5	15.0	8	40	0.9	DCMT 07 02 04

R = Right hand, L = Left hand

Imperial (inch)

RMPX [deg]	PSIR [deg]	LPR [inch]	BAMS [deg]
60.00	27.500	0.740	0.000

	Ordering code	SSC	DMIN ₁ [inch]	DCON _{MS} [inch]	LF [inch]	WF [inch]	HF [inch]	KAPR ₁ [deg]	KAPR ₂ [deg]	OHX [inch]	CNSC	CP [lbf/in2]	TQ [ft]	MIID
NEW	SL-SDXCL-16-07-13D	1/4	0.87	0.630	0.591	0.512	0.000	62.5	62.5	0.591	8	580	0.7	DCMT 07 02 04
NEW	SL-SDXCL-20-07-15D	1/4	1.06	0.787	0.591	0.591	0.000	62.5	62.5	0.591	8	580	0.7	DCMT 07 02 04
NEW	SL-SDXCR-16-07-13D	1/4	0.87	0.630	0.591	0.512	0.000	62.5	62.5	0.591	8	580	0.7	DCMT 07 02 04
NEW	SL-SDXCR-20-07-15D	1/4	1.06	0.787	0.591	0.591	0.000	62.5	62.5	0.591	8	580	0.7	DCMT 07 02 04

R = Right hand, L = Left hand

CoroTurn® 107 head for turning



Metric (mm)

RMPX [deg]	PSIR [deg]	BAMS [deg]
0.00	-1.00	0.00

	Ordering code	SSC	DMIN ₁ [mm]	DCON _{MS} [mm]	LF [mm]	WF [mm]	HF [mm]	KAPR ₁ [deg]	OHX [mm]	CNSC	CP [bar]	TQ [Nm]	MIID
NEW	SL-STFCL-16-09-11D	09	20.0	16.00	20.00	11.00	0.0	91.0	20.0	8	40	0.9	TCMT 09 02 04
NEW	SL-STFCL-16-11-11D	11	20.0	16.00	20.00	11.00	0.0	91.0	20.0	8	40	0.9	TCMT 11 03 04
NEW	SL-STFCL-20-11-13D	11	25.0	20.00	20.00	13.00	0.0	91.0	20.0	8	40	0.9	TCMT 11 03 04
NEW	SL-STFCR-16-09-11D	09	20.0	16.00	20.00	11.00	0.0	91.0	20.0	8	40	0.9	TCMT 09 02 04
NEW	SL-STFCR-16-11-11D	11	20.0	16.00	20.00	11.00	0.0	91.0	20.0	8	40	0.9	TCMT 11 03 04
NEW	SL-STFCR-20-11-13D	11	25.0	20.00	20.00	13.00	0.0	91.0	20.0	8	40	0.9	TCMT 11 03 04

R = Right hand, L = Left hand

Imperial (inch)

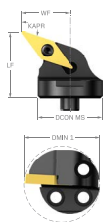
RMPX [deg]	PSIR [deg]	BAMS [deg]
0.00	-1.000	0.000

	Ordering code	SSC	DMIN ₁ [inch]	DCON _{MS} [inch]	LF [inch]	WF [inch]	HF [inch]	KAPR ₁ [deg]	OHX [inch]	CNSC	CP [lbf/in2]	TQ [ft]	MIID
NEW	SL-STFCL-16-09-11D	7/32	0.79	0.630	0.787	0.433	0.000	91.0	0.787	8	580	0.7	TCMT 09 02 04
NEW	SL-STFCL-16-11-11D	1/4	0.79	0.630	0.787	0.433	0.000	91.0	0.787	8	580	0.7	TCMT 11 03 04
NEW	SL-STFCL-20-11-13D	1/4	0.98	0.787	0.787	0.512	0.000	91.0	0.787	8	580	0.7	TCMT 11 03 04
NEW	SL-STFCR-16-09-11D	7/32	0.79	0.630	0.787	0.433	0.000	91.0	0.787	8	580	0.7	TCMT 09 02 04
NEW	SL-STFCR-16-11-11D	1/4	0.79	0.630	0.787	0.433	0.000	91.0	0.787	8	580	0.7	TCMT 11 03 04
NEW	SL-STFCR-20-11-13D	1/4	0.98	0.787	0.787	0.512	0.000	91.0	0.787	8	580	0.7	TCMT 11 03 04

R = Right hand, L = Left hand



CoroTurn® 107 head for turning



Metric (mm)

RMPX [deg]	PSIR [deg]	BAMS [deg]
35.00	-17.50	0.00

	Ordering code	SSC	DMIN ₁ [mm]	DCON _{MS} [mm]	LF [mm]	WF [mm]	HF [mm]	KAPR ₁ [deg]	OHX [mm]	CNSC	CP [bar]	TQ [Nm]	MIID
NEW	SL-SVQCL-20-11-15D	11	27.0	20.00	20.00	15.00	0.0	107.5	20.0	8	40	0.9	VCMT 11 03 04
NEW	SL-SVQCR-20-11-15D	11	27.0	20.00	20.00	15.00	0.0	107.5	20.0	8	40	0.9	VCMT 11 03 04

R = Right hand, L = Left hand

Imperial (inch)

RMPX [deg]	PSIR [deg]	BAMS [deg]
35.00	-17.500	0.000

	Ordering code	SSC	DMIN ₁ [inch]	DCON _{MS} [inch]	LF [inch]	WF [inch]	HF [inch]	KAPR ₁ [deg]	OHX [inch]	CNSC	CP [lbf/in2]	TQ [ft]	MIID
NEW	SL-SVQCL-20-11-15D	1/4	1.06	0.787	0.787	0.591	0.000	107.5	0.787	8	580	0.7	VCMT 11 03 04
NEW	SL-SVQCR-20-11-15D	1/4	1.06	0.787	0.787	0.591	0.000	107.5	0.787	8	580	0.7	VCMT 11 03 04

R = Right hand, L = Left hand

CoroTurn® 107 head for turning



Metric (mm)

RMPX [deg]	PSIR [deg]	BAMS [deg]
45.00	-3.00	0.00

	Ordering code	SSC	DMIN ₁ [mm]	DCON _{MS} [mm]	LF [mm]	WF [mm]	HF [mm]	KAPR ₁ [deg]	OHX [mm]	CNSC	CP [bar]	TQ [Nm]	MIID
NEW	SL-SVUCL-20-11-15D	11	27.0	20.00	20.00	15.00	0.0	93.0	20.0	8	40	0.9	VCMT 11 03 04
NEW	SL-SVUCR-20-11-15D	11	27.0	20.00	20.00	15.00	0.0	93.0	20.0	8	40	0.9	VCMT 11 03 04

R = Right hand, L = Left hand

Imperial (inch)

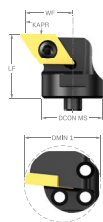
RMPX [deg]	PSIR [deg]	BAMS [deg]
45.00	-3.000	0.000

	Ordering code	SSC	DMIN ₁ [inch]	DCON _{MS} [inch]	LF [inch]	WF [inch]	HF [inch]	KAPR ₁ [deg]	OHX [inch]	CNSC	CP [lbf/in2]	TQ [ft]	MIID
NEW	SL-SVUCL-20-11-15D	1/4	1.06	0.787	0.787	0.591	0.000	93.0	0.787	8	580	0.7	VCMT 11 03 04
NEW	SL-SVUCR-20-11-15D	1/4	1.06	0.787	0.787	0.591	0.000	93.0	0.787	8	580	0.7	VCMT 11 03 04

R = Right hand, L = Left hand



CoroTurn® 107 head for turning



Metric (mm)

RMPX [deg]	PSIR [deg]	BAMS [deg]
32.00	-1.00	0.00

	Ordering code	SSC	DMIN ₁ [mm]	DCON _{MS} [mm]	LF [mm]	WF [mm]	HF [mm]	KAPR ₁ [deg]	OHX [mm]	CNSC	CP [bar]	TQ [Nm]	MIID
NEW	SL-SDTCL-20-07-16.5D	07	27.0	20.00	20.00	16.50	0.0	91.0	20.0	8	40	0.9	DCMT 07 02 04
NEW	SL-SDTCL-20-11-16.5D	11	27.0	20.00	20.00	16.50	0.0	91.0	20.0	8	40	3.0	DCMT 11 T3 04
NEW	SL-SDTCR-20-07-16.5D	07	27.0	20.00	20.00	16.50	0.0	91.0	20.0	8	40	0.9	DCMT 07 02 04
NEW	SL-SDTCR-20-11-16.5D	11	27.0	20.00	20.00	16.50	0.0	91.0	20.0	8	40	3.0	DCMT 11 T3 04

R = Right hand, L = Left hand

Imperial (inch)

RMPX [deg]	PSIR [deg]	BAMS [deg]
32.00	-1.000	0.000

	Ordering code	SSC	DMIN ₁ [inch]	DCON _{MS} [inch]	LF [inch]	WF [inch]	HF [inch]	KAPR ₁ [deg]	OHX [inch]	CNSC	CP [lbf/in2]	TQ [ft]	MIID
NEW	SL-SDTCL-20-07-16.5D	1/4	1.06	0.787	0.787	0.650	0.000	91.0	0.787	8	580	0.7	DCMT 07 02 04
NEW	SL-SDTCL-20-11-16.5D	3/8	1.06	0.787	0.787	0.650	0.000	91.0	0.787	8	580	2.2	DCMT 11 T3 04
NEW	SL-SDTCR-20-07-16.5D	1/4	1.06	0.787	0.787	0.650	0.000	91.0	0.787	8	580	0.7	DCMT 07 02 04
NEW	SL-SDTCR-20-11-16.5D	3/8	1.06	0.787	0.787	0.650	0.000	91.0	0.787	8	580	2.2	DCMT 11 T3 04

R = Right hand, L = Left hand

CoroTurn® 107 head for back boring



Metric (mm)

RMPX [deg]	PSIR [deg]	LPR [mm]	BAMS [deg]
27.00	-3.00	26.6	0.00

	Ordering code	SSC	DMIN ₁ [mm]	DCON _{MS} [mm]	LF [mm]	WF [mm]	HF [mm]	KAPR ₁ [deg]	OHX [mm]	CNSC	CP [bar]	TQ [Nm]	MIID
NEW	SL-SDUCL-16-07-05XD	07	22.0	16.00	15.00	13.00	0.0	93.0	15.0	8	40	0.9	DCMT 07 02 04
NEW	SL-SDUCL-20-07-05XD	07	27.0	20.00	15.00	15.00	0.0	93.0	15.0	8	40	0.9	DCMT 07 02 04
NEW	SL-SDUCR-16-07-05XD	07	22.0	16.00	15.00	13.00	0.0	93.0	15.0	8	40	0.9	DCMT 07 02 04
NEW	SL-SDUCR-20-07-05XD	07	27.0	20.00	15.00	15.00	0.0	93.0	15.0	8	40	0.9	DCMT 07 02 04

R = Right hand. L = Left hand

Imperial (inch)

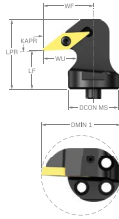
RMPX [deg]	PSIR [deg]	LPR [inch]	BAMS [deg]
27.00	-3.000	1.047	0.000

	Ordering code	SSC	DMIN ₁ [inch]	DCON _{MS} [inch]	LF [inch]	WF [inch]	HF [inch]	KAPR ₁ [deg]	OHX [inch]	CNSC	CP [lbf/in2]	TQ [ft]	MIID
NEW	SL-SDUCL-16-07-05XD	1/4	0.87	0.630	0.591	0.512	0.000	93.0	0.591	8	580	0.7	DCMT 07 02 04
NEW	SL-SDUCL-20-07-05XD	1/4	1.06	0.787	0.591	0.591	0.000	93.0	0.591	8	580	0.7	DCMT 07 02 04
NEW	SL-SDUCR-16-07-05XD	1/4	0.87	0.630	0.591	0.512	0.000	93.0	0.591	8	580	0.7	DCMT 07 02 04
NEW	SL-SDUCR-20-07-05XD	1/4	1.06	0.787	0.591	0.591	0.000	93.0	0.591	8	580	0.7	DCMT 07 02 04

R = Right hand. L = Left hand



CoroTurn® 107 head for back boring



Metric (mm)

RMPX [deg]	PSIR [deg]	LPR [mm]	BAMS [deg]
30.00	-3.00	27.0	0.00

	Ordering code	SSC	DMIN ₁ [mm]	DCON _{MS} [mm]	LF [mm]	WF [mm]	HF [mm]	KAPR ₁ [deg]	OHX [mm]	CNSC	CP [bar]	TQ [Nm]	MIID
NEW	SL-SVUCL-20-11-10XD	11	32.0	20.00	15.00	20.00	0.0	93.0	15.0	8	40	0.9	VCMT 11 03 04
NEW	SL-SVUCR-20-11-10XD	11	32.0	20.00	15.00	20.00	0.0	93.0	15.0	8	40	0.9	VCMT 11 03 04

R = Right hand, L = Left hand

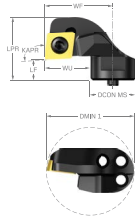

Imperial (inch)

RMPX [deg]	PSIR [deg]	LPR [inch]	BAMS [deg]
30.00	-3.000	1.063	0.000

	Ordering code	SSC	DMIN ₁ [inch]	DCON _{MS} [inch]	LF [inch]	WF [inch]	HF [inch]	KAPR ₁ [deg]	OHX [inch]	CNSC	CP [lbf/in2]	TQ [ft]	MIID
NEW	SL-SVUCL-20-11-10XD	1/4	1.26	0.787	0.591	0.787	0.000	93.0	0.591	8	580	0.7	VCMT 11 03 04
NEW	SL-SVUCR-20-11-10XD	1/4	1.26	0.787	0.591	0.787	0.000	93.0	0.591	8	580	0.7	VCMT 11 03 04

R = Right hand, L = Left hand

CoroTurn® 107 head for back boring



Metric (mm)

RMPX [deg]	PSIR [deg]	LPR [mm]	BAMS [deg]
7.00	-3.00	22.0	0.00

	Ordering code	SSC	DMIN ₁ [mm]	DCON _{MS} [mm]	LF [mm]	WF [mm]	HF [mm]	KAPR ₁ [deg]	OHX [mm]	CNSC	CP [bar]	TQ [Nm]	MIID
NEW	SL-SCUCR-16-09-16XA	09	33.0	16.00	7.00	24.00	0.0	93.0	7.0	1	70	3.0	CCMT 09 T3 08
NEW	SL-SCUCR-20-09-20XA	09	41.0	20.00	7.00	30.00	0.0	93.0	7.0	1	70	3.0	CCMT 09 T3 08

R = Right hand, L = Left hand

Imperial (inch)

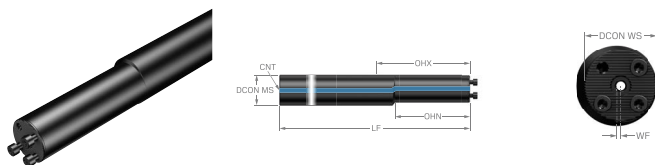
RMPX [deg]	PSIR [deg]	LPR [inch]	BAMS [deg]
7.00	-3.000	0.866	0.000

	Ordering code	SSC	DMIN ₁ [inch]	DCON _{MS} [inch]	LF [inch]	WF [inch]	HF [inch]	KAPR ₁ [deg]	OHX [inch]	CNSC	CP [lbf/in2]	TQ [ft]	MIID
NEW	SL-SCUCR-16-09-16XA	3/8	1.30	0.630	0.276	0.945	0.000	93.0	0.276	1	1015	2.2	CCMT 09 T3 08
NEW	SL-SCUCR-20-09-20XA	3/8	1.61	0.787	0.276	1.181	0.000	93.0	0.276	1	1015	2.2	CCMT 09 T3 08

R = Right hand, L = Left hand



Cylindrical shank to CoroTurn® SL damped adaptor



Metric (mm)

	Ordering code	DCON _{MS} [mm]	LF ₁ [mm]	WF ₁ [mm]	OHX [mm]	OHN [mm]	CNSC	BD ₁ [mm]	CNT	CP [bar]	TQ [Nm]
NEW	HT30D-CY16 156-16	16.00	156.00	0.00	92.0	55.0	1	16.0	G 1/8-28	70	2.0
NEW	HT30D-CY20 200-20	20.00	200.00	0.00	120.0	70.0	1	20.0	G 1/4-19	70	2.8
NEW	HT30D-CY25 255-25	25.00	255.00	0.00	158.0	88.0	1	25.0	G 1/4-19	70	3.7
NEW	HT30D-CY25 330-25	25.00	330.00	0.00	230.0	155.0	1	25.0	G 1/4-19	70	3.7
	HT30D-CY32 320-32	32.00	320.00	0.00	192.0	100.0	1	32.0	G 3/8-19	80	7.0
	HT30D-CY32 416-32	32.00	416.00	0.00	288.0	192.0	1	32.0	G 3/8-19	80	7.0
	HT30D-CY40 408-40	40.00	408.00	0.00	248.0	128.0	1	40.0	G 1/2-14	80	15.0
	HT30D-CY40 528-40	40.00	528.00	0.00	368.0	248.0	1	40.0	G 1/2-14	80	15.0

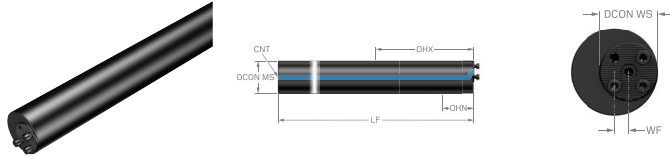
R = Right hand, L = Left hand

Imperial (inch)

	Ordering code	DCON _{MS} [inch]	LF ₁ [inch]	WF ₁ [inch]	OHX [inch]	OHN [inch]	CNSC	BD ₁ [inch]	CNT	CP [lbf/in2]	TQ [ft]
NEW	HT30D-CYA10 156-16	0.625	6.142	0.000	3.583	2.165	1	0.630	G 1/8-28	1015	1.5
NEW	HT30D-CYA12 190-20	0.750	7.874	0.000	4.449	3.071	1	0.787	G 1/8-28	1015	2.1
NEW	HT30D-CYA16 260-25	1.000	10.197	0.000	6.220	3.346	1	1.000	G 1/4-19	1015	2.7
NEW	HT30D-CYA16 336-25	1.000	13.213	0.000	9.213	6.102	1	1.000	G 1/4-19	1015	2.7
	HT30D-CYA20 317-32	1.250	12.480	0.000	7.480	3.740	1	1.250	G 3/8-19	1160	5.2
	HT30D-CYA20 412-32	1.250	16.220	0.000	11.220	7.480	1	1.250	G 3/8-19	1160	5.2
	HT30D-CYA28 457-40	1.750	17.992	0.088	11.024	5.787	1	1.575	G 1/2-14	1160	11.1
	HT30D-CYA28 590-40	1.750	23.228	0.088	16.260	11.024	1	1.575	G 1/2-14	1160	11.1

R = Right hand, L = Left hand

Cylindrical shank to CoroTurn® SL damped adaptor



Metric (mm)

Ordering code	DCON _{MS} [mm]	LF ₁ [mm]	WF ₁ [mm]	OHX [mm]	OHN [mm]	CNSC	BD ₁ [mm]	CNT	CP [bar]	TQ [Nm]
HT30D-CY50 518-40	50.00	518.00	5.00	318.0	168.0	1	50.0	G 1/2-14	80	15.0
HT30D-CY50 668-40	50.00	668.00	5.00	468.0	318.0	1	50.0	G 1/2-14	80	15.0
HT30D-CY60 628-40	60.00	628.00	10.00	388.0	208.0	1	60.0	G 3/4-14	80	15.0
HT30D-CY60 808-40	60.00	808.00	10.00	568.0	388.0	1	60.0	G 3/4-14	80	15.0

R = Right hand. L = Left hand

Imperial (inch)

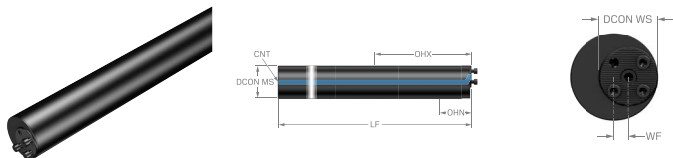
Ordering code	DCON _{MS} [inch]	LF ₁ [inch]	WF ₁ [inch]	OHX [inch]	OHN [inch]	CNSC	BD ₁ [inch]	CNT	CP [lbf/in ²]	TQ [ft]
HT30D-CYA24 387-32	1.500	15.236	0.120	9.252	4.764	1	1.500	G 1/2-14	1160	5.2
HT30D-CYA24 501-32	1.500	19.724	0.120	13.740	9.252	1	1.500	G 1/2-14	1160	5.2
HT30D-CYA32 527-40	2.000	20.748	0.197	12.756	6.772	1	2.000	G 1/2-14	1160	11.1
HT30D-CYA32 679-40	2.000	26.732	0.197	18.740	12.756	1	2.000	G 1/2-14	1160	11.1
HT30D-CYA40 667-40	2.500	26.260	0.463	16.260	8.780	1	2.500	G 3/4-14	1160	11.1
HT30D-CYA40 857-40	2.500	33.740	0.463	23.740	16.260	1	2.500	G 3/4-14	1160	11.1

R = Right hand. L = Left hand



Cylindrical shank to CoroTurn® SL damped adaptor

For threading and grooving operations



Metric (mm)

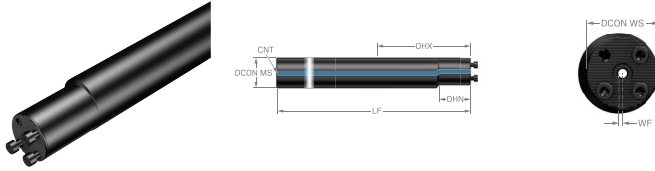
Ordering code	DCON _{MS} [mm]	LF ₁ [mm]	WF ₁ [mm]	OHX [mm]	CNSC	BD ₁ [mm]	CNT	CP [bar]	TQ [Nm]
HT40D-CY40 288-40	40.00	288.00	0.00	128.0	1	40.0	G 1/2-14	80	15.0
HT40D-CY50 368-40	50.00	368.00	5.00	168.0	1	50.0	G 1/2-14	80	15.0
HT40D-CY60 448-40	60.00	448.00	10.00	208.0	1	60.0	G 3/4-14	80	15.0

Imperial (inch)

Ordering code	DCON _{MS} [inch]	LF ₁ [inch]	WF ₁ [inch]	OHX [inch]	CNSC	BD ₁ [inch]	CNT	CP [lbf/in ²]	TQ [ft]
HT40D-CY40 288-40	1.575	11.339	0.000	5.039	1	1.575	G 1/2-14	1160	11.1
HT40D-CY50 368-40	1.969	14.488	0.197	6.614	1	1.969	G 1/2-14	1160	11.1
HT40D-CY60 448-40	2.362	17.638	0.394	8.189	1	2.362	G 3/4-14	1160	11.1

Cylindrical shank to CoroTurn® SL damped adaptor

For threading and grooving operations



Metric (mm)

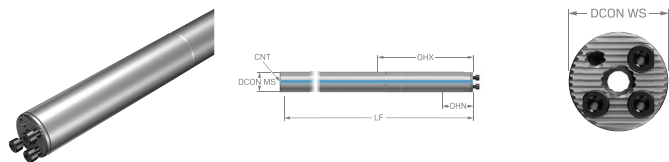
Ordering code	DCON _{MS} [mm]	LF ₁ [mm]	WF ₁ [mm]	OHX [mm]	CNSC	BD ₁ [mm]	CNT	CP [bar]	TQ [Nm]
HT40D-CYA24 273-32	38.10	273.00	3.05	121.0	1	38.1	G 1/2-14	80	7.0
HT40D-CYA28 324-40	44.45	324.00	2.22	147.0	1	44.5	G 1/2-14	80	15.0
HT40D-CYA32 375-40	50.80	375.00	5.00	172.0	1	50.8	G 1/2-14	80	15.0
HT40D-CYA40 476-40	63.50	476.00	11.75	222.0	1	63.5	G 3/4-14	80	15.0

Imperial (inch)

Ordering code	DCON _{MS} [inch]	LF ₁ [inch]	WF ₁ [inch]	OHX [inch]	CNSC	BD ₁ [inch]	CNT	CP [lbf/in ²]	TQ [ft]
HT40D-CYA24 273-32	1.500	10.748	0.120	4.764	1	1.500	G 1/2-14	1160	5.2
HT40D-CYA28 324-40	1.750	12.756	0.088	5.787	1	1.750	G 1/2-14	1160	11.1
HT40D-CYA32 375-40	2.000	14.764	0.197	6.772	1	2.000	G 1/2-14	1160	11.1
HT40D-CYA40 476-40	2.500	18.740	0.463	8.740	1	2.500	G 3/4-14	1160	11.1



Cylindrical shank to CoroTurn® SL damped adaptor



Metric (mm)

	Ordering code	DCON _{MS} [mm]	LF ₁ [mm]	WF ₁ [mm]	OHX [mm]	OHN [mm]	CNSC	BD ₁ [mm]	CP [bar]	TQ [Nm]
NEW	HT31D-CY16 204-16	16.00	204.00	0.00	140.0	96.0	1	16.0	70	2.0
NEW	HT31D-CY20 260-20	20.00	260.00	0.00	180.0	120.0	1	20.0	70	2.8

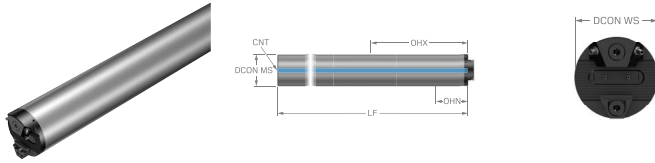
R = Right hand, L = Left hand

Imperial (inch)

	Ordering code	DCON _{MS} [inch]	LF ₁ [inch]	WF ₁ [inch]	OHX [inch]	OHN [inch]	CNSC	BD ₁ [inch]	CP [lbf/in2]	TQ [ft]
NEW	HT31D-CYA10 204-16	0.625	8.031	0.000	5.512	3.150	1	0.638	1015	1.5
NEW	HT31D-CYA12 260-20	0.750	10.236	0.000	7.087	4.016	1	0.787	1015	2.1

R = Right hand, L = Left hand

Cylindrical shank to CoroTurn® SL quick change damped adaptor



Metric (mm)

Ordering code	DCON _{MS} [mm]	LF ₁ [mm]	WF ₁ [mm]	OHX [mm]	OHN [mm]	CNSC	BD ₁ [mm]	CNT	CP [bar]	TQ [Nm]
HT30D-CY80 1075-80	80.00	1075.00	0.00	755.0	515.0	1	80.0	G 3/4-14	80	50.0
HT30D-CY80 835-80	80.00	835.00	0.00	515.0	275.0	1	80.0	G 3/4-14	80	50.0

R = Right hand, L = Left hand

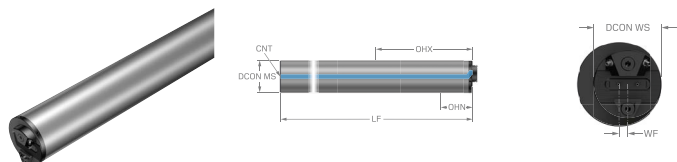
Imperial (inch)

Ordering code	DCON _{MS} [inch]	LF ₁ [inch]	WF ₁ [inch]	OHX [inch]	OHN [inch]	CNSC	BD ₁ [inch]	CNT	CP [lbf/in ²]	TQ [ft]
HT30D-CYA48 1022-80	3.000	40.236	0.000	28.268	19.252	1	3.150	G 3/4-14	1160	36.9
HT30D-CYA48 793-80	3.000	31.220	0.000	19.252	10.236	1	3.150	G 3/4-14	1160	36.9

R = Right hand, L = Left hand



Cylindrical shank to CoroTurn® SL quick change damped adaptor



Metric (mm)

Ordering code	DCON _{MS} [mm]	LF ₁ [mm]	WF ₁ [mm]	OHX [mm]	OHN [mm]	CNSC	BD ₁ [mm]	CNT	CP [bar]	TQ [Nm]
HT30D-CY100 1055L80	100.00	1055.00	10.00	655.0	355.0	1	100.0	G 3/4-14	80	50.0
HT30D-CY100 1055R80	100.00	1055.00	10.00	655.0	355.0	1	100.0	G 3/4-14	80	50.0
HT30D-CY100 1355L80	100.00	1355.00	10.00	955.0	655.0	1	100.0	G 3/4-14	80	50.0
HT30D-CY100 1355R80	100.00	1355.00	10.00	955.0	655.0	1	100.0	G 3/4-14	80	50.0

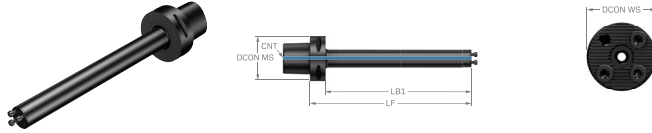
R = Right hand, L = Left hand

Imperial (inch)

Ordering code	DCON _{MS} [inch]	LF ₁ [inch]	WF ₁ [inch]	OHX [inch]	OHN [inch]	CNSC	BD ₁ [inch]	CNT	CP [lbf/in2]	TQ [ft]
HT30D-CYA64 1073L80	4.000	42.244	0.394	26.260	14.252	1	4.000	G 3/4-14	1160	36.9
HT30D-CYA64 1073R80	4.000	42.244	0.394	26.260	14.252	1	4.000	G 3/4-14	1160	36.9
HT30D-CYA64 1377L80	4.000	54.213	0.394	38.228	26.220	1	4.000	G 3/4-14	1160	36.9
HT30D-CYA64 1377R80	4.000	54.213	0.394	38.228	26.220	1	4.000	G 3/4-14	1160	36.9

R = Right hand, L = Left hand

Coromant Capto® to CoroTurn® SL damped adaptor

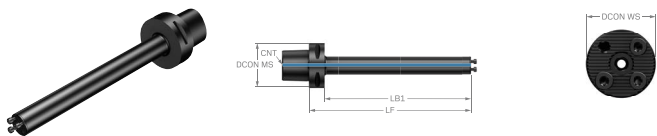


Metric (mm)

	Ordering code	DCON _{MS} [inch]	LF ₁ [inch]	WF ₁ [inch]	OHX [inch]	OHN [inch]	CNSC	BD ₁ [inch]	CP [lbf/in2]	TQ [ft]
NEW	HT30D-C3 16 092-16	1.260	3.228	0.000	3.228	3.228	3	0.630	1015	1.5
NEW	HT30D-C3 20 120-20	1.260	3.976	0.000	3.976	3.976	3	0.787	1015	2.1
NEW	HT30D-C3 25 130-25	1.260	4.921	0.000	4.921	4.921	3	0.984	1015	2.7
NEW	HT30D-C3 25 180-25	1.260	7.087	0.000	7.087	7.087	3	0.984	1015	2.7
NEW	HT30D-C4 16 092-16	1.575	3.465	0.000	3.465	3.465	3	0.630	1015	1.5
NEW	HT30D-C4 20 120-20	1.575	4.213	0.000	4.213	4.213	3	0.787	1015	2.1
NEW	HT30D-C4 25 130-25	1.575	5.197	0.000	5.197	5.197	3	0.984	1015	2.7
NEW	HT30D-C4 25 180-25	1.575	7.087	0.000	7.087	7.087	3	0.984	1015	2.7
NEW	HT30D-C5 16 092-16	1.969	3.346	0.000	3.346	3.346	3	0.630	1015	1.5
NEW	HT30D-C5 20 120-20	1.969	4.291	0.000	4.291	4.291	3	0.787	1015	2.1
NEW	HT30D-C5 25 130-25	1.969	5.236	0.000	5.236	5.236	3	0.984	1015	2.7
NEW	HT30D-C5 25 180-25	1.969	7.087	0.000	7.087	7.087	3	0.984	1015	2.7
NEW	HT30D-C5 25 230-25	1.969	9.055	0.000	9.055	9.055	3	0.984	1015	2.7
NEW	HT30D-C6 16 092-16	2.480	3.465	0.000	3.465	3.465	3	0.630	1015	1.5
NEW	HT30D-C6 20 120-20	2.480	4.252	0.000	4.252	4.252	3	0.787	1015	2.1
NEW	HT30D-C6 25 130-25	2.480	5.197	0.000	5.197	5.197	3	0.984	1015	2.7
NEW	HT30D-C6 25 180-25	2.480	7.087	0.000	7.087	7.087	3	0.984	1015	2.7
NEW	HT30D-C6 25 230-25	2.480	9.055	0.000	9.055	9.055	3	0.984	1015	2.7
NEW	HT30D-C8 25 130-25	3.150	5.118	0.000	5.118	5.118	3	0.984	1015	2.7
NEW	HT30D-C8 25 180-25	3.150	7.874	0.000	7.874	7.874	3	0.984	1015	2.7
NEW	HT30D-C8 25 230-25	3.150	9.843	0.000	9.843	9.843	3	0.984	1015	2.7



Coromant Capto® to CoroTurn® SL damped adaptor



Imperial (inch)

	Ordering code	DCON _{MS} [mm]	LF ₁ [mm]	WF ₁ [mm]	OHX [mm]	OHN [mm]	CNSC	BD ₁ [mm]	CP [bar]	TQ [Nm]
NEW	HT30D-C3 16 092-16	32.00	82.00	0.00	82.0	82.0	3	16.0	70	2.0
NEW	HT30D-C3 20 120-20	32.00	101.00	0.00	101.0	101.0	3	20.0	70	2.8
NEW	HT30D-C3 25 130-25	32.00	125.00	0.00	125.0	125.0	3	25.0	70	3.7
NEW	HT30D-C3 25 180-25	32.00	180.00	0.00	180.0	180.0	3	25.0	70	3.7
NEW	HT30D-C4 16 092-16	40.00	88.00	0.00	88.0	88.0	3	16.0	70	2.0
NEW	HT30D-C4 20 120-20	40.00	107.00	0.00	107.0	107.0	3	20.0	70	2.8
NEW	HT30D-C4 25 130-25	40.00	132.00	0.00	132.0	132.0	3	25.0	70	3.7
NEW	HT30D-C4 25 180-25	40.00	180.00	0.00	180.0	180.0	3	25.0	70	3.7
NEW	HT30D-C5 16 092-16	50.00	85.00	0.00	85.0	85.0	3	16.0	70	2.0
NEW	HT30D-C5 20 120-20	50.00	109.00	0.00	109.0	109.0	3	20.0	70	2.8
NEW	HT30D-C5 25 130-25	50.00	133.00	0.00	133.0	133.0	3	25.0	70	3.7
NEW	HT30D-C5 25 180-25	50.00	180.00	0.00	180.0	180.0	3	25.0	70	3.7
NEW	HT30D-C5 25 230-25	50.00	230.00	0.00	230.0	230.0	3	25.0	70	3.7
NEW	HT30D-C6 16 092-16	63.00	88.00	0.00	88.0	88.0	3	16.0	70	2.0
NEW	HT30D-C6 20 120-20	63.00	108.00	0.00	108.0	108.0	3	20.0	70	2.8
NEW	HT30D-C6 25 130-25	63.00	132.00	0.00	132.0	132.0	3	25.0	70	3.7
NEW	HT30D-C6 25 180-25	63.00	180.00	0.00	180.0	180.0	3	25.0	70	3.7
NEW	HT30D-C6 25 230-25	63.00	230.00	0.00	230.0	230.0	3	25.0	70	3.7
NEW	HT30D-C8 25 130-25	80.00	130.00	0.00	130.0	130.0	3	25.0	70	3.7
NEW	HT30D-C8 25 180-25	80.00	200.00	0.00	200.0	200.0	3	25.0	70	3.7
NEW	HT30D-C8 25 230-25	80.00	250.00	0.00	250.0	250.0	3	25.0	70	3.7



Read more about CoroCut® 2:
sandvik.coromant.com/corocut2



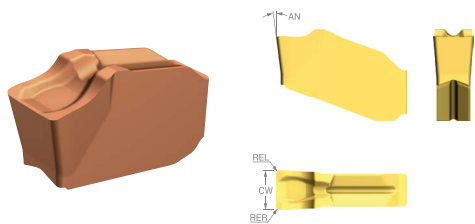
Parting and grooving

Inserts	150
CoroCut® QD insert for parting	150
CoroCut® 2 insert for parting	151
CoroCut® 2 insert for grooving	154
CoroCut® 2 insert for profilin	160
CoroCut® 2 insert for turning	162
CoroCut® XS insert for parting	164
External tools	170
CoroCut® QD blade for Y-axis parting	170
CoroCut® QD shank for Y-axis parting	172
CoroCut® 2 QS shank tool for parting and grooving	173
CoroCut® 2 QS shank tool for profilin	179
CoroCut® 2 QS shank tool for face grooving	181
CoroCut® 2 blade for parting	189
CoroCut® 2 shank tool for parting and grooving	196
CoroCut® 2 shank tool for profilin	209
CoroCut® 2 shank tool for shallow grooving	212
CoroCut® 2 shank tool for face grooving	214
CoroCut® 2 cutting unit for parting and grooving	226
CoroCut® 2 cutting unit for profilin	232
CoroCut® 2 cutting unit for face grooving	233
CoroCut® 2 cutting head for parting and grooving	241
CoroCut® 2 cutting head for face grooving	248
CoroCut® 2 boring bar for profilin	268
Internal tools	269
CoroCut® 2 boring bar for internal grooving	269



CoroCut® QD insert for parting

Neutral



Metric (mm)

	Material					SSC	CW [mm]	REL [mm]	RER [mm]	AN [deg]						
	P	S	K	M	N											
Ordering code	1225	1135	1145	4425	H13A	1135	4425	1225	1135	1145	H13A					
Roughing	QD-NE-0200-0003-CH	●	○	○		○		○	●	○		E	2.00	0.30	0.30	7.0
QD-NF-0250-0003-CH	●	○	○			○		○	●	○		F	2.50	0.30	0.30	7.0
QD-NG-0300-0003-CH	●	○	○	○	○	○	●	○	●	○	●	G	3.00	0.30	0.30	7.0
QD-NH-0400-0003-CH	●	○	○	○	○	○	●	○	●	○	●	H	4.00	0.30	0.30	7.0

● = First choice ○ = Good choice

Imperial (inch)

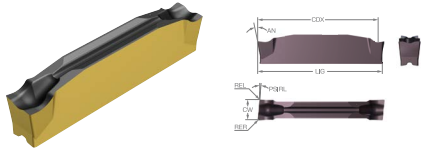
	Material					SSC	CW [inch]	REL [inch]	RER [inch]	AN [deg]						
	P	S	K	M	N											
Ordering code	1225	1135	1145	4425	H13A	1135	4425	1225	1135	1145	H13A					
Roughing	QD-NE-0200-0003-CH	●	○	○		○		○	●	○		E	0.079	0.012	0.012	7.0
QD-NF-0250-0003-CH	●	○	○			○		○	●	○		F	0.098	0.012	0.012	7.0
QD-NG-0300-0003-CH	●	○	○	○	○	○	●	○	●	○	●	G	0.118	0.012	0.012	7.0
QD-NH-0400-0003-CH	●	○	○	○	○	○	●	○	●	○	●	H	0.157	0.012	0.012	7.0

● = First choice ○ = Good choice



CoroCut® 2 insert for parting

Left hand



Metric (mm)

		P				S			K			M			N						
	Ordering code	1225	1135	1145	4425	1225	1135	1145	1225	1135	4425	1225	1135	1145	1225	SSC	CW [mm]	REL [mm]	RER [mm]	PSIRL [deg]	AN [deg]
		Medium	C2I-E2L-0200-0502-CM	●	○	○		○	○	●	●	○		○	●	○	●	E	2.00	0.20	0.20
C2I-F2L-0250-0502-CM	●		○	○		○	○	●	●	○		○	●	○	●	F	2.50	0.20	0.20	5.0	7.0
C2I-G2L-0300-0502-CM	●		○	○	○	○	○	●	●	○	○	○	●	○	●	G	3.00	0.20	0.20	5.0	7.0
C2I-H2L-0400-0502-CM	●		○	○		○	○	●	●	○		○	●	○	●	H	4.00	0.20	0.20	5.0	7.0
C2I-J2L-0500-0502-CM	●		○			●	○		●	○		○	●		●	J	5.00	0.20	0.20	5.0	7.0

● = First choice ○ = Good choice

Imperial (inch)

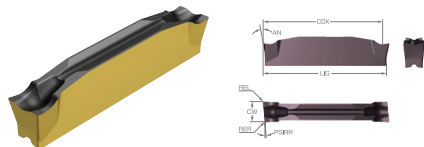
		P				S			K			M			N						
	Ordering code	1225	1135	1145	4425	1225	1135	1145	1225	1135	4425	1225	1135	1145	1225	SSC	CW [inch]	REL [inch]	RER [inch]	PSIRL [deg]	AN [deg]
		Medium	C2I-E2L-0200-0502-CM	●	○	○		○	○	●	●	○		○	●	○	●	E	0.079	0.008	0.008
C2I-F2L-0250-0502-CM	●		○	○		○	○	●	●	○		○	●	○	●	F	0.098	0.008	0.008	5.0	7.0
C2I-G2L-0300-0502-CM	●		○	○	○	○	○	●	●	○	○	○	●	○	●	G	0.118	0.008	0.008	5.0	7.0
C2I-H2L-0400-0502-CM	●		○	○		○	○	●	●	○		○	●	○	●	H	0.157	0.008	0.008	5.0	7.0
C2I-J2L-0500-0502-CM	●		○			●	○		●	○		○	●		●	J	0.197	0.008	0.008	5.0	7.0

● = First choice ○ = Good choice



CoroCut® 2 insert for parting

Right hand



Metric (mm)

	P				S				K				M				N	SSC	CW [mm]	REL [mm]	RER [mm]	PSIRR [deg]	AN [deg]
	1225	1135	1145	4425	1225	1135	1145	1225	1135	4425	1225	1135	1145	1225	SSC								
C2I-E2R-0200-0502-CM	●	○	○		○	○	●	●	○		○	●	○	●	E	2.00	0.20	0.20	5.0	7.0			
C2I-F2R-0250-0502-CM	●	○	○		○	○	●	●	○		○	●	○	●	F	2.50	0.20	0.20	5.0	7.0			
C2I-G2R-0300-0502-CM	●	○	○		○	○	●	●	○		○	●	○	●	G	3.00	0.20	0.20	5.0	7.0			
C2I-H2R-0400-0502-CM	●	○	○		○	○	●	●	○		○	●	○	●	H	4.00	0.20	0.20	5.0	7.0			
C2I-J2R-0500-0502-CM	●	○			●	○					○	●		●	J	5.00	0.20	0.20	5.0	7.0			

● = First choice ○ = Good choice

Imperial (inch)

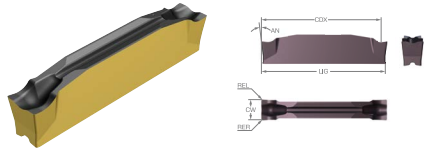
	P				S				K				M				N	SSC	CW [inch]	REL [inch]	RER [inch]	PSIRR [deg]	AN [deg]
	1225	1135	1145	4425	1225	1135	1145	1225	1135	4425	1225	1135	1145	1225	SSC								
C2I-E2R-0200-0502-CM	●	○	○		○	○	●	●	○		○	●	○	●	E	0.079	0.008	0.008	5.0	7.0			
C2I-F2R-0250-0502-CM	●	○	○		○	○	●	●	○		○	●	○	●	F	0.098	0.008	0.008	5.0	7.0			
C2I-G2R-0300-0502-CM	●	○	○		○	○	●	●	○		○	●	○	●	G	0.118	0.008	0.008	5.0	7.0			
C2I-H2R-0400-0502-CM	●	○	○		○	○	●	●	○		○	●	○	●	H	0.157	0.008	0.008	5.0	7.0			
C2I-J2R-0500-0502-CM	●	○			●	○					○	●		●	J	0.197	0.008	0.008	5.0	7.0			

● = First choice ○ = Good choice



CoroCut® 2 insert for parting

Neutral



Metric (mm)

		P				S			K		M				N	SSC	CW [mm]	REL [mm]	RER [mm]	AN [deg]			
Ordering code		1225	1135	1145	5015	1205	1225	1135	1145	1225	1135	4425	1205	1225	1135	1145	5015	1225					
Medium	NEW C2I-D2N-0150-0002-CM	●	○	○	○	○	○	○	○	●	●	○	○	○	○	○	○	○	D	1.50	0.20	0.20	7.0
	NEW C2I-E2N-0200-0002-CM	●	○	○	○	○	○	○	○	●	●	○	○	○	○	○	○	○	E	2.00	0.20	0.20	7.0
	NEW C2I-F2N-0250-0002-CM	●	○	○	○	○	○	○	○	●	●	○	○	○	○	○	○	○	F	2.50	0.20	0.20	7.0
	NEW C2I-G2N-0300-0002-CM	●	○	○	○	○	○	○	○	●	●	○	○	○	○	○	○	○	G	3.00	0.20	0.20	7.0
	NEW C2I-H2N-0400-0002-CM	●	○	○	○	○	○	○	○	●	●	○	○	○	○	○	○	○	H	4.00	0.20	0.20	7.0
	C2I-J2N-0500-0002-CM	●	○	○	○	○	○	○	○	●	●	○	○	○	○	○	○	○	J	5.00	0.20	0.20	7.0

● = First choice ○ = Good choice

Imperial (inch)

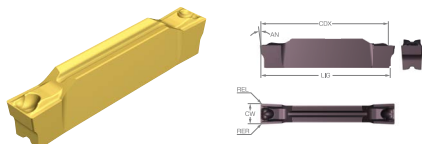
		P				S			K		M				N	SSC	CW [inch]	REL [inch]	RER [inch]	AN [deg]			
Ordering code		1225	1135	1145	5015	1205	1225	1135	1145	1225	1135	4425	1205	1225	1135	1145	5015	1225					
Medium	NEW C2I-D2N-0150-0002-CM	●	○	○	○	○	○	○	○	●	●	○	○	○	○	○	○	○	D	0.059	0.008	0.008	7.0
	NEW C2I-E2N-0200-0002-CM	●	○	○	○	○	○	○	○	●	●	○	○	○	○	○	○	○	E	0.079	0.008	0.008	7.0
	NEW C2I-F2N-0250-0002-CM	●	○	○	○	○	○	○	○	●	●	○	○	○	○	○	○	○	F	0.098	0.008	0.008	7.0
	NEW C2I-G2N-0300-0002-CM	●	○	○	○	○	○	○	○	●	●	○	○	○	○	○	○	○	G	0.118	0.008	0.008	7.0
	NEW C2I-H2N-0400-0002-CM	●	○	○	○	○	○	○	○	●	●	○	○	○	○	○	○	○	H	0.157	0.008	0.008	7.0
	C2I-J2N-0500-0002-CM	●	○	○	○	○	○	○	○	●	●	○	○	○	○	○	○	○	J	0.197	0.008	0.008	7.0

● = First choice ○ = Good choice



CoroCut® 2 insert for grooving

Neutral



Metric (mm)

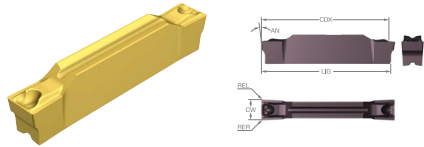
		P			S			K			M			N										
Ordering code		1225	1135	5015	1205	1225	1135	H13A	1225	1135	H13A	1205	1225	1135	H13A	5015	1225	H13A	SSC	CW [mm]	REL [mm]	RER [mm]	APMX [mm]	AN [deg]
NEW	C2I-D2N-0150-0001-GF	●		○	●	○			●		○	●		○	○	●		D	1.50	0.10	0.10	1.0	5.0	
NEW	C2I-E2N-0185-0001-GF	●		○	●	○		○	●		○	●		○	○	●		E	1.85	0.10	0.10	1.0	7.0	
	C2I-E2N-0198-0002-GF	●			●				●			●				●		E	1.98	0.20	0.20	1.0	7.0	
NEW	C2I-E2N-0200-0002-GF	●	○	○	●	○	○	○	●	○	○	○	○	○	○	●		E	2.00	0.20	0.20	1.0	7.0	
NEW	C2I-E2N-0200-0004-GF	●		○	●	○		○	●		○	●		○	○	●		E	2.00	0.40	0.40	1.0	7.0	
	C2I-E2N-0215-0001-GF	●			●			○	●		○	●		○	○	●		E	2.15	0.10	0.10	1.0	7.0	
NEW	C2I-E2N-0224-0002-GF	●	○	●	○			●			○	●			○	●		E	2.24	0.20	0.20	1.0	7.0	
NEW	C2I-F2N-0239-0002-GF	●	○	●	○		○	●		○	○	●		○	○	●		F	2.39	0.20	0.20	1.0	7.0	
NEW	C2I-F2N-0239-0004-GF	●		○	●	○		●			○	●			○	●		F	2.39	0.40	0.40	1.0	7.0	
NEW	C2I-F2N-0246-0003-GF	●	○	●	○		○	●		○	○	●		○	○	●		F	2.46	0.30	0.30	1.0	7.0	
	C2I-F2N-0265-0002-GF	●			●		○	●		○	●		○	○	○	●		F	2.65	0.20	0.20	1.0	7.0	
	C2I-F2N-0267-0002-GF	●			●			●			●				●			F	2.67	0.20	0.20	1.0	7.0	
NEW	C2I-F2N-0279-0003-GF	●	○	●	○			●			○	●			○	●		F	2.79	0.30	0.30	1.0	7.0	
NEW	C2I-G2N-0300-0002-GF	●	○	○	●	○	○	○	○	○	○	○	○	○	○	○	○	G	3.00	0.20	0.20	1.5	7.0	
NEW	C2I-G2N-0300-0004-GF	●		○	●	○		○	●		○	○	○	○	○	○	○	G	3.00	0.40	0.40	1.5	7.0	
NEW	C2I-G2N-0300-0008-GF	●			●			●			●							G	3.00	0.80	0.80	1.5	7.0	
	C2I-G2N-0310-0002-GF	●			●			●			●				●			G	3.10	0.20	0.20	1.5	7.0	
	C2I-G2N-0315-0002-GF	●			●			●			●				●			G	3.15	0.20	0.20	1.5	7.0	
NEW	C2I-G2N-0318-0002-GF	●	○	●	○		○	●		○	○	●		○	○	○	○	G	3.18	0.20	0.20	1.5	7.0	
	C2I-G2N-0318-0004-GF	●			●			●			●				●			G	3.18	0.40	0.40	1.5	7.0	
NEW	C2I-G2N-0318-0008-GF	●	○	●	○			●		○	○	●			○	○	○	G	3.18	0.80	0.80	1.5	7.0	
NEW	C2I-G2N-0361-0003-GF	●	○	●	○		○	●		○	○	○		○	○	○	○	G	3.61	0.30	0.30	1.5	7.0	
	C2I-H2N-0396-0002-GF	●	○		●			●			●				○	○	○	H	3.96	0.20	0.20	3.0	7.0	
	C2I-H2N-0396-0004-GF	●			●			●			●				○	○	○	H	3.96	0.40	0.40	3.0	7.0	
	C2I-H2N-0396-0008-GF	●	○	●				●			●				○	○	○	H	3.96	0.80	0.80	3.0	7.0	

● = First choice ○ = Good choice



CoroCut® 2 insert for grooving

Neutral



Metric (mm)

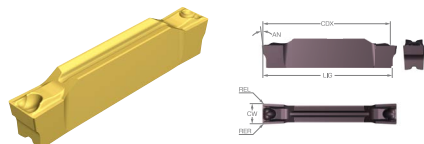
		P			S			K			M			N										
Ordering code		1225	1135	5015	1205	1225	1135	H13A	1225	1135	H13A	1205	1225	1135	H13A	5015	1225	H13A	SSC	CW [mm]	REL [mm]	RER [mm]	APMX [mm]	AN [deg]
NEW	C2I-H2N-0396-0002-GF				●						○							H	3.96	0.20	0.20	3.0	7.0	
NEW	C2I-H2N-0396-0008-GF				●						○							H	3.96	0.80	0.80	3.0	7.0	
NEW	C2I-H2N-0400-0002-GF	●	○	○	●	○	○	○	●	○	○	○	○	○	○	○	○	H	4.00	0.20	0.20	3.0	7.0	
NEW	C2I-H2N-0400-0004-GF	●		○	●	○		○	●		○	○	○	○	○	○	○	H	4.00	0.40	0.40	3.0	7.0	
	C2I-H2N-0415-0002-GF	●			●			●			●				●			H	4.15	0.20	0.20	3.0	7.0	
	C2I-H2N-0452-0002-GF	●			●		○	●		○	●		○		○	●		H	4.52	0.20	0.20	3.3	7.0	
	C2I-H2N-0470-0005-GF	●			●			●			●				●			H	4.70	0.50	0.50	3.3	7.0	
	C2I-H2N-0476-0004-GF	●			●			●			●				●			H	4.76	0.40	0.40	3.3	7.0	
	C2I-H2N-0476-0008-GF	●			●			●			●				●			H	4.76	0.80	0.80	3.3	7.0	
	C2I-H2N-0480-0005-GF	●			●		○	●		○	●		○		○	●		H	4.80	0.50	0.50	3.3	7.0	
Finishing	NEW	C2I-H2N-0500-0002-GF	●	○	○	●	○	○	○	○	○	○	○	○	○	○	○	H	5.00	0.20	0.20	3.3	7.0	
	NEW	C2I-H2N-0500-0004-GF	●		○	●	○		●		○	●		○	●			H	5.00	0.40	0.40	3.3	7.0	
		C2I-J2N-0515-0002-GF	●			●		●			●				●			J	5.15	0.20	0.20	3.3	7.0	
		C2I-J2N-0541-0002-GF	●			●		●			●				●			J	5.41	0.20	0.20	3.3	7.0	
	NEW	C2I-J2N-0556-0005-GF	●		○	●	○		●		○	●		○	●			J	5.56	0.50	0.50	3.3	7.0	
	NEW	C2I-K2N-0600-0002-GF	●	○		●	○	○	○	○	○	○	○	○	○	○	○	K	6.00	0.20	0.20	3.5	7.0	
		C2I-K2N-0635-0004-GF	●			●		●			●				●			K	6.35	0.40	0.40	3.5	7.0	
		C2I-K2N-0635-0005-GF	●			●		○	●		○	●		○	○	○	○	K	6.35	0.50	0.50	3.5	7.0	
		C2I-K2N-0635-0008-GF	●			●		●			●				●			K	6.35	0.80	0.80	3.5	7.0	
		C2I-K2N-0714-0008-GF	●			●		●			●				●			K	7.14	0.80	0.80	3.5	7.0	
		C2I-L2N-0792-0008-GF	●			●		●			●				●			L	7.92	0.80	0.80	4.0	7.0	
		C2I-L2N-0800-0002-GF	●	○		●	○	○	○	○	○	○	○	○	○	○	○	L	8.00	0.20	0.20	4.0	7.0	

● = First choice ○ = Good choice



CoroCut® 2 insert for grooving

Neutral



Imperial (inch)

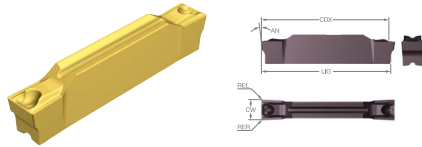
		P			S			K			M			N										
Ordering code		1225	1135	5015	1205	1225	1135	H13A	1225	1135	H13A	1205	1225	1135	H13A	5015	1225	H13A	SSC	CW [inch]	REL [inch]	RER [inch]	APMX [inch]	AN [deg]
NEW	C2I-D2N-0150-0001-GF	●		○	●	○			●		○	●		○	●		○	D	0.059	0.004	0.004	0.039	5.0	
NEW	C2I-E2N-0185-0001-GF	●		○	●	○		○	●		○	●		○	○	●		E	0.073	0.004	0.004	0.039	7.0	
	C2I-E2N-0198-0002-GF	●			●				●			●				●		E	0.078	0.008	0.008	0.039	7.0	
NEW	C2I-E2N-0200-0002-GF	●	○	○	●	○	○	○	●	○	○	●	○	○	○	●		E	0.079	0.008	0.008	0.039	7.0	
NEW	C2I-E2N-0200-0004-GF	●		○	●	○		○	●		○	●		○	○	●		E	0.079	0.016	0.016	0.039	7.0	
	C2I-E2N-0215-0001-GF	●			●			○	●		○	●		○	○	●		E	0.085	0.004	0.004	0.039	7.0	
NEW	C2I-E2N-0224-0002-GF	●	○	●	○			●			○	●			○	●		E	0.088	0.008	0.008	0.039	7.0	
NEW	C2I-F2N-0239-0002-GF	●	○	●	○		○	●		○	○	●		○	○	●		F	0.094	0.008	0.008	0.039	7.0	
NEW	C2I-F2N-0239-0004-GF	●		○	●	○		●			○	●			○	●		F	0.094	0.016	0.016	0.039	7.0	
NEW	C2I-F2N-0246-0003-GF	●	○	●	○		○	●		○	○	●		○	○	●		F	0.097	0.012	0.012	0.039	7.0	
	C2I-F2N-0265-0002-GF	●			●		○	●		○	●		○	○	●		F	0.104	0.008	0.008	0.039	7.0		
	C2I-F2N-0267-0002-GF	●			●			●			●				●		F	0.105	0.008	0.008	0.039	7.0		
Finishing	NEW	C2I-F2N-0279-0003-GF	●	○	●	○		●			○	●			○	●		F	0.110	0.012	0.012	0.039	7.0	
	NEW	C2I-G2N-0300-0002-GF	●	○	○	●	○	○	○	○	○	●	○	○	○	○	○	G	0.118	0.008	0.008	0.059	7.0	
	NEW	C2I-G2N-0300-0004-GF	●		○	●	○		○	●		○	●		○	○	○	G	0.118	0.016	0.016	0.059	7.0	
	NEW	C2I-G2N-0300-0008-GF	●			●			●			●						G	0.118	0.031	0.031	0.059	7.0	
		C2I-G2N-0310-0002-GF	●			●			●			●				●		G	0.122	0.008	0.008	0.059	7.0	
		C2I-G2N-0315-0002-GF	●			●			●			●				●		G	0.124	0.008	0.008	0.059	7.0	
	NEW	C2I-G2N-0318-0002-GF	●	○	●	○		○	●		○	○	●		○	○	○	G	0.125	0.008	0.008	0.059	7.0	
		C2I-G2N-0318-0004-GF	●			●			●			●				●		G	0.125	0.016	0.016	0.059	7.0	
	NEW	C2I-G2N-0318-0008-GF	●	○	●	○			●		○	○	●		○	○	○	G	0.125	0.031	0.031	0.059	7.0	
	NEW	C2I-G2N-0361-0003-GF	●	○	●	○		○	●		○	○	●		○	○	○	G	0.142	0.012	0.012	0.059	7.0	
NEW	C2I-H2N-0396-0002-GF	●	○	●	○			●			○	●			○	○	H	0.156	0.008	0.008	0.118	7.0		
	C2I-H2N-0396-0004-GF	●			●			●			●				●		H	0.156	0.016	0.016	0.118	7.0		
NEW	C2I-H2N-0396-0008-GF	●	○	●	○			●			○	●			○	○	H	0.156	0.031	0.031	0.118	7.0		

● = First choice ○ = Good choice



CoroCut® 2 insert for grooving

Neutral



Imperial (inch)

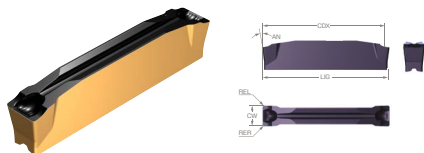
		P			S			K			M			N										
Ordering code		1225	1135	5015	1205	1225	1135	H13A	1225	1135	H13A	1205	1225	1135	H13A	5015	1225	H13A	SSC	CW	REL	RER	APMX	AN
																				[inch]	[inch]	[inch]	[inch]	[deg]
NEW	C2I-H2N-0400-0002-GF	●	○	○	●	○	○	○	●	○	○	○	●	○	○	○	○	○	H	0.157	0.008	0.008	0.118	7.0
NEW	C2I-H2N-0400-0004-GF	●		○	●	○	○	○	●		○	○	●	○	○	○	○	○	H	0.157	0.016	0.016	0.118	7.0
	C2I-H2N-0415-0002-GF	●			●			●			●		●			●		H	0.163	0.008	0.008	0.118	7.0	
	C2I-H2N-0452-0002-GF	●			●		○	●		○	●		○		○	●		H	0.178	0.008	0.008	0.128	7.0	
	C2I-H2N-0470-0005-GF	●			●			●			●		●			●		H	0.185	0.020	0.020	0.128	7.0	
	C2I-H2N-0476-0004-GF	●			●			●			●		●			●		H	0.187	0.016	0.016	0.128	7.0	
	C2I-H2N-0476-0008-GF	●			●			●			●		●			●		H	0.187	0.031	0.031	0.128	7.0	
	C2I-H2N-0480-0005-GF	●			●		○	●		○	●		○		○	●		H	0.189	0.020	0.020	0.128	7.0	
Finishing	NEW	C2I-H2N-0500-0002-GF	●	○	○	●	○	○	○	○	○	○	○	○	○	○	○	○	H	0.197	0.008	0.008	0.128	7.0
	NEW	C2I-H2N-0500-0004-GF	●		○	●	○		●		○	○	●		○	●		H	0.197	0.016	0.016	0.128	7.0	
		C2I-J2N-0515-0002-GF	●			●			●			●		●		●		J	0.203	0.008	0.008	0.128	7.0	
		C2I-J2N-0541-0002-GF	●			●			●			●		●		●		J	0.213	0.008	0.008	0.128	7.0	
	NEW	C2I-J2N-0556-0005-GF	●		○	●	○		●		○	●		○		○	●		J	0.219	0.020	0.020	0.128	7.0
	NEW	C2I-K2N-0600-0002-GF	●	○		●	○	○	○	○	○	○	○	○	○	○	○	○	K	0.236	0.008	0.008	0.138	7.0
		C2I-K2N-0635-0004-GF	●			●			●			●		●		●		K	0.250	0.016	0.016	0.138	7.0	
		C2I-K2N-0635-0005-GF	●			●		○	●		○	●		○		○	●		K	0.250	0.020	0.020	0.138	7.0
		C2I-K2N-0635-0008-GF	●			●			●			●		●		●		K	0.250	0.031	0.031	0.138	7.0	
		C2I-K2N-0714-0008-GF	●			●			●			●		●		●		K	0.281	0.031	0.031	0.138	7.0	
	C2I-L2N-0792-0008-GF	●			●			●			●		●		●		L	0.312	0.031	0.031	0.157	7.0		
	C2I-L2N-0800-0002-GF	●	○		●	○	○	●	○	○	●	○	○	○	○	○	○	L	0.315	0.008	0.008	0.157	7.0	

● = First choice ○ = Good choice



CoroCut® 2 insert for grooving

Neutral



Metric (mm)

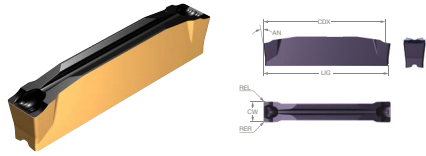
		P				S				K				M				N		SSC	CW	REL	RER	AN		
Ordering code		1225	3115	1135	1145	4425	1225	1135	1145	H13A	1225	1135	3115	H13A	4425	1225	1135	1145	H13A	1225	H13A	[mm]	[mm]	[mm]	[deg]	
NEW	C2I-E2N-0200-0002-GM	●	○	○	○	○	○	○	○	○	○	○	○	○	○	○	○	○	○	○	○	E	2.00	0.20	0.20	7.0
NEW	C2I-E2N-0239-0002-GM	●	○	○	○	○	○	○	○	○	○	○	○	○	○	○	○	○	○	○	○	E	2.39	0.20	0.20	7.0
NEW	C2I-G2N-0300-0003-GM	●	○	○	○	○	○	○	○	○	○	○	○	○	○	○	○	○	○	○	○	G	3.00	0.30	0.30	7.0
NEW	C2I-G2N-0318-0003-GM	●	○	○	○	○	○	○	○	○	○	○	○	○	○	○	○	○	○	○	○	G	3.18	0.30	0.30	7.0
Medium	NEW	C2I-H2N-0400-0003-GM	●	○	○	○	○	○	○	○	○	○	○	○	○	○	○	○	○	○	○	H	4.00	0.30	0.30	7.0
	NEW	C2I-J2N-0476-0003-GM	●	○	○	○	○	○	○	○	○	○	○	○	○	○	○	○	○	○	○	J	4.76	0.30	0.30	7.0
	NEW	C2I-J2N-0500-0004-GM	●	○	○	○	○	○	○	○	○	○	○	○	○	○	○	○	○	○	○	J	5.00	0.40	0.40	7.0
	NEW	C2I-K2N-0600-0004-GM	●	○	○	○	○	○	○	○	○	○	○	○	○	○	○	○	○	○	○	K	6.00	0.40	0.40	7.0
	NEW	C2I-K2N-0635-0003-GM	●	○	○	○	○	○	○	○	○	○	○	○	○	○	○	○	○	○	○	K	6.35	0.30	0.30	7.0
	NEW	C2I-L2N-0792-0003-GM	●	○	○	○	○	○	○	○	○	○	○	○	○	○	○	○	○	○	○	○	L	7.92	0.30	0.30
NEW	C2I-L2N-0800-0005-GM	●	○	○	○	○	○	○	○	○	○	○	○	○	○	○	○	○	○	○	○	L	8.00	0.50	0.50	7.0

● = First choice ○ = Good choice



CoroCut® 2 insert for grooving

Neutral



Imperial (inch)

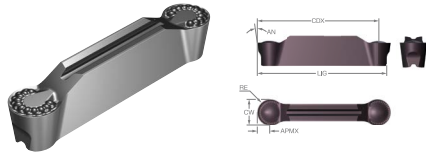
		P					S				K				M			N								
Ordering code		1225	3115	1135	1145	4425	1225	1135	1145	H13A	1225	1135	3115	H13A	4425	1225	1135	1145	H13A	1225	H13A	SSC	CW [inch]	REL [inch]	RER [inch]	AN [deg]
NEW	C2I-E2N-0200-0002-GM	●	○		○	○	●		○	○	○	○	○	○	●	●	○	○	○	○	○	E	0.079	0.008	0.008	7.0
NEW	C2I-E2N-0239-0002-GM	●	○	○		○	●	○	○	○	○	○	○	○	●	●	○	○	○	○	○	E	0.094	0.008	0.008	7.0
NEW	C2I-G2N-0300-0003-GM	●	○		○	○	●		○	○	○	○	○	○	●	●	○	○	○	○	○	G	0.118	0.012	0.012	7.0
NEW	C2I-G2N-0318-0003-GM	●	○		○	○	●		○	○	○	○	○	○	●	●	○	○	○	○	○	G	0.125	0.012	0.012	7.0
Medium	NEW	C2I-H2N-0400-0003-GM	●	○		○	○	○	○	○	○	○	○	○	●	●	○	○	○	○	○	H	0.157	0.012	0.012	7.0
	NEW	C2I-J2N-0476-0003-GM	●	○	○		○	○	○	○	○	○	○	○	●	●	○	○	○	○	○	J	0.187	0.012	0.012	7.0
	NEW	C2I-J2N-0500-0004-GM	●	○		○	○	○	○	○	○	○	○	○	●	●	○	○	○	○	○	J	0.197	0.016	0.016	7.0
	NEW	C2I-K2N-0600-0004-GM	●	○		○	○	○	○	○	○	○	○	○	○	●	●	○	○	○	○	K	0.236	0.016	0.016	7.0
	NEW	C2I-K2N-0635-0003-GM	●	○	○		○	○			○	○	○		○	○	○				○	K	0.250	0.012	0.012	7.0
	NEW	C2I-L2N-0792-0003-GM	●				○	○			○				○	○					○	L	0.312	0.012	0.012	7.0
	NEW	C2I-L2N-0800-0005-GM	●	○	○		○	○		○	○	○	○	○	○	○	○		○	○	○	L	0.315	0.020	0.020	7.0

● = First choice ○ = Good choice



CoroCut® 2 insert for profiling

Neutral



Imperial (inch)

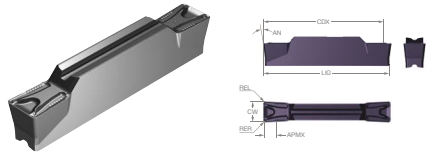
		P					S			K			M			N													
Ordering code		1225	1135	3115	5015	4425	1205	S205	1225	1135	H13A	1225	1135	3115	H13A	4425	1205	1225	1135	H13A	5015	1225	H13A	SSC	CW [inch]	RE [inch]	APMX [inch]	AN [deg]	
Finishing	NEW C2I-G2N-0400-RF	●			○		○	●			○				○	●	●					○	●	G	0.157	0.079	0.071	7.0	
	NEW C2I-H2N-0400-RF	●	○		○	○	○	○	○	○	○	○	○	○	○	○	○	○	○	○	○	○	○	○	H	0.157	0.079	0.071	7.0
	NEW C2I-H2N-0476-RF	●				○	○	○	○	○	○	○	○	○	○	○	○	○	○	○	○	○	○	○	H	0.187	0.094	0.085	7.0
	NEW C2I-H2N-0500-RF	●	○		○	○	○	○	○	○	○	○	○	○	○	○	○	○	○	○	○	○	○	○	H	0.197	0.098	0.091	7.0
	NEW C2I-J2N-0600-RF	●	○		○	○	○	○	○	○	○	○	○	○	○	○	○	○	○	○	○	○	○	○	J	0.236	0.118	0.110	7.0
	NEW C2I-J2N-0635-RF	●				○		○	○	○	○				○	○	○	○	○	○	○	○	○	○	J	0.250	0.125	0.117	7.0
	NEW C2I-L2N-0800-RF	●	○		○	○	○	○	○	○	○	○	○	○	○	○	○	○	○	○	○	○	○	○	L	0.315	0.157	0.150	7.0
Medium	NEW C2I-F2N-0300-RM	●	○	○	○	○	○	○	○	○	○	○	○	○	○	○	○	○	○	○	○	○	○	F	0.118	0.059	0.051	7.0	
	C2I-F2N-0318-RM	●	○	○		○		○	○	○	○	○	○	○	○	○	○	○	○	○	○	○	○	F	0.125	0.063	0.055	7.0	
	NEW C2I-G2N-0400-RM	●	○	○	○	○	○	○	○	○	○	○	○	○	○	○	○	○	○	○	○	○	○	G	0.157	0.079	0.071	7.0	
	NEW C2I-H2N-0400-RM	●	○	○		○	○	○	○	○	○	○	○	○	○	○	○	○	○	○	○	○	○	○	H	0.157	0.079	0.071	7.0
	C2I-H2N-0476-RM	●		○		○		○		○		○		○		○	○							○	H	0.187	0.094	0.085	7.0
	NEW C2I-H2N-0500-RM	●	○	○		○	○	○	○	○	○	○	○	○	○	○	○	○	○	○	○	○	○	○	H	0.197	0.098	0.091	7.0
	NEW C2I-J2N-0600-RM	●	○	○		○	○	○	○	○	○	○	○	○	○	○	○	○	○	○	○	○	○	○	J	0.236	0.118	0.110	7.0
C2I-J2N-0635-RM	●		○		○		○		○		○		○		○	○							○	J	0.250	0.125	0.117	7.0	
NEW C2I-L2N-0800-RM	●	○	○		○	○	○	○	○	○	○	○	○	○	○	○	○	○	○	○	○	○	○	L	0.315	0.157	0.150	7.0	

● = First choice ○ = Good choice



CoroCut® 2 insert for turning

Neutral



Imperial (inch)

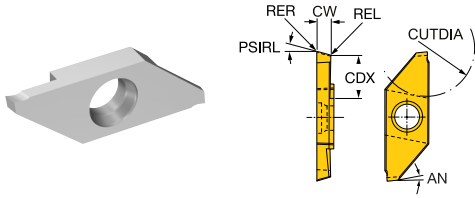
		P					S					K					M					N									
Ordering code		1225	1135	3115	1145	5015	4425	1205	1225	1135	1145	H13A	1225	1135	3115	H13A	4425	1205	1225	1135	1145	H13A	5015	1225	H13A	SSC	CW [inch]	REL [inch]	RER [inch]	APMX [inch]	
Finishing	NEW C2I-G2N-0300-0003-TF	●	○		○	○		●	○	○	○	○	○	○	○	○	●	○	●	○	○	○	○	○	○	●	G	0.118	0.012	0.012	0.071
	NEW C2I-H2N-0400-0004-TF	●	○		○	○		●	○	○	○	○	○	○	○	○	●	○	●	○	○	○	○	○	○	●	H	0.157	0.016	0.016	0.087
	NEW C2I-J2N-0500-0004-TF	●	○		○	○		●	○	○	○	○	○	○	○	○	●	○	●	○	○	○	○	○	○	●	J	0.197	0.016	0.016	0.106
	NEW C2I-K2N-0600-0004-TF	●	○		○	○		●	○	○	○	○	○	○	○	○	●	○	●	○	○	○	○	○	○	●	K	0.236	0.016	0.016	0.134
	NEW C2I-L2N-0800-0008-TF	●	○		○	○		●	○	○	○	○	○	○	○	○	●	○	●	○	○	○	○	○	○	●	L	0.315	0.031	0.031	0.157
Medium	NEW C2I-G2N-0300-0004-TM	●	○		○	○		●	○	○	○	○	○	○	○	○	●	○	●	○	○	○	○	○	○	●	G	0.118	0.016	0.016	0.071
	NEW C2I-H2N-0400-0004-TM	●	○		○	○		●	○	○	○	○	○	○	○	○	●	○	●	○	○	○	○	○	○	●	H	0.157	0.016	0.016	0.087
	NEW C2I-H2N-0400-0008-TM	●	○		○	○		●	○	○	○	○	○	○	○	○	●	○	●	○	○	○	○	○	○	●	H	0.157	0.031	0.031	0.087
	NEW C2I-J2N-0500-0004-TM	●	○		○	○		●	○	○	○	○	○	○	○	○	●	○	●	○	○	○	○	○	○	●	J	0.197	0.016	0.016	0.106
	NEW C2I-J2N-0500-0008-TM	●	○		○	○		●	○	○	○	○	○	○	○	○	●	○	●	○	○	○	○	○	○	●	J	0.197	0.031	0.031	0.106
	NEW C2I-K2N-0600-0004-TM	●	○		○	○		●	○	○	○	○	○	○	○	○	●	○	●	○	○	○	○	○	○	●	K	0.236	0.016	0.016	0.134
	NEW C2I-K2N-0600-0008-TM	●	○		○	○		●	○	○	○	○	○	○	○	○	●	○	●	○	○	○	○	○	○	●	K	0.236	0.031	0.031	0.134
	NEW C2I-L2N-0800-0008-TM	●	○		○	○		●	○	○	○	○	○	○	○	○	●	○	●	○	○	○	○	○	○	●	L	0.315	0.031	0.031	0.157
	NEW C2I-L2N-0800-0012-TM	●	○		○	○		●	○	○	○	○	○	○	○	○	●	○	●	○	○	○	○	○	○	●	L	0.315	0.047	0.047	0.157

● = First choice ○ = Good choice



CoroCut® XS insert for parting

R = Right hand, L = Left hand



Metric (mm)

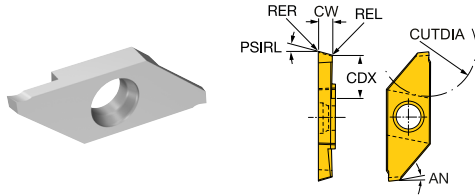
		S	M						
Ordering code	1205	1205	SSC	CW [mm]	REL [mm]	RER [mm]	PSIRL [deg]	AN [deg]	
	MACL 3 070-L	●	●	3	0.70	0.05	0.05	15.0	6.0
MACL 3 100-L	●	●	3	1.00	0.05	0.05	15.0	6.0	
MACL 3 150-L	●	●	3	1.50	0.05	0.05	15.0	6.0	
MACL 3 200-L	●	●	3	2.00	0.05	0.05	15.0	6.0	
MACR 3 070-L	●	○	3	0.70	0.05	0.05	15.0	6.0	
MACR 3 100-L	●	○	3	1.00	0.05	0.05	15.0	6.0	
MACR 3 150-L	●	○	3	1.50	0.05	0.05	15.0	6.0	
MACR 3 200-L	●	○	3	2.00	0.05	0.05	15.0	6.0	

● = First choice ○ = Good choice



CoroCut® XS insert for parting

R = Right hand, L = Left hand



Imperial (inch)

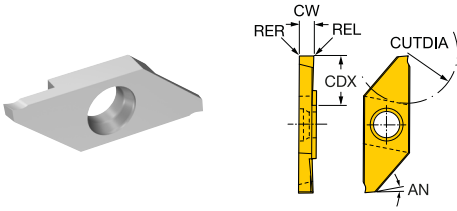
			SSC	CW [inch]	REL [inch]	RER [inch]	PSIRL [deg]	AN [deg]	
	S	M							
Finishing	Ordering code	1205	1205						
	MACL 3 070-L	●	●	3	0.028	0.002	0.002	15.0	6.0
	MACL 3 100-L	●	●	3	0.039	0.002	0.002	15.0	6.0
	MACL 3 150-L	●	●	3	0.059	0.002	0.002	15.0	6.0
	MACL 3 200-L	●	●	3	0.079	0.002	0.002	15.0	6.0
	MACR 3 070-L	●	●	3	0.028	0.002	0.002	15.0	6.0
	MACR 3 100-L	●	●	3	0.039	0.002	0.002	15.0	6.0
	MACR 3 150-L	●	●	3	0.059	0.002	0.002	15.0	6.0
	MACR 3 200-L	●	●	3	0.079	0.002	0.002	15.0	6.0

● = First choice ○ = Good choice



CoroCut® XS insert for parting

R = Right hand, L = Left hand



Metric (mm)

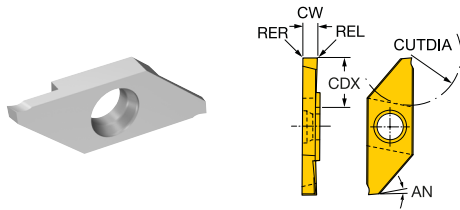
	S		M		SSC	CW [mm]	REL [mm]	RER [mm]	AN [deg]
	1205	1205	1205	1205					
Finishing	MACL 3 070-N	●	●	3	0.70	0.05	0.05	6.0	
	MACL 3 100-N	●	●	3	1.00	0.05	0.05	6.0	
	MACL 3 150-N	●	●	3	1.50	0.05	0.05	6.0	
	MACL 3 200-N	●	●	3	2.00	0.05	0.05	6.0	
	MACR 3 070-N	●	●	3	0.70	0.05	0.05	6.0	
	MACR 3 100-N	●	●	3	1.00	0.05	0.05	6.0	
	MACR 3 150-N	●	●	3	1.50	0.05	0.05	6.0	
	MACR 3 200-N	●	●	3	2.00	0.05	0.05	6.0	

● = First choice ○ = Good choice



CoroCut® XS insert for parting

R = Right hand, L = Left hand



Imperial (inch)

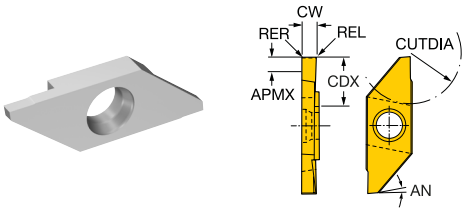
	S		M	SSC	CW [inch]	REL [inch]	RER [inch]	AN [deg]	
	1205	1205	1205						
Finishing	MACL 3 070-N	●	●	3	0.028	0.002	0.002	6.0	
	MACL 3 100-N	●	●	3	0.039	0.002	0.002	6.0	
	MACL 3 150-N	●	●	3	0.059	0.002	0.002	6.0	
	MACL 3 200-N	●	●	3	0.079	0.002	0.002	6.0	
	MACR 3 070-N	●	●	3	0.028	0.002	0.002	6.0	
	MACR 3 100-N	●	●	3	0.039	0.002	0.002	6.0	
	MACR 3 150-N	●	●	3	0.059	0.002	0.002	6.0	
	MACR 3 200-N	●	●	3	0.079	0.002	0.002	6.0	

● = First choice ○ = Good choice



CoroCut® XS insert for parting

R = Right hand, L = Left hand



Metric (mm)

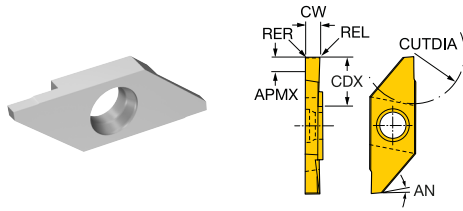
		S	M						
Ordering code	1205	1205	SSC	CW	REL	RER	APMX	AN	
				[mm]	[mm]	[mm]	[mm]	[deg]	
Finishing	MACL 3 100-T	●	●	3	1.00	0.05	0.05	1.5	6.0
	MACL 3 150-T	●	●	3	1.50	0.05	0.05	1.5	6.0
	MACL 3 200-T	●	●	3	2.00	0.05	0.05	3.0	6.0
	MACL 3 250-T	●	●	3	2.50	0.05	0.05	3.0	6.0
	MACR 3 100-T	●	●	3	1.00	0.05	0.05	1.5	6.0
	MACR 3 150-T	●	●	3	1.50	0.05	0.05	1.5	6.0
	MACR 3 200-T	●	●	3	2.00	0.05	0.05	3.0	6.0
	MACR 3 250-T	●	●	3	2.50	0.05	0.05	3.0	6.0

● = First choice ○ = Good choice



CoroCut® XS insert for parting

R = Right hand, L = Left hand



Imperial (inch)

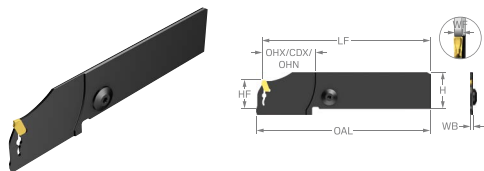
			SSC	CW [inch]	REL [inch]	RER [inch]	APMX [inch]	AN [deg]	
	S	M							
Finishing	Ordering code	1205	1205						
	MACL 3 100-T	●	●	3	0.039	0.002	0.002	0.059	6.0
	MACL 3 150-T	●	●	3	0.059	0.002	0.002	0.059	6.0
	MACL 3 200-T	●	●	3	0.079	0.002	0.002	0.118	6.0
	MACL 3 250-T	●	●	3	0.098	0.002	0.002	0.118	6.0
	MACR 3 100-T	●	●	3	0.039	0.002	0.002	0.059	6.0
	MACR 3 150-T	●	●	3	0.059	0.002	0.002	0.059	6.0
	MACR 3 200-T	●	●	3	0.079	0.002	0.002	0.118	6.0
MACR 3 250-T	●	●	3	0.098	0.002	0.002	0.118	6.0	

● = First choice ○ = Good choice



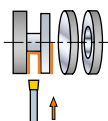
CoroCut® QD blade for Y-axis parting

Spring clamp design



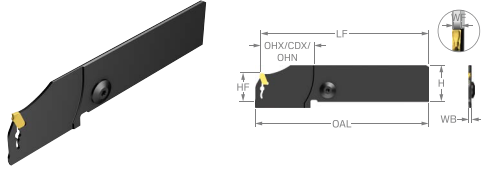
Metric (mm)

	Ordering code	SSC	CDX [mm]	OHX [mm]	H [mm]	LF [mm]	WF [mm]	HF [mm]
	QD-NN1G36C21AY1	G	36.0	44.5	25.90	115.00	2.67	21.4
	QD-NN1G45C21AY1	G	45.0	53.5	25.90	115.00	2.67	21.4
	QD-NN1G45C25AY1	G	45.0	53.5	31.90	145.00	2.67	25.0
	QD-NN1G60C25AY1	G	60.0	68.8	31.90	145.00	2.67	25.0
	NEW QD-NN1H45C25AY1	H	45.0	53.5	31.90	145.00	3.67	25.0
	NEW QD-NN1H60C25AY1	H	60.0	68.5	31.90	145.00	3.67	25.0
	NEW QD-NN1J60C25AY1	J	60.0	69.0	31.90	144.50	4.68	25.0
	QD-NN1K60C25AY1	K	60.0	69.0	31.90	144.50	5.68	25.0
	QD-NR1E36C21AY1	E	36.0	44.5	25.90	115.00	1.75	21.4
	QD-NR1E45C21AY1	E	45.0	53.5	25.90	115.00	1.75	21.4
	QD-NR1E45C25AY1	E	45.0	53.5	31.90	145.00	1.75	25.0
	QD-NR1E60C25AY1	E	60.0	68.5	31.90	145.00	1.75	25.0
	QD-NR1F36C21AY1	F	36.0	44.5	25.90	115.00	2.25	21.4
	QD-NR1F45C21AY1	F	45.0	53.5	25.90	115.00	2.25	21.4
	QD-NR1F45C25AY1	F	45.0	53.5	31.90	145.00	2.25	25.0
	QD-NR1F60C25AY1	F	60.0	68.5	31.90	145.00	2.25	25.0



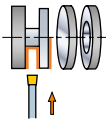
CoroCut® QD blade for Y-axis parting

Spring clamp design



Imperial (inch)

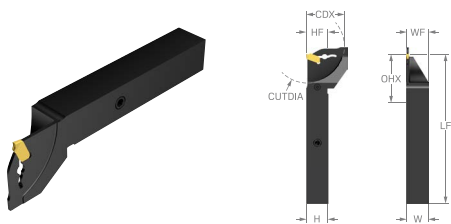
	Ordering code	SSC	CDX [inch]	OHX [inch]	H [inch]	LF [inch]	WF [inch]	HF [inch]
	QD-NN1G36C21AY1	G	1.417	1.752	1.020	4.528	0.105	0.843
	QD-NN1G45C21AY1	G	1.772	2.106	1.020	4.528	0.105	0.843
	QD-NN1G45C25AY1	G	1.772	2.106	1.256	5.709	0.105	0.984
	QD-NN1G60C25AY1	G	2.362	2.709	1.256	5.709	0.105	0.984
	NEW QD-NN1H45C25AY1	H	1.772	2.106	1.256	5.709	0.145	0.984
	NEW QD-NN1H60C25AY1	H	2.362	2.697	1.256	5.709	0.145	0.984
	NEW QD-NN1J60C25AY1	J	2.362	2.717	1.256	5.689	0.184	0.984
	QD-NN1K60C25AY1	K	2.362	2.717	1.256	5.689	0.223	0.984
	QD-NR1E36C21AY1	E	1.417	1.752	1.020	4.528	0.069	0.843
	QD-NR1E45C21AY1	E	1.772	2.106	1.020	4.528	0.069	0.843
	QD-NR1E45C25AY1	E	1.772	2.106	1.256	5.709	0.069	0.984
	QD-NR1E60C25AY1	E	2.362	2.697	1.256	5.709	0.069	0.984
	QD-NR1F36C21AY1	F	1.417	1.752	1.020	4.528	0.089	0.843
	QD-NR1F45C21AY1	F	1.772	2.106	1.020	4.528	0.089	0.843
	QD-NR1F45C25AY1	F	1.772	2.106	1.256	5.709	0.089	0.984
	QD-NR1F60C25AY1	F	2.362	2.697	1.256	5.709	0.089	0.984





CoroCut® QD shank for Y-axis parting

Spring clamp design



Metric (mm)

	Ordering code	SSC	CDX [mm]	OHX [mm]	B [mm]	H [mm]	LF [mm]	WF [mm]	HF [mm]
	QD-LFE20C1616D-Y1	E	20.0	41.0	16.00	16.00	110.00	15.90	16.0
	QD-LFE20C2020D-Y1	E	20.0	45.0	20.00	20.00	125.00	19.90	20.0
	NEW QD-LFE26C2020D-Y1	E	26.0	45.0	20.00	20.00	125.00	19.90	20.0
	QD-LFF20C2020D-Y1	F	20.0	45.0	20.00	20.00	125.00	19.90	20.0
	QD-RFE20C1616D-Y1	E	20.0	41.0	16.00	16.00	110.00	15.90	16.0
	QD-RFE20C2020D-Y1	E	20.0	45.0	20.00	20.00	125.00	19.90	20.0
	NEW QD-RFE26C2020D-Y1	E	26.0	45.0	20.00	20.00	125.00	19.90	20.0
	QD-RFF20C2020D-Y1	F	20.0	45.0	20.00	20.00	125.00	19.90	20.0

R = Right hand, L = Left hand

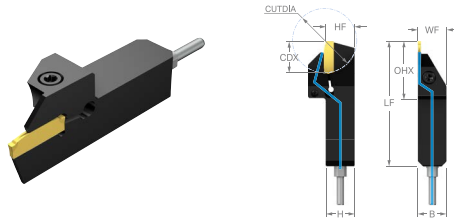
Imperial (inch)

	Ordering code	SSC	CDX [inch]	OHX [inch]	B [inch]	H [inch]	LF [inch]	WF [inch]	HF [inch]
	QD-LFE0800C10D-Y1	E	0.787	1.609	0.625	0.625	4.500	0.621	0.625
	QD-LFE0800C12D-Y1	E	0.787	1.734	0.750	0.750	5.000	0.746	0.750
	NEW QD-LFE1000C12D-Y1	E	1.000	1.734	0.750	0.750	5.000	0.746	0.750
	QD-LFF0800C12D-Y1	F	0.787	1.734	0.750	0.750	5.000	0.746	0.750
	QD-RFE0800C10D-Y1	E	0.787	1.609	0.625	0.625	4.500	0.621	0.625
	QD-RFE0800C12D-Y1	E	0.787	1.734	0.750	0.750	5.000	0.746	0.750
	NEW QD-RFE1000C12D-Y1	E	1.000	1.734	0.750	0.750	5.000	0.746	0.750
	QD-RFF0800C12D-Y1	F	0.787	1.734	0.750	0.750	5.000	0.746	0.750

R = Right hand, L = Left hand

CoroCut® 2 QS shank tool for parting and grooving

Screw clamp design



Metric (mm)

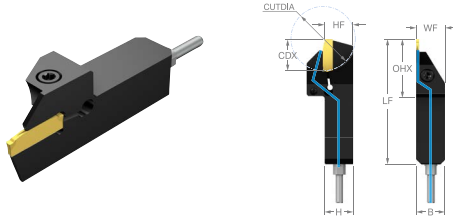
Ordering code	SSC	CDX [mm]	OHX [mm]	OHN [mm]	B [mm]	H [mm]	LF [mm]	WF [mm]	HF [mm]	CUTDIA [mm]	CP [bar]	TQ [Nm]
C2R-QS12-LE11AD	E	11.0	29.6	29.6	12.00	12.00	70.00	12.15	12.0	22	80	2.5
C2R-QS12-LF15AD	F	15.0	29.6	29.6	12.00	12.00	70.00	12.15	12.0	30	80	2.5
C2R-QS12-RE11AD	E	11.0	29.6	29.6	12.00	12.00	70.00	12.15	12.0	22	80	2.5
C2R-QS12-RF15AD	F	15.0	29.6	29.6	12.00	12.00	70.00	12.15	12.0	30	80	2.5
C2R-QS16-LE11AD	E	11.0	33.6	33.6	16.00	16.00	70.00	16.15	16.0	22	80	2.5
C2R-QS16-LE17AD	E	17.0	33.6	33.6	16.00	16.00	70.00	16.15	16.0	34	80	2.5
C2R-QS16-LF17AD	F	17.0	33.6	33.6	16.00	16.00	70.00	16.15	16.0	34	80	2.5
C2R-QS16-LG17AD	G	17.0	33.6	33.6	16.00	16.00	70.00	16.15	16.0	34	80	2.5
C2R-QS16-RE11AD	E	11.0	33.6	33.6	16.00	16.00	70.00	16.15	16.0	22	80	2.5
C2R-QS16-RE17AD	E	17.0	33.6	33.6	16.00	16.00	70.00	16.15	16.0	34	80	2.5
C2R-QS16-RF17AD	F	17.0	33.6	33.6	16.00	16.00	70.00	16.15	16.0	34	80	2.5
C2R-QS16-RG17AD	G	17.0	33.6	33.6	16.00	16.00	70.00	16.15	16.0	34	80	2.5

R = Right hand. L = Left hand



CoroCut® 2 QS shank tool for parting and grooving

Screw clamp design



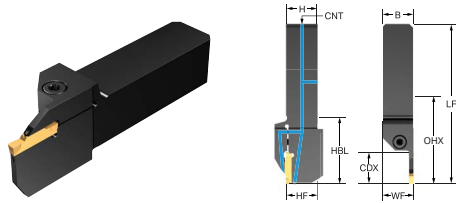
Imperial (inch)

	Ordering code	SSC	CDX [inch]	OHX [inch]	OHN [inch]	B [inch]	H [inch]	LF [inch]	WF [inch]	HF [inch]	CUTDIA [inch]	CP [lbf/in2]	TQ [ft]
	C2R-QSA08-LE11AD	E	0.433	1.165	1.165	0.500	0.500	2.756	0.506	0.500	1	1160	1.8
	C2R-QSA08-LF15AD	F	0.590	1.165	1.165	0.500	0.500	2.756	0.506	0.500	1	1160	1.8
	C2R-QSA08-RE11AD	E	0.433	1.165	1.165	0.500	0.500	2.756	0.506	0.500	1	1160	1.8
	C2R-QSA08-RF15AD	F	0.590	1.165	1.165	0.500	0.500	2.756	0.506	0.500	1	1160	1.8
	C2R-QSA10-LE11AD	E	0.433	1.323	1.323	0.625	0.625	2.756	0.631	0.625	1	1160	1.8
	C2R-QSA10-LE17AD	E	0.669	1.323	1.323	0.625	0.625	2.756	0.631	0.625	1	1160	1.8
	C2R-QSA10-LF17AD	F	0.669	1.323	1.323	0.625	0.625	2.756	0.631	0.625	1	1160	1.8
	C2R-QSA10-LG17AD	G	0.669	1.323	1.323	0.625	0.625	2.756	0.631	0.625	1	1160	1.8
	C2R-QSA10-RE11AD	E	0.433	1.323	1.323	0.625	0.625	2.756	0.631	0.625	1	1160	1.8
	C2R-QSA10-RE17AD	E	0.669	1.323	1.323	0.625	0.625	2.756	0.631	0.625	1	1160	1.8
	C2R-QSA10-RF17AD	F	0.669	1.323	1.323	0.625	0.625	2.756	0.631	0.625	1	1160	1.8
	C2R-QSA10-RG17AD	G	0.669	1.323	1.323	0.625	0.625	2.756	0.631	0.625	1	1160	1.8

R = Right hand, L = Left hand

CoroCut® 2 QS shank tool for parting and grooving

Screw clamp design



Metric (mm)

Ordering code	SSC	CDX [mm]	OHX [mm]	OHN [mm]	B [mm]	H [mm]	LF [mm]	WF [mm]	HF [mm]	CNT	CP [bar]	TQ [Nm]
C2R-QSA12-LG16CB	G	16.0	51.3	33.8	19.05	19.05	102.79	19.55	19.0	G 1/8-28	150	4.5
C2R-QSA12-RG16CB	G	16.0	51.3	33.8	19.05	19.05	102.79	19.55	19.0	G 1/8-28	150	4.5
C2R-QSA16-LE16CB	E	16.0	57.8	32.3	25.40	25.40	116.29	25.90	25.4	G 1/8-28	150	4.5
C2R-QSA16-LF20CB	F	20.3	62.1	36.6	25.40	25.40	120.61	25.90	25.4	G 1/8-28	150	4.5
C2R-QSA16-LG16CB	G	16.0	59.3	33.8	25.40	25.40	117.79	25.90	25.4	G 1/8-28	150	4.5
C2R-QSA16-LG20CB	G	20.3	63.6	38.1	25.40	25.40	122.11	25.90	25.4	G 1/8-28	150	4.5
C2R-QSA16-RE16CB	E	16.0	57.8	32.3	25.40	25.40	116.29	25.90	25.4	G 1/8-28	150	4.5
C2R-QSA16-RF20CB	F	20.3	62.1	36.6	25.40	25.40	120.61	25.90	25.4	G 1/8-28	150	4.5
C2R-QSA16-RG16CB	G	16.0	59.3	33.8	25.40	25.40	117.79	25.90	25.4	G 1/8-28	150	4.5
C2R-QSA16-RG20CB	G	20.3	63.6	38.1	25.40	25.40	122.11	25.90	25.4	G 1/8-28	150	4.5

R = Right hand, L = Left hand

Imperial (inch)

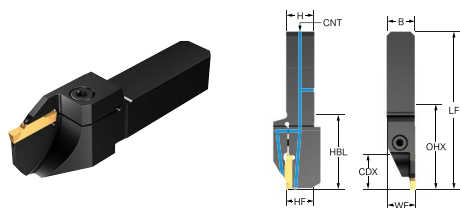
Ordering code	SSC	CDX [inch]	OHX [inch]	OHN [inch]	B [inch]	H [inch]	LF [inch]	WF [inch]	HF [inch]	CNT	CP [lbf/in2]	TQ [ft]
C2R-QS20-LG15CB	G	0.591	1.980	1.291	0.787	0.787	4.007	0.807	0.787	G 1/8-28	2176	3.3
C2R-QS20-RG15CB	G	0.591	1.980	1.291	0.787	0.787	4.007	0.807	0.787	G 1/8-28	2176	3.3
C2R-QS25-LE15CB	E	0.591	2.236	1.232	0.984	0.984	4.539	1.004	0.984	G 1/8-28	2176	3.3
C2R-QS25-LF20CB	F	0.787	2.433	1.429	0.984	0.984	4.736	1.004	0.984	G 1/8-28	2176	3.3
C2R-QS25-LG15CB	G	0.591	2.295	1.291	0.984	0.984	4.598	1.004	0.984	G 1/8-28	2176	3.3
C2R-QS25-LG20CB	G	0.787	2.492	1.488	0.984	0.984	4.795	1.004	0.984	G 1/8-28	2176	3.3
C2R-QS25-RE15CB	E	0.591	2.236	1.232	0.984	0.984	4.539	1.004	0.984	G 1/8-28	2176	3.3
C2R-QS25-RF20CB	F	0.787	2.433	1.429	0.984	0.984	4.736	1.004	0.984	G 1/8-28	2176	3.3
C2R-QS25-RG15CB	G	0.591	2.295	1.291	0.984	0.984	4.598	1.004	0.984	G 1/8-28	2176	3.3
C2R-QS25-RG20CB	G	0.787	2.492	1.488	0.984	0.984	4.795	1.004	0.984	G 1/8-28	2176	3.3

R = Right hand, L = Left hand



CoroCut® 2 QS shank tool for parting and grooving

Screw clamp design



Metric (mm)

	Ordering code	SSC	CDX [mm]	OHX [mm]	OHN [mm]	B [mm]	H [mm]	LF [mm]	WF [mm]	HF [mm]	CUTDIA [mm]	CNT	CP [bar]	TQ [Nm]
	C2R-QS20-LE20CD	E	20.0	53.8	36.3	20.00	20.00	105.29	20.50	20.0	40	G 1/8-28	150	4.5
	C2R-QS20-LF20CD	F	20.0	53.8	36.3	20.00	20.00	105.29	20.50	20.0	40	G 1/8-28	150	4.5
	C2R-QS20-LG20CD	G	20.0	55.3	37.8	20.00	20.00	106.79	20.50	20.0	40	G 1/8-28	150	4.5
	C2R-QS20-RE20CD	E	20.0	53.8	36.3	20.00	20.00	105.29	20.50	20.0	40	G 1/8-28	150	4.5
	C2R-QS20-RF20CD	F	20.0	53.8	36.3	20.00	20.00	105.29	20.50	20.0	40	G 1/8-28	150	4.5
	C2R-QS20-RG20CD	G	20.0	55.3	37.8	20.00	20.00	106.79	20.50	20.0	40	G 1/8-28	150	4.5

R = Right hand, L = Left hand

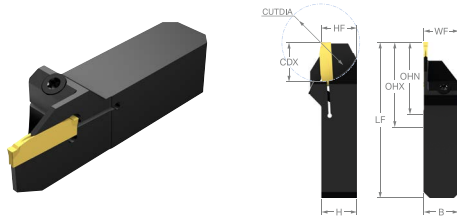
Imperial (inch)

	Ordering code	SSC	CDX [inch]	OHX [inch]	OHN [inch]	B [inch]	H [inch]	LF [inch]	WF [inch]	HF [inch]	CUTDIA [inch]	CNT	CP [lbf/in2]	TQ [ft]
	C2R-QSA12-LE20CD	E	0.800	2.130	1.441	0.750	0.750	4.158	0.770	0.750	2	G 1/8-28	2176	3.3
	C2R-QSA12-LF20CD	F	0.800	2.130	1.441	0.750	0.750	4.158	0.770	0.750	2	G 1/8-28	2176	3.3
	C2R-QSA12-LG20CD	G	0.800	2.189	1.500	0.750	0.750	4.217	0.770	0.750	2	G 1/8-28	2176	3.3
	C2R-QSA12-RE20CD	E	0.800	2.130	1.441	0.750	0.750	4.158	0.770	0.750	2	G 1/8-28	2176	3.3
	C2R-QSA12-RF20CD	F	0.800	2.130	1.441	0.750	0.750	4.158	0.770	0.750	2	G 1/8-28	2176	3.3
	C2R-QSA12-RG20CD	G	0.800	2.189	1.500	0.750	0.750	4.217	0.770	0.750	2	G 1/8-28	2176	3.3

R = Right hand, L = Left hand

CoroCut® 2 QS shank tool for parting and grooving

Screw clamp design



Metric (mm)

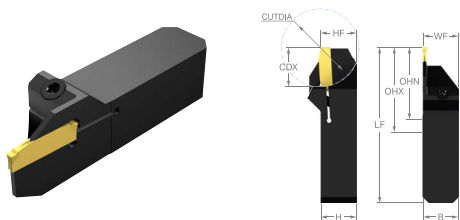
Ordering code	SSC	CDX [mm]	OHX [mm]	OHN [mm]	B [mm]	H [mm]	LF [mm]	WF [mm]	HF [mm]	CUTDIA [mm]	TQ [Nm]
C2R-QS10-LD10DS	D	10.0	30.0	23.2	10.00	10.00	70.00	10.00	10.1	20	2.5
C2R-QS10-LE10DS	E	10.0	30.0	23.2	10.00	10.00	70.00	10.00	10.1	20	2.5
C2R-QS10-LF10DS	F	10.0	30.0	23.2	10.00	10.00	70.00	10.00	10.1	20	2.5
C2R-QS10-RD10DS	D	10.0	30.0	23.2	10.00	10.00	70.00	10.00	10.1	20	2.5
C2R-QS10-RE10DS	E	10.0	30.0	23.2	10.00	10.00	70.00	10.00	10.1	20	2.5
C2R-QS10-RF10DS	F	10.0	30.0	23.2	10.00	10.00	70.00	10.00	10.1	20	2.5
C2R-QS12-LD11DS	D	11.0	30.0	24.2	12.00	12.00	70.00	12.00	12.1	22	2.5
C2R-QS12-LE11DS	E	11.0	30.0	24.2	12.00	12.00	70.00	12.00	12.1	22	2.5
C2R-QS12-LF15DS	F	15.0	30.0	28.2	12.00	12.00	70.00	12.00	12.1	30	2.5
C2R-QS12-RD11DS	D	11.0	30.0	24.2	12.00	12.00	70.00	12.00	12.1	22	2.5
C2R-QS12-RE11DS	E	11.0	30.0	24.2	12.00	12.00	70.00	12.00	12.1	22	2.5
C2R-QS12-RF15DS	F	15.0	30.0	28.2	12.00	12.00	70.00	12.00	12.1	30	2.5
C2R-QS16-LD08DS	D	8.0	30.0	21.2	16.00	16.00	70.00	16.00	16.0	16	2.5
C2R-QS16-LD17DS	D	17.0	30.2	30.2	16.00	16.00	70.00	16.00	16.0	34	2.5
C2R-QS16-LE11DS	E	11.0	30.0	24.2	16.00	16.00	70.00	16.00	16.0	22	2.5
C2R-QS16-LE17DS	E	17.0	30.2	30.2	16.00	16.00	70.00	16.00	16.0	34	2.5
C2R-QS16-LF17DS	F	17.0	30.2	30.2	16.00	16.00	70.00	16.00	16.0	34	2.5
C2R-QS16-LG17DS	G	17.0	30.2	30.2	16.00	16.00	70.00	16.00	16.0	34	2.5
C2R-QS16-RD08DS	D	8.0	30.0	21.2	16.00	16.00	70.00	16.00	16.0	16	2.5
C2R-QS16-RD17DS	D	17.0	30.2	30.2	16.00	16.00	70.00	16.00	16.0	34	2.5
C2R-QS16-RE11DS	E	11.0	30.0	24.2	16.00	16.00	70.00	16.00	16.0	22	2.5
C2R-QS16-RE17DS	E	17.0	30.2	30.2	16.00	16.00	70.00	16.00	16.0	34	2.5
C2R-QS16-RF17DS	F	17.0	30.2	30.2	16.00	16.00	70.00	16.00	16.0	34	2.5
C2R-QS16-RG17DS	G	17.0	30.2	30.2	16.00	16.00	70.00	16.00	16.0	34	2.5

R = Right hand, L = Left hand



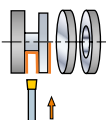
CoroCut® 2 QS shank tool for parting and grooving

Screw clamp design



Imperial (inch)

Ordering code	SSC	CDX [inch]	OHX [inch]	OHN [inch]	B [inch]	H [inch]	LF [inch]	WF [inch]	HF [inch]	CUTDIA [inch]	TQ [ft]
C2R-QSA06-LD10DS	D	0.375	1.181	0.895	0.375	0.375	2.756	0.375	0.377	1	1.8
C2R-QSA06-LE10DS	E	0.394	1.181	0.913	0.375	0.375	2.756	0.375	0.377	1	1.8
C2R-QSA06-RD10DS	D	0.375	1.181	0.895	0.375	0.375	2.756	0.375	0.377	1	1.8
C2R-QSA06-RE10DS	E	0.394	1.181	0.913	0.375	0.375	2.756	0.375	0.377	1	1.8
C2R-QSA06-RF10DS	F	0.390	1.181	0.910	0.375	0.375	2.756	0.375	0.377	1	1.8
C2R-QSA08-LD11DS	D	0.430	1.181	0.950	0.500	0.500	2.756	0.500	0.502	1	1.8
C2R-QSA08-LE11DS	E	0.430	1.181	0.950	0.500	0.500	2.756	0.500	0.502	1	1.8
C2R-QSA08-LF15DS	F	0.590	1.181	1.110	0.500	0.500	2.756	0.500	0.502	1	1.8
C2R-QSA08-RD11DS	D	0.430	1.181	0.950	0.500	0.500	2.756	0.500	0.502	1	1.8
C2R-QSA08-RE11DS	E	0.430	1.181	0.950	0.500	0.500	2.756	0.500	0.502	1	1.8
C2R-QSA08-RF15DS	F	0.590	1.181	1.110	0.500	0.500	2.756	0.500	0.502	1	1.8
C2R-QSA10-LD08DS	D	0.320	1.181	0.840	0.625	0.625	2.756	0.625	0.627	1	1.8
C2R-QSA10-LD17DS	D	0.670	1.190	1.190	0.625	0.625	2.756	0.625	0.627	1	1.8
C2R-QSA10-LE11DS	E	0.430	1.181	0.950	0.625	0.625	2.756	0.625	0.627	1	1.8
C2R-QSA10-LE17DS	E	0.669	1.189	1.189	0.625	0.625	2.756	0.625	0.627	1	1.8
C2R-QSA10-LG17DS	G	0.670	1.190	1.190	0.625	0.625	2.756	0.625	0.627	1	1.8
C2R-QSA10-RD08DS	D	0.320	1.181	0.840	0.625	0.625	2.756	0.625	0.627	1	1.8
C2R-QSA10-RD17DS	D	0.670	1.190	1.190	0.625	0.625	2.756	0.625	0.627	1	1.8
C2R-QSA10-RE11DS	E	0.430	1.181	0.950	0.625	0.625	2.756	0.625	0.627	1	1.8
C2R-QSA10-RE17DS	E	0.669	1.189	1.189	0.625	0.625	2.756	0.625	0.627	1	1.8
C2R-QSA10-RG17DS	G	0.670	1.190	1.190	0.625	0.625	2.756	0.625	0.627	1	1.8

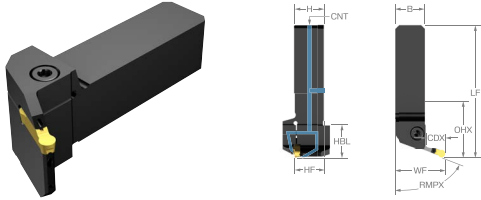


R = Right hand. L = Left hand



CoroCut® 2 QS shank tool for profiling

Screw clamp design



Metric (mm)

	Ordering code	SSC	CDX [mm]	RMPX [deg]	OHX [mm]	OHN [mm]	B [mm]	H [mm]	HBL [mm]	LF [mm]	WF [mm]	HF [mm]	CNT	CP [bar]	TQ [Nm]
	NEW C2T-QS25-LX70J16CB	J	16.0	70.00	53.0	27.5	25.00	25.00	27.5	111.46	42.60	25.0	G 1/8-28	150	4.5
	NEW C2T-QS25-RX70J16CB	J	16.0	70.00	53.0	27.5	25.00	25.00	27.5	111.46	42.60	25.0	G 1/8-28	150	4.5
	NEW C2T-QS20-LX45G04CB	G	4.0	45.00	44.2	26.7	20.00	20.00	26.7	95.66	25.60	20.0	G 1/8-28	150	4.0
	NEW C2T-QS20-RX45G04CB	G	4.0	45.00	44.2	26.7	20.00	20.00	26.7	95.66	25.60	20.0	G 1/8-28	150	4.0
	NEW C2T-QS25-LX45G04CB	G	4.0	45.00	52.2	26.7	25.00	25.00	26.7	110.66	30.60	25.0	G 1/8-28	150	4.0
	NEW C2T-QS25-LX45J05CB	J	5.0	45.00	58.8	33.3	25.00	25.00	33.3	117.33	31.60	25.0	G 1/8-28	150	4.5
	NEW C2T-QS25-RX45G04CB	G	4.0	45.00	52.2	26.7	25.00	25.00	26.7	110.66	30.60	25.0	G 1/8-28	150	4.0
	NEW C2T-QS25-RX45J05CB	J	5.0	45.00	58.8	33.3	25.00	25.00	33.3	117.33	31.60	25.0	G 1/8-28	150	4.5

R = Right hand. L = Left hand

Imperial (inch)

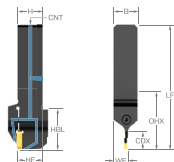
	Ordering code	SSC	CDX [inch]	RMPX [deg]	OHX [inch]	OHN [inch]	B [inch]	H [inch]	HBL [inch]	LF [inch]	WF [inch]	HF [inch]	CNT	CP [lbf/in2]	TQ [ft]
	NEW C2T-QS25-LX70J16CB	J	0.630	70.00	2.085	1.081	0.984	0.984	1.081	4.388	1.677	0.984	G 1/8-28	2176	3.3
	NEW C2T-QS25-RX70J16CB	J	0.630	70.00	2.085	1.081	0.984	0.984	1.081	4.388	1.677	0.984	G 1/8-28	2176	3.3
	NEW C2T-QS20-LX45G04CB	G	0.157	45.00	1.739	1.050	0.787	0.787	1.050	3.766	1.008	0.787	G 1/8-28	2176	3.0
	NEW C2T-QS20-RX45G04CB	G	0.157	45.00	1.739	1.050	0.787	0.787	1.050	3.766	1.008	0.787	G 1/8-28	2176	3.0
	NEW C2T-QS25-LX45G04CB	G	0.157	45.00	2.054	1.050	0.984	0.984	1.050	4.357	1.205	0.984	G 1/8-28	2176	3.0
	NEW C2T-QS25-LX45J05CB	J	0.197	45.00	2.316	1.312	0.984	0.984	1.312	4.619	1.244	0.984	G 1/8-28	2176	3.3
	NEW C2T-QS25-RX45G04CB	G	0.157	45.00	2.054	1.050	0.984	0.984	1.050	4.357	1.205	0.984	G 1/8-28	2176	3.0
	NEW C2T-QS25-RX45J05CB	J	0.197	45.00	2.316	1.312	0.984	0.984	1.312	4.619	1.244	0.984	G 1/8-28	2176	3.3

R = Right hand. L = Left hand



CoroCut® 2 QS shank tool for profiling

Screw clamp design



Metric (mm)

RMPX
[deg]
90.00

	Ordering code	SSC	CDX [mm]	OHX [mm]	OHN [mm]	B [mm]	H [mm]	HBL [mm]	LF [mm]	WF [mm]	HF [mm]	CNT	CP [bar]	TQ [Nm]
	NEW C2T-QS20-NG18BB	G	18.0	58.7	41.2	20.00	20.00	41.2	110.19	12.00	20.0	G 1/8-28	150	4.5
	NEW C2T-QS25-NG18BB	G	18.0	66.7	41.2	25.00	25.00	41.2	125.19	14.50	25.0	G 1/8-28	150	4.5
	NEW C2T-QS25-NJ22BB	J	22.0	73.0	47.5	25.00	25.00	47.5	131.51	15.50	25.0	G 1/8-28	150	4.5

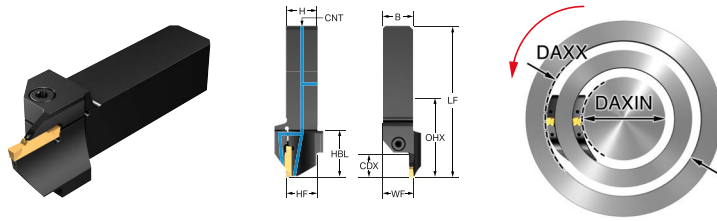
Imperial (inch)

RMPX
[deg]
90.00

	Ordering code	SSC	CDX [inch]	OHX [inch]	OHN [inch]	B [inch]	H [inch]	HBL [inch]	LF [inch]	WF [inch]	HF [inch]	CNT	CP [lbf/in2]	TQ [ft]
	NEW C2T-QS20-NG18BB	G	0.709	2.311	1.622	0.787	0.787	1.622	4.338	0.472	0.787	G 1/8-28	2176	3.3
	NEW C2T-QS25-NG18BB	G	0.709	2.626	1.622	0.984	0.984	1.622	4.929	0.571	0.984	G 1/8-28	2176	3.3
	NEW C2T-QS25-NJ22BB	J	0.866	2.874	1.870	0.984	0.984	1.870	5.177	0.610	0.984	G 1/8-28	2176	3.3

CoroCut® 2 QS shank tool for face grooving

Screw clamp design



Metric (mm)

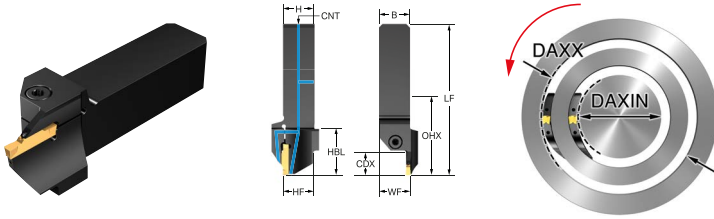
Ordering code	SSC	CDX [mm]	DAXIN [mm]	DAXX [mm]	OHX [mm]	OHN [mm]	B [mm]	H [mm]	LF [mm]	WF [mm]	HF [mm]	CNT	CP [bar]	TQ [Nm]
C2A-QS20-RFG15B-034CB	G	15.0	34.0	44.0	50.3	32.8	20.00	20.00	101.80	20.50	20.0	G 1/8-28	150	4.5
C2A-QS20-RFG15B-038CB	G	15.0	38.0	48.0	50.3	32.8	20.00	20.00	101.80	20.50	20.0	G 1/8-28	150	4.5
C2A-QS20-RFG15B-042CB	G	15.0	42.0	60.0	50.3	32.8	20.00	20.00	101.80	20.50	20.0	G 1/8-28	150	4.5
C2A-QS20-RFG15B-054CB	G	15.0	54.0	75.0	50.3	32.8	20.00	20.00	101.80	20.50	20.0	G 1/8-28	150	4.5
C2A-QS20-RFG15B-067CB	G	15.0	67.0	100.0	50.3	32.8	20.00	20.00	101.80	20.50	20.0	G 1/8-28	150	4.5
C2A-QS20-RFG15B-090CB	G	15.0	90.0	160.0	50.3	32.8	20.00	20.00	101.80	20.50	20.0	G 1/8-28	150	4.5
C2A-QS20-RFG15B-130CB	G	15.0	130.0	160.0	50.3	32.8	20.00	20.00	101.80	20.50	20.0	G 1/8-28	150	4.5
C2A-QS20-RFH18B-040CB	H	18.0	40.0	60.0	55.6	38.1	20.00	20.00	107.10	20.50	20.0	G 1/8-28	150	4.5
C2A-QS20-RFH18B-052CB	H	18.0	52.0	72.0	55.6	38.1	20.00	20.00	107.10	20.50	20.0	G 1/8-28	150	4.5
C2A-QS20-RFH18B-064CB	H	18.0	64.0	100.0	55.6	38.1	20.00	20.00	107.10	20.50	20.0	G 1/8-28	150	4.5
C2A-QS20-RFH18B-092CB	H	18.0	92.0	140.0	55.6	38.1	20.00	20.00	107.10	20.50	20.0	G 1/8-28	150	4.5
C2A-QS20-RFH18B-132CB	H	18.0	132.0	230.0	55.6	38.1	20.00	20.00	107.10	20.50	20.0	G 1/8-28	150	4.5
C2A-QS25-RFG15B-042CB	G	15.0	42.0	60.0	58.3	32.8	25.00	25.00	116.80	25.50	25.0	G 1/8-28	150	4.5
C2A-QS25-RFG15B-054CB	G	15.0	54.0	75.0	58.3	32.8	25.00	25.00	116.80	25.50	25.0	G 1/8-28	150	4.5
C2A-QS25-RFG15B-067CB	G	15.0	67.0	100.0	58.3	32.8	25.00	25.00	116.80	25.50	25.0	G 1/8-28	150	4.5
C2A-QS25-RFG15B-090CB	G	15.0	90.0	160.0	58.3	32.8	25.00	25.00	116.80	25.50	25.0	G 1/8-28	150	4.5
C2A-QS25-RFG15B-130CB	G	15.0	130.0	160.0	58.3	32.8	25.00	25.00	116.80	25.50	25.0	G 1/8-28	150	4.5
C2A-QS25-RFH18B-064CB	H	18.0	64.0	100.0	63.6	38.1	25.00	25.00	122.10	25.50	25.0	G 1/8-28	150	4.5
C2A-QS25-RFH18B-092CB	H	18.0	92.0	140.0	63.6	38.1	25.00	25.00	122.10	25.50	25.0	G 1/8-28	150	4.5
C2A-QS25-RFH18B-132CB	H	18.0	132.0	230.0	63.6	38.1	25.00	25.00	122.10	25.50	25.0	G 1/8-28	150	4.5
C2A-QS25-RFH18B-220CB	H	18.0	220.0	500.0	63.6	38.1	25.00	25.00	122.10	25.50	25.0	G 1/8-28	150	4.5
C2A-QS25-RFH18B-300CB	H	18.0	300.0	800.0	63.6	38.1	25.00	25.00	122.10	25.50	25.0	G 1/8-28	150	4.5
C2A-QS25-RFJ18B-040CB	J	18.0	40.0	70.0	63.6	38.1	25.00	25.00	122.10	25.50	25.0	G 1/8-28	150	4.5
C2A-QS25-RFJ18B-060CB	J	18.0	60.0	95.0	63.6	38.1	25.00	25.00	122.10	25.50	25.0	G 1/8-28	150	4.5
C2A-QS25-RFJ18B-085CB	J	18.0	85.0	130.0	63.6	38.1	25.00	25.00	122.10	25.50	25.0	G 1/8-28	150	4.5
C2A-QS25-RFJ18B-120CB	J	18.0	120.0	180.0	63.6	38.1	25.00	25.00	122.10	25.50	25.0	G 1/8-28	150	4.5

R = Right hand. L = Left hand



CoroCut® 2 QS shank tool for face grooving

Screw clamp design



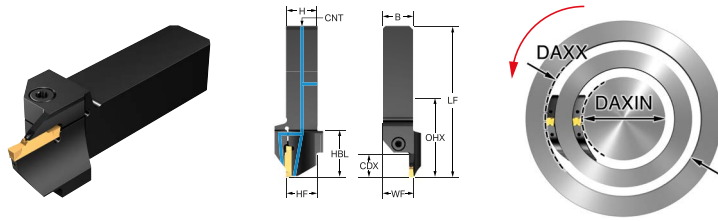
Metric (mm)

Ordering code	SSC	CDX [mm]	DAXIN [mm]	DAXX [mm]	OHX [mm]	OHN [mm]	B [mm]	H [mm]	LF [mm]	WF [mm]	HF [mm]	CNT	CP [bar]	TQ [Nm]
C2A-QS25-RFJ18B-175CB	J	18.0	175.0	500.0	63.6	38.1	25.00	25.00	122.10	25.50	25.0	G 1/8-28	150	4.5
C2A-QS25-RFK18B-040CB	K	18.0	40.0	70.0	63.6	38.1	25.00	25.00	122.10	25.50	25.0	G 1/8-28	150	4.5
C2A-QS25-RFK18B-058CB	K	18.0	58.0	100.0	63.6	38.1	25.00	25.00	122.10	25.50	25.0	G 1/8-28	150	4.5
C2A-QS25-RFK18B-088CB	K	18.0	88.0	180.0	63.6	38.1	25.00	25.00	122.10	25.50	25.0	G 1/8-28	150	4.5
C2A-QS25-RFK18B-168CB	K	18.0	168.0	400.0	63.6	38.1	25.00	25.00	122.10	25.50	25.0	G 1/8-28	150	4.5
C2A-QS25-RFK18B-220CB	K	18.0	220.0	500.0	63.6	38.1	25.00	25.00	122.10	25.50	25.0	G 1/8-28	150	4.5
C2A-QS25-RFL23B-050CB	L	23.0	50.0	80.0	70.2	44.7	25.00	25.00	128.70	26.50	25.0	G 1/8-28	150	6.5
C2A-QS25-RFL23B-075CB	L	23.0	75.0	150.0	70.2	44.7	25.00	25.00	128.70	26.50	25.0	G 1/8-28	150	6.5
C2A-QS25-RFL23B-140CB	L	23.0	140.0	400.0	70.2	44.7	25.00	25.00	128.70	26.50	25.0	G 1/8-28	150	6.5

R = Right hand, L = Left hand

CoroCut® 2 QS shank tool for face grooving

Screw clamp design



Imperial (inch)

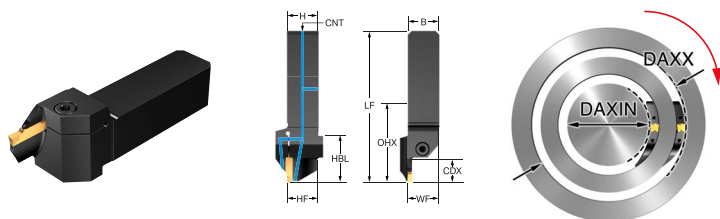
Ordering code	SSC	CDX [inch]	DAXIN [inch]	DAXX [inch]	OHX [inch]	OHN [inch]	B [inch]	H [inch]	LF [inch]	WF [inch]	HF [inch]	CNT	CP [lbf/in2]	TQ [ft]
C2A-QSA12-RFG15B-034CB	G	0.590	1.339	1.732	1.979	1.290	0.750	0.750	4.007	0.770	0.750	G 1/8-28	2176	3.3
C2A-QSA12-RFG15B-042CB	G	0.590	1.654	2.362	1.979	1.290	0.750	0.750	4.007	0.770	0.750	G 1/8-28	2176	3.3
C2A-QSA12-RFH18B-040CB	H	0.709	1.575	2.362	2.190	1.501	0.750	0.750	4.217	0.770	0.750	G 1/8-28	2176	3.3
C2A-QSA12-RFH18B-092CB	H	0.709	3.622	5.512	2.190	1.501	0.750	0.750	4.217	0.770	0.750	G 1/8-28	2176	3.3
C2A-QSA12-RFH18B-132CB	H	0.709	5.197	9.055	2.190	1.501	0.750	0.750	4.217	0.770	0.750	G 1/8-28	2176	3.3
C2A-QSA16-RFG15B-042CB	G	0.590	1.654	2.362	2.294	1.290	1.000	1.000	4.597	1.020	1.000	G 1/8-28	2176	3.3
C2A-QSA16-RFG15B-090CB	G	0.590	3.543	6.299	2.294	1.290	1.000	1.000	4.597	1.020	1.000	G 1/8-28	2176	3.3
C2A-QSA16-RFG15B-130CB	G	0.590	5.118	6.299	2.294	1.290	1.000	1.000	4.597	1.020	1.000	G 1/8-28	2176	3.3
C2A-QSA16-RFH18B-064CB	H	0.709	2.520	3.937	2.505	1.501	1.000	1.000	4.808	1.020	1.000	G 1/8-28	2176	3.3
C2A-QSA16-RFH18B-092CB	H	0.709	3.622	5.512	2.505	1.501	1.000	1.000	4.808	1.020	1.000	G 1/8-28	2176	3.3
C2A-QSA16-RFH18B-132CB	H	0.709	5.197	9.055	2.505	1.501	1.000	1.000	4.808	1.020	1.000	G 1/8-28	2176	3.3
C2A-QSA16-RFH18B-220CB	H	0.709	8.661	19.685	2.505	1.501	1.000	1.000	4.808	1.020	1.000	G 1/8-28	2176	3.3
C2A-QSA16-RFH18B-300CB	H	0.709	11.811	31.496	2.505	1.501	1.000	1.000	4.808	1.020	1.000	G 1/8-28	2176	3.3
C2A-QSA16-RFJ18B-060CB	J	0.709	2.362	3.740	2.505	1.501	1.000	1.000	4.808	1.020	1.000	G 1/8-28	2176	3.3
C2A-QSA16-RFJ18B-120CB	J	0.709	4.724	7.087	2.505	1.501	1.000	1.000	4.808	1.020	1.000	G 1/8-28	2176	3.3
C2A-QSA16-RFJ18B-175CB	J	0.709	6.890	19.685	2.505	1.501	1.000	1.000	4.808	1.020	1.000	G 1/8-28	2176	3.3
C2A-QSA16-RFK18B-040CB	K	0.709	1.575	2.756	2.505	1.501	1.000	1.000	4.808	1.020	1.000	G 1/8-28	2176	3.3
C2A-QSA16-RFK18B-088CB	K	0.709	3.465	7.087	2.505	1.501	1.000	1.000	4.808	1.020	1.000	G 1/8-28	2176	3.3
C2A-QSA16-RFL23B-140CB	L	0.906	5.512	15.748	2.766	1.762	1.000	1.000	5.069	1.060	1.000	G 1/8-28	2176	4.8

R = Right hand, L = Left hand



CoroCut® 2 QS shank tool for face grooving

Screw clamp design



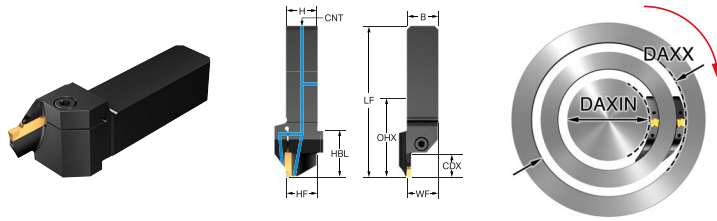
Metric (mm)

Ordering code	SSC	CDX [mm]	DAXIN [mm]	DAXX [mm]	OHX [mm]	OHN [mm]	B [mm]	H [mm]	LF [mm]	WF [mm]	HF [mm]	CNT	CP [bar]	TQ [Nm]
C2A-QS20-LFG15B-034CB	G	15.0	34.0	44.0	50.3	32.8	20.00	20.00	101.80	20.50	20.0	G 1/8-28	150	4.5
C2A-QS20-LFG15B-038CB	G	15.0	38.0	48.0	50.3	32.8	20.00	20.00	101.80	20.50	20.0	G 1/8-28	150	4.5
C2A-QS20-LFG15B-042CB	G	15.0	42.0	60.0	50.3	32.8	20.00	20.00	101.80	20.50	20.0	G 1/8-28	150	4.5
C2A-QS20-LFG15B-054CB	G	15.0	54.0	75.0	50.3	32.8	20.00	20.00	101.80	20.50	20.0	G 1/8-28	150	4.5
C2A-QS20-LFG15B-067CB	G	15.0	67.0	100.0	50.3	32.8	20.00	20.00	101.80	20.50	20.0	G 1/8-28	150	4.5
C2A-QS20-LFG15B-090CB	G	15.0	90.0	160.0	50.3	32.8	20.00	20.00	101.80	20.50	20.0	G 1/8-28	150	4.5
C2A-QS20-LFG15B-130CB	G	15.0	130.0	160.0	50.3	32.8	20.00	20.00	101.80	20.50	20.0	G 1/8-28	150	4.5
C2A-QS20-LFH18B-040CB	H	18.0	40.0	60.0	55.6	38.1	20.00	20.00	107.10	20.50	20.0	G 1/8-28	150	4.5
C2A-QS20-LFH18B-052CB	H	18.0	52.0	72.0	55.6	38.1	20.00	20.00	107.10	20.50	20.0	G 1/8-28	150	4.5
C2A-QS20-LFH18B-064CB	H	18.0	64.0	100.0	55.6	38.1	20.00	20.00	107.10	20.50	20.0	G 1/8-28	150	4.5
C2A-QS20-LFH18B-092CB	H	18.0	92.0	140.0	55.6	38.1	20.00	20.00	107.10	20.50	20.0	G 1/8-28	150	4.5
C2A-QS20-LFH18B-132CB	H	18.0	132.0	230.0	55.6	38.1	20.00	20.00	107.10	20.50	20.0	G 1/8-28	150	4.5
C2A-QS25-LFG15B-042CB	G	15.0	42.0	60.0	58.3	32.8	25.00	25.00	116.80	25.50	25.0	G 1/8-28	150	4.5
C2A-QS25-LFG15B-054CB	G	15.0	54.0	75.0	58.3	32.8	25.00	25.00	116.80	25.50	25.0	G 1/8-28	150	4.5
C2A-QS25-LFG15B-067CB	G	15.0	67.0	100.0	58.3	32.8	25.00	25.00	116.80	25.50	25.0	G 1/8-28	150	4.5
C2A-QS25-LFG15B-090CB	G	15.0	90.0	160.0	58.3	32.8	25.00	25.00	116.80	25.50	25.0	G 1/8-28	150	4.5
C2A-QS25-LFG15B-130CB	G	15.0	130.0	160.0	58.3	32.8	25.00	25.00	116.80	25.50	25.0	G 1/8-28	150	4.5
C2A-QS25-LFH18B-064CB	H	18.0	64.0	100.0	63.6	38.1	25.00	25.00	122.10	25.50	25.0	G 1/8-28	150	4.5
C2A-QS25-LFH18B-092CB	H	18.0	92.0	140.0	63.6	38.1	25.00	25.00	122.10	25.50	25.0	G 1/8-28	150	4.5
C2A-QS25-LFH18B-132CB	H	18.0	132.0	230.0	63.6	38.1	25.00	25.00	122.10	25.50	25.0	G 1/8-28	150	4.5
C2A-QS25-LFH18B-220CB	H	18.0	220.0	500.0	63.6	38.1	25.00	25.00	122.10	25.50	25.0	G 1/8-28	150	4.5
C2A-QS25-LFH18B-300CB	H	18.0	300.0	800.0	63.6	38.1	25.00	25.00	122.10	25.50	25.0	G 1/8-28	150	4.5
C2A-QS25-LFJ18B-040CB	J	18.0	40.0	70.0	63.6	38.1	25.00	25.00	122.10	25.50	25.0	G 1/8-28	150	4.5
C2A-QS25-LFJ18B-060CB	J	18.0	60.0	95.0	63.6	38.1	25.00	25.00	122.10	25.50	25.0	G 1/8-28	150	4.5
C2A-QS25-LFJ18B-085CB	J	18.0	85.0	130.0	63.6	38.1	25.00	25.00	122.10	25.50	25.0	G 1/8-28	150	4.5
C2A-QS25-LFJ18B-120CB	J	18.0	120.0	180.0	63.6	38.1	25.00	25.00	122.10	25.50	25.0	G 1/8-28	150	4.5

R = Right hand, L = Left hand

CoroCut® 2 QS shank tool for face grooving

Screw clamp design



Metric (mm)

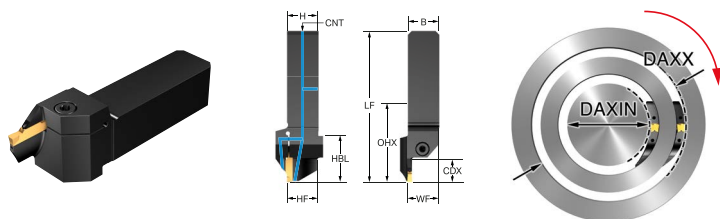
Ordering code	SSC	CDX [mm]	DAXIN [mm]	DAXX [mm]	OHX [mm]	OHN [mm]	B [mm]	H [mm]	LF [mm]	WF [mm]	HF [mm]	CNT	CP [bar]	TQ [Nm]
C2A-QS25-LFJ18B-175CB	J	18.0	175.0	500.0	63.6	38.1	25.00	25.00	122.10	25.50	25.0	G 1/8-28	150	4.5
C2A-QS25-LFK18B-040CB	K	18.0	40.0	70.0	63.6	38.1	25.00	25.00	122.10	25.50	25.0	G 1/8-28	150	4.5
C2A-QS25-LFK18B-058CB	K	18.0	58.0	100.0	63.6	38.1	25.00	25.00	122.10	25.50	25.0	G 1/8-28	150	4.5
C2A-QS25-LFK18B-088CB	K	18.0	88.0	180.0	63.6	38.1	25.00	25.00	122.10	25.50	25.0	G 1/8-28	150	4.5
C2A-QS25-LFK18B-168CB	K	18.0	168.0	400.0	63.6	38.1	25.00	25.00	122.10	25.50	25.0	G 1/8-28	150	4.5
C2A-QS25-LFK18B-220CB	K	18.0	220.0	500.0	63.6	38.1	25.00	25.00	122.10	25.50	25.0	G 1/8-28	150	4.5
C2A-QS25-LFL23B-050CB	L	23.0	50.0	80.0	70.2	44.7	25.00	25.00	128.70	26.50	25.0	G 1/8-28	150	6.5
C2A-QS25-LFL23B-075CB	L	23.0	75.0	150.0	70.2	44.7	25.00	25.00	128.70	26.50	25.0	G 1/8-28	150	6.5
C2A-QS25-LFL23B-140CB	L	23.0	140.0	400.0	70.2	44.7	25.00	25.00	128.70	26.50	25.0	G 1/8-28	150	6.5

R = Right hand. L = Left hand



CoroCut® 2 QS shank tool for face grooving

Screw clamp design



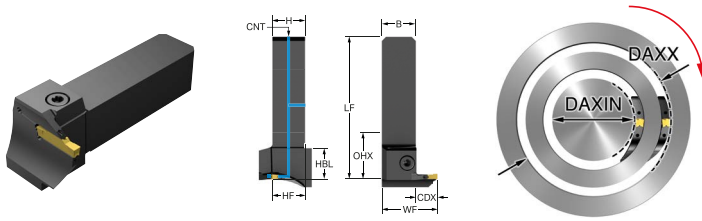
Imperial (inch)

Ordering code	SSC	CDX [inch]	DAXIN [inch]	DAXX [inch]	OHX [inch]	OHN [inch]	B [inch]	H [inch]	LF [inch]	WF [inch]	HF [inch]	CNT	CP [lbf/in2]	TQ [ft]
C2A-QSA12-LFG15B-034CB	G	0.590	1.339	1.732	1.979	1.290	0.750	0.750	4.007	0.770	0.750	G 1/8-28	2176	3.3
C2A-QSA12-LFG15B-042CB	G	0.590	1.654	2.362	1.979	1.290	0.750	0.750	4.007	0.770	0.750	G 1/8-28	2176	3.3
C2A-QSA12-LFH18B-040CB	H	0.709	1.575	2.362	2.190	1.501	0.750	0.750	4.217	0.770	0.750	G 1/8-28	2176	3.3
C2A-QSA12-LFH18B-092CB	H	0.709	3.622	5.512	2.190	1.501	0.750	0.750	4.217	0.770	0.750	G 1/8-28	2176	3.3
C2A-QSA12-LFH18B-132CB	H	0.709	5.197	9.055	2.190	1.501	0.750	0.750	4.217	0.770	0.750	G 1/8-28	2176	3.3
C2A-QSA16-LFG15B-042CB	G	0.590	1.654	2.362	2.294	1.290	1.000	1.000	4.597	1.020	1.000	G 1/8-28	2176	3.3
C2A-QSA16-LFG15B-067CB	G	0.590	2.638	3.937	2.294	1.290	1.000	1.000	4.597	1.020	1.000	G 1/8-28	2176	3.3
C2A-QSA16-LFG15B-090CB	G	0.590	3.543	6.299	2.294	1.290	1.000	1.000	4.597	1.020	1.000	G 1/8-28	2176	3.3
C2A-QSA16-LFH18B-064CB	H	0.709	2.520	3.937	2.505	1.501	1.000	1.000	4.808	1.020	1.000	G 1/8-28	2176	3.3
C2A-QSA16-LFH18B-092CB	H	0.709	3.622	5.512	2.505	1.501	1.000	1.000	4.808	1.020	1.000	G 1/8-28	2176	3.3
C2A-QSA16-LFH18B-132CB	H	0.709	5.197	9.055	2.505	1.501	1.000	1.000	4.808	1.020	1.000	G 1/8-28	2176	3.3
C2A-QSA16-LFH18B-220CB	H	0.709	8.661	19.685	2.505	1.501	1.000	1.000	4.808	1.020	1.000	G 1/8-28	2176	3.3
C2A-QSA16-LFH18B-300CB	H	0.709	11.811	31.496	2.505	1.501	1.000	1.000	4.808	1.020	1.000	G 1/8-28	2176	3.3
C2A-QSA16-LFJ18B-060CB	J	0.709	2.362	3.740	2.505	1.501	1.000	1.000	4.808	1.020	1.000	G 1/8-28	2176	3.3
C2A-QSA16-LFJ18B-120CB	J	0.709	4.724	7.087	2.505	1.501	1.000	1.000	4.808	1.020	1.000	G 1/8-28	2176	3.3
C2A-QSA16-LFJ18B-175CB	J	0.709	6.890	19.685	2.505	1.501	1.000	1.000	4.808	1.020	1.000	G 1/8-28	2176	3.3
C2A-QSA16-LFK18B-040CB	K	0.709	1.575	2.756	2.505	1.501	1.000	1.000	4.808	1.020	1.000	G 1/8-28	2176	3.3
C2A-QSA16-LFK18B-088CB	K	0.709	3.465	7.087	2.505	1.501	1.000	1.000	4.808	1.020	1.000	G 1/8-28	2176	3.3
C2A-QSA16-LFL23B-140CB	L	0.906	5.512	15.748	2.766	1.762	1.000	1.000	5.069	1.060	1.000	G 1/8-28	2176	4.8

R = Right hand, L = Left hand

CoroCut® 2 QS shank tool for face grooving

Screw clamp design



Metric (mm)

	Ordering code	SSC	CDX [mm]	DAXIN [mm]	DAXX [mm]	OHX [mm]	OHN [mm]	B [mm]	H [mm]	LF [mm]	WF [mm]	HF [mm]	CNT	CP [bar]	TQ [Nm]
	C2A-QS25-RGH15B-132CB	H	15.0	132.0	230.0	48.5	23.0	25.00	25.00	107.00	42.00	25.0	G 1/8-28	150	4.5
	C2A-QS25-RGH15B-40CB	H	15.0	40.0	60.0	48.5	23.0	25.00	25.00	107.00	42.00	25.0	G 1/8-28	150	4.5
	C2A-QS25-RGH15B-52CB	H	15.0	52.0	72.0	48.5	23.0	25.00	25.00	107.00	42.00	25.0	G 1/8-28	150	4.5
	C2A-QS25-RGH15B-64CB	H	15.0	64.0	100.0	48.5	23.0	25.00	25.00	107.00	42.00	25.0	G 1/8-28	150	4.5
	C2A-QS25-RGH15B-92CB	H	15.0	92.0	140.0	48.5	23.0	25.00	25.00	107.00	42.00	25.0	G 1/8-28	150	4.5

R = Right hand, L = Left hand

Imperial (inch)

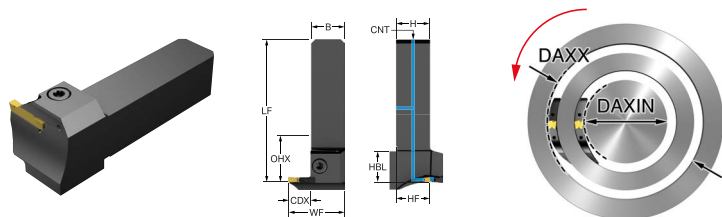
	Ordering code	SSC	CDX [inch]	DAXIN [inch]	DAXX [inch]	OHX [inch]	OHN [inch]	B [inch]	H [inch]	LF [inch]	WF [inch]	HF [inch]	CNT	CP [lbf/in2]	TQ [ft]
	C2A-QSA16-RGH15B-132CB	H	0.591	5.197	9.055	1.909	0.906	1.000	1.000	4.213	1.670	1.000	G 1/8-28	2176	3.3
	C2A-QSA16-RGH15B-64CB	H	0.591	2.520	3.937	1.909	0.906	1.000	1.000	4.213	1.670	1.000	G 1/8-28	2176	3.3

R = Right hand, L = Left hand



CoroCut® 2 QS shank tool for face grooving

Screw clamp design



Metric (mm)

Ordering code	SSC	CDX [mm]	DAXIN [mm]	DAXX [mm]	OHX [mm]	OHN [mm]	B [mm]	H [mm]	LF [mm]	WF [mm]	HF [mm]	CNT	CP [bar]	TQ [Nm]
C2A-QS25-LGH15B-132CB	H	15.0	132.0	230.0	48.5	23.0	25.00	25.00	107.00	42.00	25.0	G 1/8-28	150	4.5
C2A-QS25-LGH15B-40CB	H	15.0	40.0	60.0	48.5	23.0	25.00	25.00	107.00	42.00	25.0	G 1/8-28	150	4.5
C2A-QS25-LGH15B-52CB	H	15.0	52.0	72.0	48.5	23.0	25.00	25.00	107.00	42.00	25.0	G 1/8-28	150	4.5
C2A-QS25-LGH15B-64CB	H	15.0	64.0	100.0	48.5	23.0	25.00	25.00	107.00	42.00	25.0	G 1/8-28	150	4.5
C2A-QS25-LGH15B-92CB	H	15.0	92.0	140.0	48.5	23.0	25.00	25.00	107.00	42.00	25.0	G 1/8-28	150	4.5

R = Right hand, L = Left hand

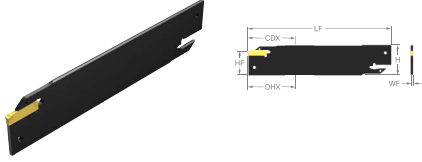
Imperial (inch)

Ordering code	SSC	CDX [inch]	DAXIN [inch]	DAXX [inch]	OHX [inch]	OHN [inch]	B [inch]	H [inch]	LF [inch]	WF [inch]	HF [inch]	CNT	CP [lbf/in2]	TQ [ft]
C2A-QSA16-LGH15B-132CB	H	0.591	5.197	9.055	1.909	0.906	1.000	1.000	4.213	1.670	1.000	G 1/8-28	2176	3.3
C2A-QSA16-LGH15B-64CB	H	0.591	2.520	3.937	1.909	0.906	1.000	1.000	4.213	1.670	1.000	G 1/8-28	2176	3.3

R = Right hand, L = Left hand

CoroCut® 2 blade for parting

Spring clamp design



Metric (mm)

	Ordering code	SSC	CDX [mm]	OHX [mm]	OHN [mm]	H [mm]	LF [mm]	WF [mm]	HF [mm]
	C2R-BN21-NF20DA2	F	20.0	36.0	22.0	25.90	110.00	2.25	21.4
	C2R-BN21-NG20DA2	G	20.0	36.0	22.0	25.90	110.00	2.67	21.4
	C2R-BN25-NF20DA2	F	20.0	55.0	22.0	31.90	150.00	2.25	25.0
	C2R-BN25-NG20DA2	G	20.0	55.0	22.0	31.90	150.00	2.67	25.0
	C2R-BN25-NH25DA2	H	25.0	55.0	27.0	31.90	150.00	3.67	25.0

R = Right hand. L = Left hand

Imperial (inch)

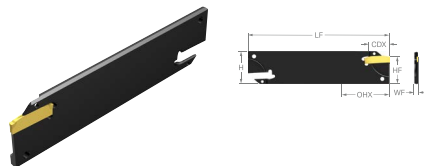
	Ordering code	SSC	CDX [inch]	OHX [inch]	OHN [inch]	H [inch]	LF [inch]	WF [inch]	HF [inch]
	C2R-BN21-NF20DA2	F	0.787	1.417	0.866	1.020	4.331	0.089	0.843
	C2R-BN21-NG20DA2	G	0.787	1.417	0.866	1.020	4.331	0.105	0.843
	C2R-BN25-NF20DA2	F	0.787	2.165	0.866	1.256	5.906	0.089	0.984
	C2R-BN25-NG20DA2	G	0.787	2.165	0.866	1.256	5.906	0.105	0.984
	C2R-BN25-NH25DA2	H	0.984	2.165	1.063	1.256	5.906	0.145	0.984

R = Right hand. L = Left hand



CoroCut[®] 2 blade for parting

Spring clamp design



Metric (mm)

	Ordering code	SSC	CDX [mm]	OHX [mm]	OHN [mm]	H [mm]	LF [mm]	WF [mm]	HF [mm]	CUTDIA [mm]
	C2R-BN21-RE15DC2	E	15.0	36.0	17.0	25.90	110.00	1.75	21.4	30

R = Right hand, L = Left hand

Imperial (inch)

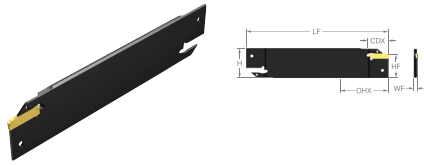
	Ordering code	SSC	CDX [inch]	OHX [inch]	OHN [inch]	H [inch]	LF [inch]	WF [inch]	HF [inch]	CUTDIA [inch]
	C2R-BN21-RE15DC2	E	0.591	1.417	0.669	1.020	4.331	0.069	0.843	1

R = Right hand, L = Left hand



CoroCut[®] 2 blade for parting

Spring clamp design



Metric (mm)

	Ordering code	SSC	CDX [mm]	OHX [mm]	OHN [mm]	H [mm]	LF [mm]	WF [mm]	HF [mm]
	C2R-BN25-RE20DE2	E	20.0	55.0	22.0	31.90	150.00	1.75	25.0

R = Right hand, L = Left hand

Imperial (inch)

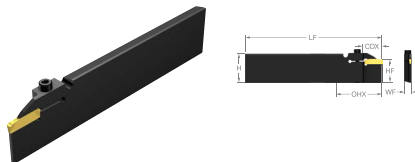
	Ordering code	SSC	CDX [inch]	OHX [inch]	OHN [inch]	H [inch]	LF [inch]	WF [inch]	HF [inch]
	C2R-BN25-RE20DE2	E	0.787	2.165	0.866	1.256	5.906	0.069	0.984

R = Right hand, L = Left hand



CoroCut® 2 blade for parting

Screw clamp design



Metric (mm)

	Ordering code	SSC	CDX [mm]	OHX [mm]	OHN [mm]	H [mm]	LF [mm]	WF [mm]	HF [mm]	TQ [Nm]
	C2R-BL21-RE20DF1	E	20.0	36.0	22.0	25.90	110.00	8.25	21.4	4.0
	C2R-BL21-RF20DF1	F	20.0	36.0	22.0	25.90	110.00	8.25	21.4	4.0
	C2R-BL21-RG20DF1	G	20.0	36.0	22.0	25.90	110.00	8.32	21.4	4.0
	C2R-BL25-RE20DF1	E	20.0	55.0	22.0	31.90	150.00	8.25	25.0	4.0
	C2R-BL25-RF20DF1	F	20.0	55.0	22.0	31.90	150.00	8.25	25.0	4.0
	C2R-BL25-RG20DF1	G	20.0	55.0	22.0	31.90	150.00	8.32	25.0	4.0
	C2R-BL25-RH25DF1	H	25.0	55.0	27.0	31.90	150.00	8.32	25.0	5.0
	C2R-BL25-RJ25DF1	J	25.0	55.0	27.0	31.90	150.00	8.32	25.0	5.0
	C2R-BL25-RK25DF1	K	25.0	55.0	27.0	31.90	150.00	8.32	25.0	5.0

R = Right hand, L = Left hand

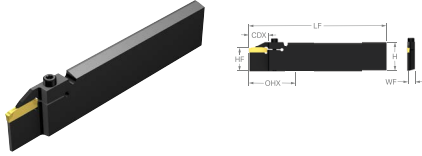
Imperial (inch)

	Ordering code	SSC	CDX [inch]	OHX [inch]	OHN [inch]	H [inch]	LF [inch]	WF [inch]	HF [inch]	TQ [ft]
	C2R-BL21-RE20DF1	E	0.787	1.417	0.866	1.020	4.331	0.325	0.843	3.0
	C2R-BL21-RF20DF1	F	0.787	1.417	0.866	1.020	4.331	0.325	0.843	3.0
	C2R-BL21-RG20DF1	G	0.787	1.417	0.866	1.020	4.331	0.328	0.843	3.0
	C2R-BL25-RE20DF1	E	0.787	2.165	0.866	1.256	5.906	0.325	0.984	3.0
	C2R-BL25-RF20DF1	F	0.787	2.165	0.866	1.256	5.906	0.325	0.984	3.0
	C2R-BL25-RG20DF1	G	0.787	2.165	0.866	1.256	5.906	0.328	0.984	3.0
	C2R-BL25-RH25DF1	H	0.984	2.165	1.063	1.256	5.906	0.328	0.984	3.7
	C2R-BL25-RJ25DF1	J	0.984	2.165	1.063	1.256	5.906	0.328	0.984	3.7
	C2R-BL25-RK25DF1	K	0.984	2.165	1.063	1.256	5.906	0.328	0.984	3.7

R = Right hand, L = Left hand

CoroCut® 2 blade for parting

Screw clamp design



Metric (mm)

Ordering code	SSC	CDX [mm]	OHX [mm]	OHN [mm]	H [mm]	LF [mm]	WF [mm]	HF [mm]	TQ [Nm]
C2R-BR21-LE20DF1	E	20.0	36.0	22.0	25.90	110.00	8.25	21.4	4.0
C2R-BR21-LF20DF1	F	20.0	36.0	22.0	25.90	110.00	8.25	21.4	4.0
C2R-BR21-LG20DF1	G	20.0	36.0	22.0	25.90	110.00	8.32	21.4	4.0
C2R-BR25-LE20DF1	E	20.0	55.0	22.0	31.90	150.00	8.25	25.0	4.0
C2R-BR25-LF20DF1	F	20.0	55.0	22.0	31.90	150.00	8.25	25.0	4.0
C2R-BR25-LG20DF1	G	20.0	55.0	22.0	31.90	150.00	8.32	25.0	4.0
C2R-BR25-LH25DF1	H	25.0	55.0	27.0	31.90	150.00	8.32	25.0	5.0
C2R-BR25-LJ25DF1	J	25.0	55.0	27.0	31.90	150.00	8.32	25.0	5.0
C2R-BR25-LK25DF1	K	25.0	55.0	27.0	31.90	150.00	8.32	25.0	5.0

R = Right hand. L = Left hand

Imperial (inch)

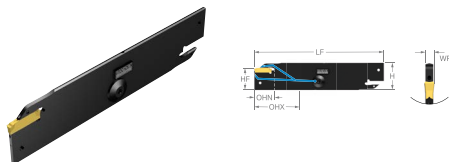
Ordering code	SSC	CDX [inch]	OHX [inch]	OHN [inch]	H [inch]	LF [inch]	WF [inch]	HF [inch]	TQ [ft]
C2R-BR21-LE20DF1	E	0.787	1.417	0.866	1.020	4.331	0.325	0.843	3.0
C2R-BR21-LF20DF1	F	0.787	1.417	0.866	1.020	4.331	0.325	0.843	3.0
C2R-BR21-LG20DF1	G	0.787	1.417	0.866	1.020	4.331	0.328	0.843	3.0
C2R-BR25-LE20DF1	E	0.787	2.165	0.866	1.256	5.906	0.325	0.984	3.0
C2R-BR25-LF20DF1	F	0.787	2.165	0.866	1.256	5.906	0.325	0.984	3.0
C2R-BR25-LG20DF1	G	0.787	2.165	0.866	1.256	5.906	0.328	0.984	3.0
C2R-BR25-LH25DF1	H	0.984	2.165	1.063	1.256	5.906	0.328	0.984	3.7
C2R-BR25-LJ25DF1	J	0.984	2.165	1.063	1.256	5.906	0.328	0.984	3.7
C2R-BR25-LK25DF1	K	0.984	2.165	1.063	1.256	5.906	0.328	0.984	3.7

R = Right hand. L = Left hand



CoroCut® 2 blade for parting

Spring clamp design



Metric (mm)

	Ordering code	SSC	CDX [mm]	OHX [mm]	OHN [mm]	H [mm]	LF [mm]	WF [mm]	HF [mm]	CP [bar]
	C2R-BN21-NG20CA2	G	20.0	36.0	22.0	25.90	110.00	2.67	21.4	70
	C2R-BN25-NG20CA2	G	20.0	55.0	22.0	31.90	150.00	2.67	25.0	70
	C2R-BN25-NH25CA2	H	20.0	55.0	27.0	31.90	150.00	3.67	25.0	70

R = Right hand, L = Left hand

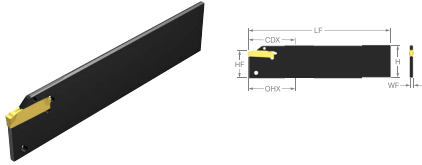
Imperial (inch)

	Ordering code	SSC	CDX [inch]	OHX [inch]	OHN [inch]	H [inch]	LF [inch]	WF [inch]	HF [inch]	CP [lbf/in2]
	C2R-BN21-NG20CA2	G	0.787	1.417	0.866	1.020	4.331	0.105	0.843	1015
	C2R-BN25-NG20CA2	G	0.787	2.165	0.866	1.256	5.906	0.105	0.984	1015
	C2R-BN25-NH25CA2	H	0.787	2.165	1.063	1.256	5.906	0.145	0.984	1015

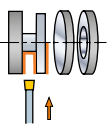
R = Right hand, L = Left hand

CoroCut® 2 blade for parting

Spring clamp design

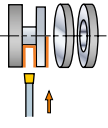


Metric (mm)

	Ordering code	SSC	CDX [mm]	OHX [mm]	OHN [mm]	H [mm]	LF [mm]	WF [mm]	HF [mm]
	C2R-BN21-NG20DA1	G	20.0	36.0	22.0	25.90	110.00	2.67	21.4
	C2R-BN25-NG20DA1	G	20.0	55.0	22.0	31.90	150.00	2.67	25.0

R = Right hand, L = Left hand

Imperial (inch)

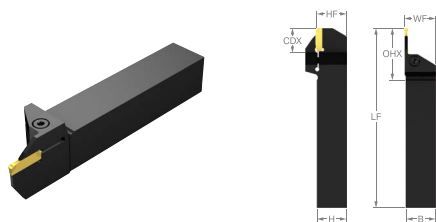
	Ordering code	SSC	CDX [inch]	OHX [inch]	OHN [inch]	H [inch]	LF [inch]	WF [inch]	HF [inch]
	C2R-BN21-NG20DA1	G	0.787	1.417	0.866	1.020	4.331	0.105	0.843
	C2R-BN25-NG20DA1	G	0.787	2.165	0.866	1.256	5.906	0.105	0.984

R = Right hand, L = Left hand



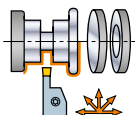
CoroCut® 2 shank tool for parting and grooving

Screw clamp design



Metric (mm)

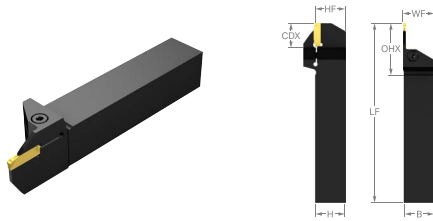
Ordering code	SSC	CDX [mm]	OHX [mm]	OHN [mm]	B [mm]	H [mm]	LF [mm]	WF [mm]	HF [mm]	TQ [Nm]
C2R-RS12-LD08DB	D	8.0	38.8	26.8	12.00	12.00	125.00	13.00	12.0	3.5
C2R-RS12-LE08DB	E	8.0	38.9	26.9	12.00	12.00	125.00	13.00	12.0	4.0
C2R-RS12-LE12DB	E	12.0	42.9	30.9	12.00	12.00	125.00	13.00	12.0	4.0
C2R-RS12-LF10DB	F	10.0	40.9	28.9	12.00	12.00	125.00	13.00	12.0	4.0
C2R-RS12-LG12DB	G	12.0	44.4	32.4	12.00	12.00	125.00	13.00	12.0	4.0
C2R-RS12-RD08DB	D	8.0	38.8	26.8	12.00	12.00	125.00	13.00	12.0	3.5
C2R-RS12-RE08DB	E	8.0	38.9	26.9	12.00	12.00	125.00	13.00	12.0	4.0
C2R-RS12-RE12DB	E	12.0	42.9	30.9	12.00	12.00	125.00	13.00	12.0	4.0
C2R-RS12-RF10DB	F	10.0	40.9	28.9	12.00	12.00	125.00	13.00	12.0	4.0
C2R-RS12-RG12DB	G	12.0	44.4	32.4	12.00	12.00	125.00	13.00	12.0	4.0
C2R-RS16-LD08DB	D	8.0	42.8	26.8	16.00	16.00	125.00	17.00	16.0	3.5
C2R-RS16-LD15DB	D	15.0	49.8	33.8	16.00	16.00	125.00	17.00	16.0	4.0
C2R-RS16-LE08DB	E	8.0	42.9	26.9	16.00	16.00	125.00	17.00	16.0	4.0
C2R-RS16-LE15DB	E	15.0	49.9	33.9	16.00	16.00	125.00	17.00	16.0	4.5
C2R-RS16-LF10DB	F	10.0	44.9	28.9	16.00	16.00	125.00	17.00	16.0	4.0
C2R-RS16-LF20DB	F	20.0	54.9	38.9	16.00	16.00	125.00	17.00	16.0	4.5
C2R-RS16-LG10DB	G	10.0	46.4	30.4	16.00	16.00	125.00	17.00	16.0	4.0
C2R-RS16-LG20DB	G	20.0	56.4	40.4	16.00	16.00	125.00	17.00	16.0	4.5
C2R-RS16-LH13DB	H	13.0	51.7	35.7	16.00	16.00	125.00	17.00	16.0	4.5
C2R-RS16-LH25DB	H	25.0	63.7	47.7	16.00	16.00	125.00	17.00	16.0	5.5
C2R-RS16-RD08DB	D	8.0	42.8	26.8	16.00	16.00	125.00	17.00	16.0	3.5
C2R-RS16-RD15DB	D	15.0	49.8	33.8	16.00	16.00	125.00	17.00	16.0	4.0
C2R-RS16-RE08DB	E	8.0	42.9	26.9	16.00	16.00	125.00	17.00	16.0	4.0
C2R-RS16-RE15DB	E	15.0	49.9	33.9	16.00	16.00	125.00	17.00	16.0	4.5
C2R-RS16-RF10DB	F	10.0	44.9	28.9	16.00	16.00	125.00	17.00	16.0	4.0
C2R-RS16-RF20DB	F	20.0	54.9	38.9	16.00	16.00	125.00	17.00	16.0	4.5



R = Right hand. L = Left hand

CoroCut® 2 shank tool for parting and grooving

Screw clamp design



Metric (mm)

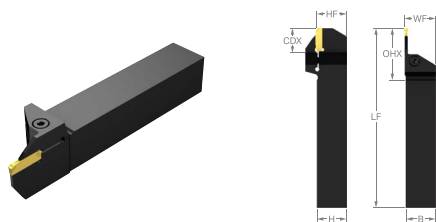
Ordering code	SSC	CDX [mm]	OHX [mm]	OHN [mm]	B [mm]	H [mm]	LF [mm]	WF [mm]	HF [mm]	TQ [Nm]
C2R-RS16-RG10DB	G	10.0	46.4	30.4	16.00	16.00	125.00	17.00	16.0	4.0
C2R-RS16-RG20DB	G	20.0	56.4	40.4	16.00	16.00	125.00	17.00	16.0	4.5
C2R-RS16-RH13DB	H	13.0	51.7	35.7	16.00	16.00	125.00	17.00	16.0	4.5
C2R-RS16-RH25DB	H	25.0	63.7	47.7	16.00	16.00	125.00	17.00	16.0	5.5
C2R-RS20-LD08DB	D	8.0	46.8	26.8	20.00	20.00	125.00	21.00	20.0	3.5
C2R-RS20-LD15DB	D	15.0	53.8	33.8	20.00	20.00	125.00	21.00	20.0	4.0
C2R-RS20-LE08DB	E	8.0	46.9	26.9	20.00	20.00	125.00	21.00	20.0	4.0
C2R-RS20-LE15DB	E	15.0	53.9	33.9	20.00	20.00	125.00	21.00	20.0	4.5
C2R-RS20-LF10DB	F	10.0	48.9	28.9	20.00	20.00	125.00	21.00	20.0	4.0
C2R-RS20-LF20DB	F	20.0	58.9	38.9	20.00	20.00	125.00	21.00	20.0	4.5
C2R-RS20-LG10DB	G	10.0	50.4	30.4	20.00	20.00	125.00	21.00	20.0	4.0
C2R-RS20-LG20DB	G	20.0	60.4	40.4	20.00	20.00	125.00	21.00	20.0	4.5
C2R-RS20-LH13DB	H	13.0	55.7	35.7	20.00	20.00	125.00	21.00	20.0	4.5
C2R-RS20-LH25DB	H	25.0	67.7	47.7	20.00	20.00	125.00	21.00	20.0	5.5
C2R-RS20-LJ13DB	J	13.0	55.7	35.7	20.00	20.00	125.00	21.00	20.0	4.5
C2R-RS20-RD08DB	D	8.0	46.8	26.8	20.00	20.00	125.00	21.00	20.0	3.5
C2R-RS20-RD15DB	D	15.0	53.8	33.8	20.00	20.00	125.00	21.00	20.0	4.0
C2R-RS20-RE08DB	E	8.0	46.9	26.9	20.00	20.00	125.00	21.00	20.0	4.0
C2R-RS20-RE15DB	E	15.0	53.9	33.9	20.00	20.00	125.00	21.00	20.0	4.5
C2R-RS20-RF10DB	F	10.0	48.9	28.9	20.00	20.00	125.00	21.00	20.0	4.0
C2R-RS20-RF20DB	F	20.0	58.9	38.9	20.00	20.00	125.00	21.00	20.0	4.5
C2R-RS20-RG10DB	G	10.0	50.4	30.4	20.00	20.00	125.00	21.00	20.0	4.0
C2R-RS20-RG20DB	G	20.0	60.4	40.4	20.00	20.00	125.00	21.00	20.0	4.5
C2R-RS20-RH13DB	H	13.0	55.7	35.7	20.00	20.00	125.00	21.00	20.0	4.5
C2R-RS20-RH25DB	H	25.0	67.7	47.7	20.00	20.00	125.00	21.00	20.0	5.5
C2R-RS20-RJ13DB	J	13.0	55.7	35.7	20.00	20.00	125.00	21.00	20.0	4.5

R = Right hand. L = Left hand



CoroCut[®] 2 shank tool for parting and grooving

Screw clamp design



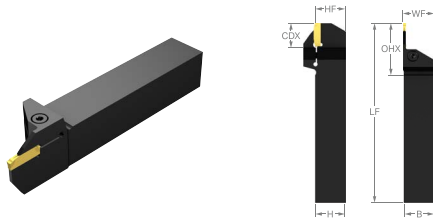
Metric (mm)

Ordering code	SSC	CDX [mm]	OHX [mm]	OHN [mm]	B [mm]	H [mm]	LF [mm]	WF [mm]	HF [mm]	TQ [Nm]
C2R-RS25-LD08DB	D	8.0	51.8	26.8	25.00	25.00	150.00	26.00	25.0	3.5
C2R-RS25-LD15DB	D	15.0	58.8	33.8	25.00	25.00	150.00	26.00	25.0	4.0
C2R-RS25-LE08DB	E	8.0	51.9	26.9	25.00	25.00	150.00	26.00	25.0	4.0
C2R-RS25-LE15DB	E	15.0	58.9	33.9	25.00	25.00	150.00	26.00	25.0	4.5
C2R-RS25-LF10DB	F	10.0	53.9	28.9	25.00	25.00	150.00	26.00	25.0	4.0
C2R-RS25-LF20DB	F	20.0	63.9	38.9	25.00	25.00	150.00	26.00	25.0	4.5
C2R-RS25-LG10DB	G	10.0	55.4	30.4	25.00	25.00	150.00	26.00	25.0	4.0
C2R-RS25-LG20DB	G	20.0	65.4	40.4	25.00	25.00	150.00	26.00	25.0	4.5
C2R-RS25-LH13DB	H	13.0	60.7	35.7	25.00	25.00	150.00	26.00	25.0	4.5
C2R-RS25-LH25DB	H	25.0	72.7	47.7	25.00	25.00	150.00	26.00	25.0	5.5
C2R-RS25-LJ13DB	J	13.0	60.7	35.7	25.00	25.00	150.00	26.00	25.0	4.5
C2R-RS25-LJ22DB	J	22.0	69.7	44.7	25.00	25.00	150.00	26.00	25.0	4.5
C2R-RS25-LJ32DB	J	32.0	79.7	54.7	25.00	25.00	150.00	26.00	25.0	5.5
C2R-RS25-LK16DB	K	16.0	63.7	38.7	25.00	25.00	150.00	26.00	25.0	4.5
C2R-RS25-LK32DB	K	32.0	79.7	54.7	25.00	25.00	150.00	26.00	25.0	5.5
C2R-RS25-LL16DB	L	16.0	63.3	38.3	25.00	25.00	150.00	26.50	25.0	6.5
C2R-RS25-LL25DB	L	25.0	72.3	47.3	25.00	25.00	150.00	26.50	25.0	6.5
C2R-RS25-RD08DB	D	8.0	51.8	26.8	25.00	25.00	150.00	26.00	25.0	3.5
C2R-RS25-RD15DB	D	15.0	58.8	33.8	25.00	25.00	150.00	26.00	25.0	4.0
C2R-RS25-RE08DB	E	8.0	51.9	26.9	25.00	25.00	150.00	26.00	25.0	4.0
C2R-RS25-RE15DB	E	15.0	58.9	33.9	25.00	25.00	150.00	26.00	25.0	4.5
C2R-RS25-RF10DB	F	10.0	53.9	28.9	25.00	25.00	150.00	26.00	25.0	4.0
C2R-RS25-RF20DB	F	20.0	63.9	38.9	25.00	25.00	150.00	26.00	25.0	4.5
C2R-RS25-RG10DB	G	10.0	55.4	30.4	25.00	25.00	150.00	26.00	25.0	4.0
C2R-RS25-RG20DB	G	20.0	65.4	40.4	25.00	25.00	150.00	26.00	25.0	4.5
C2R-RS25-RH13DB	H	13.0	60.7	35.7	25.00	25.00	150.00	26.00	25.0	4.5

R = Right hand. L = Left hand

CoroCut® 2 shank tool for parting and grooving

Screw clamp design



Metric (mm)

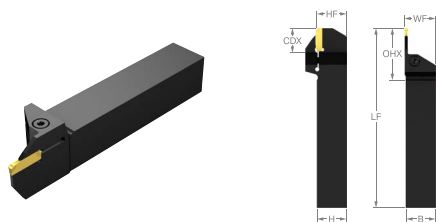
Ordering code	SSC	CDX [mm]	OHX [mm]	OHN [mm]	B [mm]	H [mm]	Lf [mm]	WF [mm]	HF [mm]	TQ [Nm]
C2R-RS25-RH25DB	H	25.0	72.7	47.7	25.00	25.00	150.00	26.00	25.0	5.5
C2R-RS25-RJ13DB	J	13.0	60.7	35.7	25.00	25.00	150.00	26.00	25.0	4.5
C2R-RS25-RJ22DB	J	22.0	69.7	44.7	25.00	25.00	150.00	26.00	25.0	4.5
C2R-RS25-RJ32DB	J	32.0	79.7	54.7	25.00	25.00	150.00	26.00	25.0	5.5
C2R-RS25-RK16DB	K	16.0	63.7	38.7	25.00	25.00	150.00	26.00	25.0	4.5
C2R-RS25-RK32DB	K	32.0	79.7	54.7	25.00	25.00	150.00	26.00	25.0	5.5
C2R-RS25-RL16DB	L	16.0	63.3	38.3	25.00	25.00	150.00	26.50	25.0	6.5
C2R-RS25-RL25DB	L	25.0	72.3	47.3	25.00	25.00	150.00	26.50	25.0	6.5
C2R-RS32-LG20DB	G	20.0	72.4	40.4	32.00	32.00	170.00	33.00	32.0	4.5
C2R-RS32-LH13DB	H	13.0	67.7	35.7	32.00	32.00	170.00	33.00	32.0	4.5
C2R-RS32-LH25DB	H	25.0	79.7	47.7	32.00	32.00	170.00	33.00	32.0	5.5
C2R-RS32-LJ13DB	J	13.0	67.7	35.7	32.00	32.00	170.00	33.00	32.0	4.5
C2R-RS32-LJ32DB	J	32.0	86.7	54.7	32.00	32.00	170.00	33.00	32.0	5.5
C2R-RS32-LK16DB	K	16.0	70.7	38.7	32.00	32.00	170.00	33.00	32.0	4.5
C2R-RS32-LK32DB	K	32.0	86.7	54.7	32.00	32.00	170.00	33.00	32.0	5.5
C2R-RS32-LL32DB	L	32.0	86.3	54.3	32.00	32.00	170.00	33.50	32.0	6.5
C2R-RS32-RG20DB	G	20.0	72.4	40.4	32.00	32.00	170.00	33.00	32.0	4.5
C2R-RS32-RH13DB	H	13.0	67.7	35.7	32.00	32.00	170.00	33.00	32.0	4.5
C2R-RS32-RH25DB	H	25.0	79.7	47.7	32.00	32.00	170.00	33.00	32.0	5.5
C2R-RS32-RJ13DB	J	13.0	67.7	35.7	32.00	32.00	170.00	33.00	32.0	4.5
C2R-RS32-RJ32DB	J	32.0	86.7	54.7	32.00	32.00	170.00	33.00	32.0	5.5
C2R-RS32-RK16DB	K	16.0	70.7	38.7	32.00	32.00	170.00	33.00	32.0	4.5
C2R-RS32-RK32DB	K	32.0	86.7	54.7	32.00	32.00	170.00	33.00	32.0	5.5
C2R-RS32-RL32DB	L	32.0	86.3	54.3	32.00	32.00	170.00	33.50	32.0	6.5

R = Right hand, L = Left hand



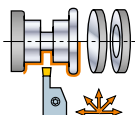
CoroCut® 2 shank tool for parting and grooving

Screw clamp design



Imperial (inch)

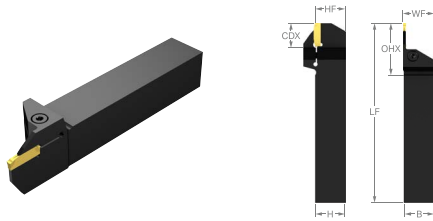
Ordering code	SSC	CDX [inch]	OHX [inch]	OHN [inch]	B [inch]	H [inch]	LF [inch]	WF [inch]	HF [inch]	TQ [ft]
C2R-RSA08-LD08DB	D	0.320	1.560	1.060	0.500	0.500	4.500	0.512	0.500	2.6
C2R-RSA08-LE08DB	E	0.320	1.564	1.064	0.500	0.500	4.500	0.512	0.500	3.0
C2R-RSA08-LE15DB	E	0.590	1.834	1.334	0.500	0.500	4.500	0.512	0.500	3.3
C2R-RSA08-RD08DB	D	0.320	1.560	1.060	0.500	0.500	4.500	0.512	0.500	2.6
C2R-RSA08-RE08DB	E	0.320	1.564	1.064	0.500	0.500	4.500	0.512	0.500	3.0
C2R-RSA08-RE15DB	E	0.590	1.834	1.334	0.500	0.500	4.500	0.512	0.500	3.3
C2R-RSA10-LE08DB	E	0.320	1.689	1.064	0.625	0.625	4.500	0.669	0.625	3.0
C2R-RSA10-LE15DB	E	0.590	1.959	1.334	0.625	0.625	4.500	0.669	0.625	3.3
C2R-RSA10-LF10DB	F	0.400	1.769	1.144	0.625	0.625	5.000	0.669	0.625	3.0
C2R-RSA10-LF20DB	F	0.790	2.159	1.534	0.625	0.625	4.500	0.669	0.625	3.3
C2R-RSA10-LG10DB	G	0.394	1.821	1.196	0.625	0.625	5.000	0.669	0.625	3.0
C2R-RSA10-LH13DB	H	0.512	2.031	1.406	0.625	0.625	5.000	0.669	0.625	3.3
C2R-RSA10-RD08DB	D	0.320	1.685	1.060	0.625	0.625	5.000	0.670	0.625	2.6
C2R-RSA10-RD15DB	D	0.590	1.955	1.330	0.625	0.625	5.000	0.670	0.625	3.0
C2R-RSA10-RE08DB	E	0.320	1.689	1.064	0.625	0.625	4.500	0.669	0.625	3.0
C2R-RSA10-RE15DB	E	0.590	1.959	1.334	0.625	0.625	4.500	0.669	0.625	3.3
C2R-RSA10-RF10DB	F	0.400	1.769	1.144	0.625	0.625	4.500	0.669	0.625	3.0
C2R-RSA10-RF20DB	F	0.790	2.159	1.534	0.625	0.625	4.500	0.669	0.625	3.3
C2R-RSA10-RG10DB	G	0.400	1.828	1.203	0.625	0.625	4.500	0.669	0.625	3.0
C2R-RSA10-RH13DB	H	0.512	2.031	1.406	0.625	0.625	5.000	0.669	0.625	3.3
C2R-RSA12-LD08DB	D	0.320	1.810	1.060	0.750	0.750	5.000	0.825	0.750	2.6
C2R-RSA12-LD15DB	D	0.590	2.080	1.330	0.750	0.750	5.000	0.827	0.750	3.0
C2R-RSA12-LE08DB	E	0.320	1.814	1.064	0.750	0.750	4.500	0.827	0.750	3.0
C2R-RSA12-LE15DB	E	0.590	2.084	1.334	0.750	0.750	5.000	0.823	0.750	3.3
C2R-RSA12-LF10DB	F	0.400	1.894	1.144	0.750	0.750	4.500	0.827	0.750	3.0
C2R-RSA12-LF20DB	F	0.790	2.284	1.534	0.750	0.750	5.000	0.827	0.750	3.3



R = Right hand. L = Left hand

CoroCut® 2 shank tool for parting and grooving

Screw clamp design



Imperial (inch)

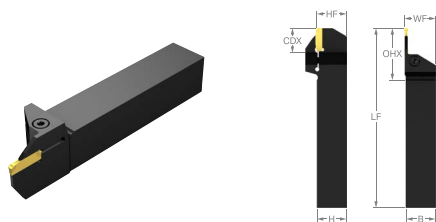
Ordering code	SSC	CDX [inch]	OHX [inch]	OHN [inch]	B [inch]	H [inch]	LF [inch]	WF [inch]	HF [inch]	TQ [ft]
C2R-RSA12-LG10DB	G	0.400	1.953	1.203	0.750	0.750	4.500	0.827	0.750	3.0
C2R-RSA12-LG20DB	G	0.790	2.343	1.593	0.750	0.750	5.000	0.827	0.750	3.3
C2R-RSA12-LH13DB	H	0.512	2.156	1.406	0.750	0.750	5.000	0.827	0.750	3.3
C2R-RSA12-LH25DB	H	0.980	2.624	1.874	0.750	0.750	5.000	0.827	0.750	4.1
C2R-RSA12-RD08DB	D	0.320	1.810	1.060	0.750	0.750	5.000	0.825	0.750	2.6
C2R-RSA12-RD15DB	D	0.590	2.080	1.330	0.750	0.750	5.000	0.827	0.750	3.0
C2R-RSA12-RE08DB	E	0.320	1.814	1.064	0.750	0.750	4.500	0.827	0.750	3.0
C2R-RSA12-RE15DB	E	0.590	2.084	1.334	0.750	0.750	5.000	0.827	0.750	3.3
C2R-RSA12-RF10DB	F	0.400	1.894	1.144	0.750	0.750	4.500	0.827	0.750	3.0
C2R-RSA12-RF20DB	F	0.790	2.284	1.534	0.750	0.750	5.000	0.827	0.750	3.3
C2R-RSA12-RG10DB	G	0.400	1.953	1.203	0.750	0.750	4.500	0.827	0.750	3.0
C2R-RSA12-RG20DB	G	0.790	2.343	1.593	0.750	0.750	5.000	0.827	0.750	3.3
C2R-RSA12-RH13DB	H	0.512	2.156	1.406	0.750	0.750	5.000	0.827	0.750	3.3
C2R-RSA12-RH25DB	H	0.980	2.624	1.874	0.750	0.750	5.000	0.827	0.750	4.1
C2R-RSA16-LD08DB	D	0.320	2.060	1.060	1.000	1.000	5.000	1.028	1.000	2.6
C2R-RSA16-LD15DB	D	0.590	2.330	1.330	1.000	1.000	6.000	1.028	1.000	3.0
C2R-RSA16-LE08DB	E	0.320	2.064	1.064	1.000	1.000	5.000	1.024	1.000	3.0
C2R-RSA16-LE15DB	E	0.590	2.334	1.334	1.000	1.000	6.000	1.024	1.000	3.3
C2R-RSA16-LF10DB	F	0.400	2.144	1.144	1.000	1.000	5.000	1.024	1.000	3.0
C2R-RSA16-LF20DB	F	0.790	2.534	1.534	1.000	1.000	6.000	1.024	1.000	3.3
C2R-RSA16-LG10DB	G	0.400	2.203	1.203	1.000	1.000	5.000	1.024	1.000	3.0
C2R-RSA16-LG20DB	G	0.790	2.593	1.593	1.000	1.000	6.000	1.024	1.000	3.3
C2R-RSA16-LH13DB	H	0.512	2.406	1.406	1.000	1.000	5.000	1.024	1.000	3.3
C2R-RSA16-LH25DB	H	0.980	2.874	1.874	1.000	1.000	6.000	1.024	1.000	4.1
C2R-RSA16-LJ13DB	J	0.512	2.406	1.406	1.000	1.000	5.000	1.024	1.000	3.3
C2R-RSA16-LJ32DB	J	1.260	3.154	2.154	1.000	1.000	6.000	1.024	1.000	4.1

R = Right hand. L = Left hand



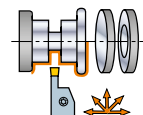
CoroCut® 2 shank tool for parting and grooving

Screw clamp design



Imperial (inch)

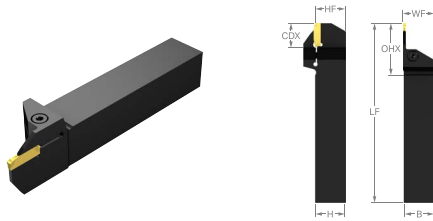
Ordering code	SSC	CDX [inch]	OHX [inch]	OHN [inch]	B [inch]	H [inch]	LF [inch]	WF [inch]	HF [inch]	TQ [ft]
C2R-RSA16-LK16DB	K	0.630	2.524	1.524	1.000	1.000	5.000	1.024	1.000	3.3
C2R-RSA16-LK32DB	K	1.260	3.154	2.154	1.000	1.000	6.000	1.024	1.000	4.1
C2R-RSA16-LL16DB	L	0.630	2.509	1.509	1.000	1.000	6.000	1.033	1.000	4.8
C2R-RSA16-LL25DB	L	1.000	2.879	1.879	1.000	1.000	6.000	1.033	1.000	4.8
C2R-RSA16-RD08DB	D	0.320	2.060	1.060	1.000	1.000	5.000	1.028	1.000	2.6
C2R-RSA16-RD15DB	D	0.590	2.330	1.330	1.000	1.000	6.000	1.028	1.000	3.0
C2R-RSA16-RE08DB	E	0.320	2.064	1.064	1.000	1.000	5.000	1.024	1.000	3.0
C2R-RSA16-RE15DB	E	0.590	2.334	1.334	1.000	1.000	6.000	1.024	1.000	3.3
C2R-RSA16-RF10DB	F	0.400	2.144	1.144	1.000	1.000	5.000	1.024	1.000	3.0
C2R-RSA16-RF20DB	F	0.790	2.534	1.534	1.000	1.000	6.000	1.024	1.000	3.3
C2R-RSA16-RG10DB	G	0.400	2.203	1.203	1.000	1.000	5.000	1.024	1.000	3.0
C2R-RSA16-RG20DB	G	0.790	2.593	1.593	1.000	1.000	6.000	1.024	1.000	3.3
C2R-RSA16-RH13DB	H	0.512	2.406	1.406	1.000	1.000	5.000	1.024	1.000	3.3
C2R-RSA16-RH25DB	H	0.980	2.874	1.874	1.000	1.000	6.000	1.024	1.000	4.1
C2R-RSA16-RJ13DB	J	0.512	2.406	1.406	1.000	1.000	5.000	1.024	1.000	3.3
C2R-RSA16-RJ32DB	J	1.260	3.154	2.154	1.000	1.000	6.000	1.024	1.000	4.1
C2R-RSA16-RK16DB	K	0.630	2.524	1.524	1.000	1.000	5.000	1.024	1.000	3.3
C2R-RSA16-RK32DB	K	1.260	3.154	2.154	1.000	1.000	6.000	1.024	1.000	4.1
C2R-RSA16-RL16DB	L	0.630	2.509	1.509	1.000	1.000	6.000	1.033	1.000	4.8
C2R-RSA16-RL25DB	L	1.000	2.879	1.879	1.000	1.000	6.000	1.033	1.000	4.8
C2R-RSA20-LF10DB	F	0.400	2.394	1.144	1.250	1.250	6.000	1.299	1.250	3.0
C2R-RSA20-LF20DB	F	0.790	2.784	1.534	1.250	1.250	6.000	1.299	1.250	3.3
C2R-RSA20-LG10DB	G	0.400	2.453	1.203	1.250	1.250	6.000	1.299	1.250	3.0
C2R-RSA20-LG20DB	G	0.790	2.843	1.593	1.250	1.250	6.000	1.299	1.250	3.3
C2R-RSA20-LH13DB	H	0.512	2.656	1.406	1.250	1.250	6.000	1.299	1.250	3.3
C2R-RSA20-LH25DB	H	0.980	3.124	1.874	1.250	1.250	6.000	1.299	1.250	4.1



R = Right hand, L = Left hand

CoroCut® 2 shank tool for parting and grooving

Screw clamp design



Imperial (inch)

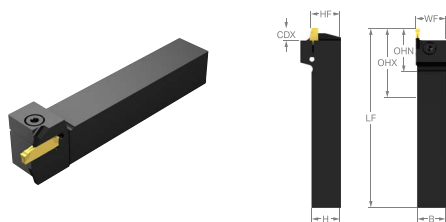
Ordering code	SSC	CDX [inch]	OHX [inch]	OHN [inch]	B [inch]	H [inch]	LF [inch]	WF [inch]	HF [inch]	TQ [ft]
C2R-RSA20-LJ13DB	J	0.512	2.656	1.406	1.250	1.250	6.000	1.299	1.250	3.3
C2R-RSA20-LJ32DB	J	1.260	3.404	2.154	1.250	1.250	6.000	1.299	1.250	4.1
C2R-RSA20-LK16DB	K	0.630	2.774	1.524	1.250	1.250	6.000	1.299	1.250	3.3
C2R-RSA20-LK32DB	K	1.260	3.404	2.154	1.250	1.250	6.000	1.299	1.250	4.1
C2R-RSA20-LL25DB	L	1.000	3.129	1.879	1.250	1.250	6.000	1.300	1.250	4.8
C2R-RSA20-LL35DB	L	1.380	3.509	2.259	1.250	1.250	7.000	1.300	1.250	4.8
C2R-RSA20-RF10DB	F	0.400	2.394	1.144	1.250	1.250	6.000	1.299	1.250	3.0
C2R-RSA20-RF20DB	F	0.790	2.784	1.534	1.250	1.250	6.000	1.299	1.250	3.3
C2R-RSA20-RG10DB	G	0.400	2.453	1.203	1.250	1.250	6.000	1.299	1.250	3.0
C2R-RSA20-RG20DB	G	0.790	2.843	1.593	1.250	1.250	6.000	1.299	1.250	3.3
C2R-RSA20-RH13DB	H	0.512	2.656	1.406	1.250	1.250	6.000	1.299	1.250	3.3
C2R-RSA20-RH25DB	H	0.980	3.124	1.874	1.250	1.250	6.000	1.299	1.250	4.1
C2R-RSA20-RJ13DB	J	0.512	2.656	1.406	1.250	1.250	6.000	1.299	1.250	3.3
C2R-RSA20-RJ32DB	J	1.260	3.404	2.154	1.250	1.250	6.000	1.299	1.250	4.1
C2R-RSA20-RK16DB	K	0.630	2.774	1.524	1.250	1.250	6.000	1.299	1.250	3.3
C2R-RSA20-RK32DB	K	1.260	3.404	2.154	1.250	1.250	6.000	1.299	1.250	4.1
C2R-RSA20-RL25DB	L	1.000	3.129	1.879	1.250	1.250	6.000	1.300	1.250	4.8
C2R-RSA20-RL35DB	L	1.380	3.509	2.259	1.250	1.250	7.000	1.300	1.250	4.8
C2R-RSA24-LJ32DB	J	1.260	3.654	2.154	1.500	1.500	8.000	1.614	1.500	4.1
C2R-RSA24-LL35DB	L	1.380	3.759	2.259	1.500	1.500	8.000	1.614	1.500	4.8
C2R-RSA24-RJ32DB	J	1.260	3.654	2.154	1.500	1.500	8.000	1.614	1.500	4.1
C2R-RSA24-RL35DB	L	1.380	3.759	2.259	1.500	1.500	8.000	1.614	1.500	4.8

R = Right hand, L = Left hand



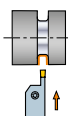
CoroCut[®] 2 shank tool for parting and grooving

Screw clamp design



Metric (mm)

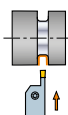
Ordering code	SSC	CDX [mm]	OHX [mm]	OHN [mm]	B [mm]	H [mm]	LF [mm]	WF [mm]	HF [mm]	TQ [Nm]
C2R-RS16-LG07DC	G	7.0	43.4	27.4	16.00	16.00	125.00	17.00	16.0	4.0
C2R-RS16-RG07DC	G	7.0	43.4	27.4	16.00	16.00	125.00	17.00	16.0	4.0
C2R-RS20-LG07DC	G	7.0	47.4	27.4	20.00	20.00	125.00	21.00	20.0	4.0
C2R-RS20-LK08DC	K	8.0	50.7	30.7	20.00	20.00	125.00	21.00	20.0	4.5
C2R-RS20-RG07DC	G	7.0	47.4	27.4	20.00	20.00	125.00	21.00	20.0	4.0
C2R-RS20-RK08DC	K	8.0	50.7	30.7	20.00	20.00	125.00	21.00	20.0	4.5
C2R-RS25-LG07DC	G	7.0	52.4	27.4	25.00	25.00	150.00	26.00	25.0	4.0
C2R-RS25-LK08DC	K	8.0	55.7	30.7	25.00	25.00	150.00	26.00	25.0	4.5
C2R-RS25-RG07DC	G	7.0	52.4	27.4	25.00	25.00	150.00	26.00	25.0	4.0
C2R-RS25-RK08DC	K	8.0	55.7	30.7	25.00	25.00	150.00	26.00	25.0	4.5



R = Right hand, L = Left hand

Imperial (inch)

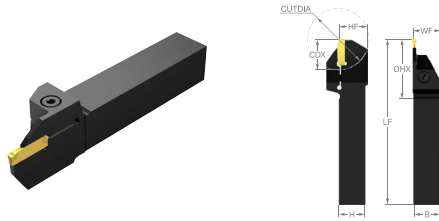
Ordering code	SSC	CDX [inch]	OHX [inch]	OHN [inch]	B [inch]	H [inch]	LF [inch]	WF [inch]	HF [inch]	TQ [ft]
C2R-RSA10-RG07DC	G	0.280	1.708	1.083	0.625	0.625	5.000	0.669	0.625	3.0
C2R-RSA12-LG07DC	G	0.280	1.833	1.083	0.750	0.750	5.000	0.787	0.750	3.0
C2R-RSA12-LK08DC	K	0.320	1.964	1.214	0.750	0.750	5.000	0.787	0.750	3.3
C2R-RSA12-RG07DC	G	0.280	1.833	1.083	0.750	0.750	5.000	0.787	0.750	3.0
C2R-RSA12-RK08DC	K	0.320	1.964	1.214	0.750	0.750	5.000	0.787	0.750	3.3
C2R-RSA16-LG07DC	G	0.280	2.083	1.083	1.000	1.000	6.000	1.024	1.000	3.0
C2R-RSA16-LK08DC	K	0.320	2.214	1.214	1.000	1.000	6.000	1.024	1.000	3.3
C2R-RSA16-RG07DC	G	0.280	2.083	1.083	1.000	1.000	6.000	1.024	1.000	3.0
C2R-RSA16-RK08DC	K	0.320	2.214	1.214	1.000	1.000	6.000	1.024	1.000	3.3



R = Right hand, L = Left hand

CoroCut® 2 shank tool for parting and grooving

Screw clamp design



Metric (mm)

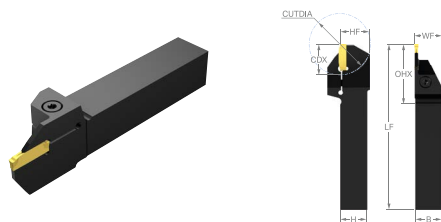
Ordering code	SSC	CDX [mm]	OHX [mm]	OHN [mm]	B [mm]	H [mm]	LF [mm]	WF [mm]	HF [mm]	CUTDIA [mm]	TQ [Nm]
C2R-RS20-LE17DD	E	17.0	55.9	35.9	20.00	20.00	125.00	20.50	20.0	42	4.5
C2R-RS20-LF17DD	F	17.0	55.9	35.9	20.00	20.00	125.00	20.50	20.0	42	4.5
C2R-RS20-LG22DD	G	22.0	62.4	42.4	20.00	20.00	125.00	20.60	20.0	44	4.5
C2R-RS20-LH22DD	H	22.0	64.7	44.7	20.00	20.00	125.00	21.00	20.0	53	4.5
C2R-RS20-RE17DD	E	17.0	55.9	35.9	20.00	20.00	125.00	20.50	20.0	42	4.5
C2R-RS20-RF17DD	F	17.0	55.9	35.9	20.00	20.00	125.00	20.50	20.0	42	4.5
C2R-RS20-RG22DD	G	22.0	62.4	42.4	20.00	20.00	125.00	20.60	20.0	44	4.5
C2R-RS20-RH22DD	H	22.0	64.7	44.7	20.00	20.00	125.00	21.00	20.0	53	4.5
C2R-RS25-LF17DD	F	17.0	60.9	35.9	25.00	25.00	150.00	26.00	25.0	42	4.5
C2R-RS25-LG22DD	G	22.0	67.4	42.4	25.00	25.00	150.00	25.60	25.0	44	4.5
C2R-RS25-LH22DD	H	22.0	69.7	44.7	25.00	25.00	150.00	26.00	25.0	53	4.5
C2R-RS25-RF17DD	F	17.0	60.9	35.9	25.00	25.00	150.00	25.50	25.0	42	4.5
C2R-RS25-RG22DD	G	22.0	67.4	42.4	25.00	25.00	150.00	25.60	25.0	44	4.5
C2R-RS25-RH22DD	H	22.0	69.7	44.7	25.00	25.00	150.00	26.00	25.0	53	4.5

R = Right hand, L = Left hand



CoroCut® 2 shank tool for parting and grooving

Screw clamp design



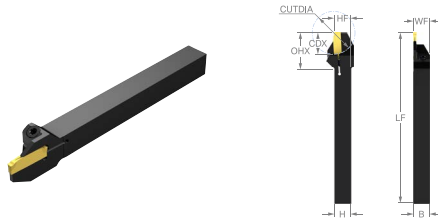
Imperial (inch)

Ordering code	SSC	CDX [inch]	OHX [inch]	OHN [inch]	B [inch]	H [inch]	LF [inch]	WF [inch]	HF [inch]	CUTDIA [inch]	TQ [ft]
C2R-RSA12-LE17DD	E	0.670	2.164	1.414	0.750	0.750	5.000	0.770	0.750	2	3.3
C2R-RSA12-LF17DD	F	0.670	2.164	1.414	0.750	0.750	5.000	0.770	0.750	2	3.3
C2R-RSA12-LG22DD	G	0.866	2.419	1.669	0.750	0.750	5.000	0.774	0.750	2	3.3
C2R-RSA12-LH22DD	H	0.870	2.514	1.764	0.750	0.750	5.000	0.774	0.750	2	3.3
C2R-RSA12-RE17DD	E	0.670	2.164	1.414	0.750	0.750	5.000	0.770	0.750	2	3.3
C2R-RSA12-RF17DD	F	0.670	2.164	1.414	0.750	0.750	5.000	0.770	0.750	2	3.3
C2R-RSA12-RG22DD	G	0.866	2.419	1.669	0.750	0.750	5.000	0.774	0.750	2	3.3
C2R-RSA12-RH22DD	H	0.870	2.514	1.764	0.750	0.750	5.000	0.774	0.750	2	3.3
C2R-RSA16-LF17DD	F	0.670	2.414	1.414	1.000	1.000	5.000	1.020	1.000	2	3.3
C2R-RSA16-LG22DD	G	0.866	2.669	1.669	1.000	1.000	5.000	1.024	1.000	2	3.3
C2R-RSA16-LH22DD	H	0.870	2.764	1.764	1.000	1.000	5.000	1.024	1.000	2	3.3
C2R-RSA16-RF17DD	F	0.670	2.414	1.414	1.000	1.000	5.000	1.020	1.000	2	3.3
C2R-RSA16-RG22DD	G	0.866	2.669	1.669	1.000	1.000	5.000	1.024	1.000	2	3.3
C2R-RSA16-RH22DD	H	0.870	2.764	1.764	1.000	1.000	5.000	1.024	1.000	2	3.3

R = Right hand, L = Left hand

CoroCut® 2 shank tool for parting and grooving

Screw clamp design



Metric (mm)

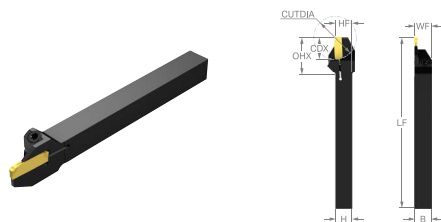
Ordering code	SSC	CDX [mm]	OHX [mm]	OHN [mm]	B [mm]	H [mm]	LF [mm]	WF [mm]	HF [mm]	CUTDIA [mm]	TQ [Nm]
C2R-RS10-LD10DS	D	10.0	33.2	23.2	10.00	10.00	125.00	10.00	10.1	20	2.5
C2R-RS10-LE10DS	E	10.0	33.2	23.2	10.00	10.00	125.00	10.00	10.1	20	2.5
C2R-RS10-LF10DS	F	10.0	33.2	23.2	10.00	10.00	125.00	10.00	10.1	20	2.5
C2R-RS10-RD10DS	D	10.0	33.2	23.2	10.00	10.00	125.00	10.00	10.1	20	2.5
C2R-RS10-RE10DS	E	10.0	33.2	23.2	10.00	10.00	125.00	10.00	10.1	20	2.5
C2R-RS10-RF10DS	F	10.0	33.2	23.2	10.00	10.00	125.00	10.00	10.1	20	2.5
C2R-RS12-LD11DS	D	11.0	36.2	24.2	12.00	12.00	125.00	12.00	12.1	22	2.5
C2R-RS12-LE11DS	E	11.0	36.2	24.2	12.00	12.00	125.00	12.00	12.1	22	2.5
C2R-RS12-LF15DS	F	15.0	40.2	28.2	12.00	12.00	125.00	12.00	12.1	30	2.5
C2R-RS12-RD11DS	D	11.0	36.2	24.2	12.00	12.00	125.00	12.00	12.1	22	2.5
C2R-RS12-RE11DS	E	11.0	36.2	24.2	12.00	12.00	125.00	12.00	12.1	22	2.5
C2R-RS12-RF15DS	F	15.0	40.2	28.2	12.00	12.00	125.00	12.00	12.1	30	2.5
C2R-RS16-LD08DS	D	8.0	37.2	21.2	16.00	16.00	125.00	16.00	16.0	16	2.5
C2R-RS16-LD17DS	D	17.0	46.2	30.2	16.00	16.00	125.00	16.00	16.0	34	2.5
C2R-RS16-LE11DS	E	11.0	40.2	24.2	16.00	16.00	125.00	16.00	16.0	22	2.5
C2R-RS16-LE17DS	E	17.0	46.2	30.2	16.00	16.00	125.00	16.00	16.0	34	2.5
C2R-RS16-LF17DS	F	17.0	46.2	30.2	16.00	16.00	125.00	16.00	16.0	34	2.5
C2R-RS16-LG17DS	G	17.0	46.2	30.2	16.00	16.00	125.00	16.00	16.0	34	2.5
C2R-RS16-RD08DS	D	8.0	37.2	21.2	16.00	16.00	125.00	16.00	16.0	16	2.5
C2R-RS16-RD17DS	D	17.0	46.2	30.2	16.00	16.00	125.00	16.00	16.0	34	2.5
C2R-RS16-RE11DS	E	11.0	40.2	24.2	16.00	16.00	125.00	16.00	16.0	22	2.5
C2R-RS16-RE17DS	E	17.0	46.2	30.2	16.00	16.00	125.00	16.00	16.0	34	2.5
C2R-RS16-RF17DS	F	17.0	46.2	30.2	16.00	16.00	125.00	16.00	16.0	34	2.5
C2R-RS16-RG17DS	G	17.0	46.2	30.2	16.00	16.00	125.00	16.00	16.0	34	2.5

R = Right hand, L = Left hand



CoroCut® 2 shank tool for parting and grooving

Screw clamp design



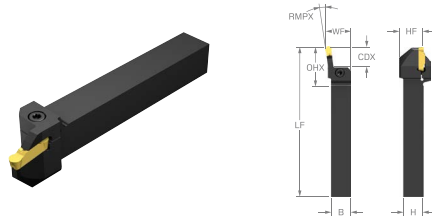
Imperial (inch)

Ordering code	SSC	CDX [inch]	OHX [inch]	OHN [inch]	B [inch]	H [inch]	LF [inch]	WF [inch]	HF [inch]	CUTDIA [inch]	TQ [ft]
C2R-RSA06-LD10DS	D	0.390	1.285	0.910	0.375	0.375	4.921	0.375	0.377	1	1.8
C2R-RSA06-LE10DS	E	0.390	1.285	0.910	0.375	0.375	4.921	0.375	0.377	1	1.8
C2R-RSA06-LF10DS	F	0.390	1.285	0.910	0.375	0.375	4.921	0.375	0.377	1	1.8
C2R-RSA06-RD10DS	D	0.390	1.285	0.910	0.375	0.375	4.921	0.375	0.377	1	1.8
C2R-RSA06-RE10DS	E	0.390	1.285	0.910	0.375	0.375	4.921	0.375	0.377	1	1.8
C2R-RSA06-RF10DS	F	0.390	1.285	0.910	0.375	0.375	4.921	0.375	0.377	1	1.8
C2R-RSA08-LD11DS	D	0.430	1.450	0.950	0.500	0.500	4.921	0.500	0.502	1	1.8
C2R-RSA08-LE11DS	E	0.430	1.450	0.950	0.500	0.500	4.921	0.500	0.502	1	1.8
C2R-RSA08-LF15DS	F	0.590	1.610	1.110	0.500	0.500	4.921	0.500	0.502	1	1.8
C2R-RSA08-RD11DS	D	0.430	1.450	0.950	0.500	0.500	4.921	0.500	0.502	1	1.8
C2R-RSA08-RE11DS	E	0.430	1.450	0.950	0.500	0.500	4.921	0.500	0.502	1	1.8
C2R-RSA08-RF15DS	F	0.590	1.610	1.110	0.500	0.500	4.921	0.500	0.502	1	1.8
C2R-RSA10-LD08DS	D	0.320	1.465	0.840	0.625	0.625	4.921	0.625	0.627	1	1.8
C2R-RSA10-LD17DS	D	0.670	1.815	1.190	0.625	0.625	4.921	0.625	0.627	1	1.8
C2R-RSA10-LE11DS	E	0.430	1.575	0.950	0.625	0.625	4.921	0.625	0.627	1	1.8
C2R-RSA10-LE17DS	E	0.670	1.815	1.190	0.625	0.625	4.921	0.625	0.627	1	1.8
C2R-RSA10-LF17DS	F	0.670	1.815	1.190	0.625	0.625	4.921	0.625	0.627	1	1.8
C2R-RSA10-LG17DS	G	0.670	1.815	1.190	0.625	0.625	4.921	0.625	0.627	1	1.8
C2R-RSA10-RD08DS	D	0.320	1.465	0.840	0.625	0.625	4.921	0.625	0.627	1	1.8
C2R-RSA10-RD17DS	D	0.670	1.815	1.190	0.625	0.625	4.921	0.625	0.627	1	1.8
C2R-RSA10-RE11DS	E	0.430	1.575	0.950	0.625	0.625	4.921	0.625	0.627	1	1.8
C2R-RSA10-RE17DS	E	0.670	1.815	1.190	0.625	0.625	4.921	0.625	0.627	1	1.8
C2R-RSA10-RF17DS	F	0.670	1.815	1.190	0.625	0.625	4.921	0.625	0.627	1	1.8
C2R-RSA10-RG17DS	G	0.670	1.815	1.190	0.625	0.625	4.921	0.625	0.627	1	1.8

R = Right hand, L = Left hand

CoroCut® 2 shank tool for profiling

Screw clamp design



Metric (mm)

	Ordering code	SSC	CDX [mm]	RMPX [deg]	OHX [mm]	OHN [mm]	B [mm]	H [mm]	LF [mm]	WF [mm]	HF [mm]	TQ [Nm]
	C2T-RS25-LX70J16DB	J	16.0	70.00	60.1	35.1	25.00	25.00	190.00	42.60	25.0	4.5
	C2T-RS25-RX70J16DB	J	16.0	70.00	60.1	35.1	25.00	25.00	190.00	42.60	25.0	4.5
	C2T-RS32-LX70J16DB	J	16.0	70.00	67.1	35.1	32.00	32.00	190.00	49.60	32.0	4.5
	C2T-RS32-RX70J16DB	J	16.0	70.00	67.1	35.1	32.00	32.00	190.00	49.60	32.0	4.5
	C2T-RS20-LX45G04DB	G	4.0	45.00	54.3	34.3	20.00	20.00	150.00	25.60	20.0	4.0
	C2T-RS20-LX45J05DB	J	5.0	45.00	60.9	40.9	20.00	20.00	150.00	26.60	20.0	4.5
	C2T-RS20-RX45G04DB	G	4.0	45.00	54.3	34.3	20.00	20.00	150.00	25.60	20.0	4.0
	C2T-RS20-RX45J05DB	J	5.0	45.00	60.9	40.9	20.00	20.00	150.00	26.60	20.0	4.5
	C2T-RS25-LX45G04DB	G	4.0	45.00	59.3	34.3	25.00	25.00	150.00	30.60	25.0	4.0
	C2T-RS25-LX45J05DB	J	5.0	45.00	65.9	40.9	25.00	25.00	150.00	31.60	25.0	4.5
	C2T-RS25-RX45G04DB	G	4.0	45.00	59.3	34.3	25.00	25.00	150.00	30.60	25.0	4.0
	C2T-RS25-RX45J05DB	J	5.0	45.00	65.9	40.9	25.00	25.00	150.00	31.60	25.0	4.5
	C2T-RS25-LX07L25DB	L	25.0	83.00	73.3	48.3	25.00	25.00	190.00	32.00	25.0	6.5
	C2T-RS25-RX07L25DB	L	25.0	83.00	73.3	48.3	25.00	25.00	190.00	32.00	25.0	6.5
	C2T-RS32-LX07L25DB	L	25.0	83.00	80.3	48.3	32.00	32.00	190.00	40.00	32.0	6.5
	C2T-RS32-RX07L25DB	L	25.0	83.00	80.3	48.3	32.00	32.00	190.00	40.00	32.0	6.5

R = Right hand, L = Left hand

Imperial (inch)

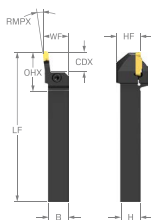

	Ordering code	SSC	CDX [inch]	RMPX [deg]	OHX [inch]	OHN [inch]	B [inch]	H [inch]	LF [inch]	WF [inch]	HF [inch]	TQ [ft]
	C2T-RSA16-LX70J062DB	J	0.620	70.00	2.381	1.381	1.000	1.000	7.500	1.683	1.000	3.3
	C2T-RSA16-RX70J062DB	J	0.620	70.00	2.381	1.381	1.000	1.000	7.500	1.683	1.000	3.3
	C2T-RSA20-LX70J062DB	J	0.620	70.00	2.631	1.381	1.250	1.250	7.500	1.933	1.250	3.3
	C2T-RSA20-RX70J062DB	J	0.620	70.00	2.631	1.381	1.250	1.250	7.500	1.933	1.250	3.3

R = Right hand, L = Left hand



CoroCut® 2 shank tool for profiling

Screw clamp design



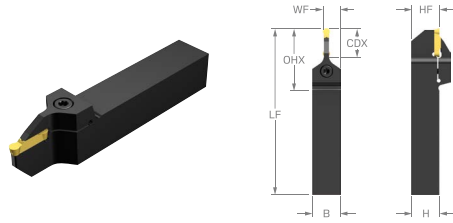
Imperial (inch)

Ordering code	SSC	CDX [inch]	RMPX [deg]	OHX [inch]	OHN [inch]	B [inch]	H [inch]	LF [inch]	WF [inch]	HF [inch]	TQ [ft]
C2T-RSA12-LX45J020DB	J	0.200	45.00	2.362	1.612	0.750	0.750	6.000	1.013	0.750	3.3
C2T-RSA12-RX45G016DB	G	0.160	45.00	2.099	1.349	0.750	0.750	6.000	0.973	0.750	3.0
C2T-RSA12-RX45J020DB	J	0.200	45.00	2.362	1.612	0.750	0.750	6.000	1.013	0.750	3.3
C2T-RSA16-LX45G016DB	G	0.160	45.00	2.349	1.349	1.000	1.000	6.000	1.223	1.000	3.0
C2T-RSA16-LX45J020DB	J	0.200	45.00	2.612	1.612	1.000	1.000	6.000	1.263	1.000	3.3
C2T-RSA16-RX45G016DB	G	0.160	45.00	2.349	1.349	1.000	1.000	6.000	1.223	1.000	3.0
C2T-RSA16-RX45J020DB	J	0.200	45.00	2.612	1.612	1.000	1.000	6.000	1.263	1.000	3.3
C2T-RSA20-LX45J020DB	J	0.200	45.00	2.862	1.612	1.250	1.250	6.000	1.513	1.250	3.3
C2T-RSA20-RX45J020DB	J	0.200	45.00	2.862	1.612	1.250	1.250	6.000	1.513	1.250	3.3

R = Right hand, L = Left hand

CoroCut® 2 shank tool for profiling

Screw clamp design



Metric (mm)

	Ordering code	SSC	CDX [mm]	OHX [mm]	OHN [mm]	B [mm]	H [mm]	Lf [mm]	WF [mm]	HF [mm]	TQ [Nm]
	C2T-RS20-N18GDB	G	18.0	63.8	43.8	20.00	20.00	150.00	12.00	20.0	4.5
	C2T-RS25-N18GDB	G	18.0	68.8	43.8	25.00	25.00	150.00	14.50	25.0	4.5
	C2T-RS25-N25JDB	J	25.0	78.1	53.1	25.00	25.00	150.00	15.50	25.0	5.5
	C2T-RS32-N25JDB	J	25.0	85.1	53.1	32.00	32.00	170.00	19.00	32.0	5.5

RMPX
[deg]
90.00

Imperial (inch)

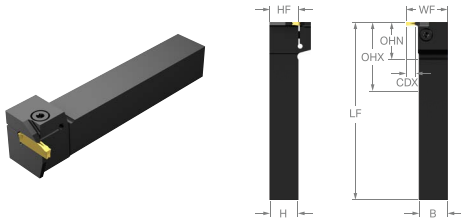
	Ordering code	SSC	CDX [inch]	OHX [inch]	OHN [inch]	B [inch]	H [inch]	Lf [inch]	WF [inch]	HF [inch]	TQ [ft]
	C2T-RS20-N18GDB	G	0.709	2.511	1.724	0.787	0.787	5.906	0.472	0.787	3.3
	C2T-RS25-N18GDB	G	0.709	2.708	1.724	0.984	0.984	5.906	0.571	0.984	3.3
	C2T-RS25-N25JDB	J	0.984	3.075	2.091	0.984	0.984	5.906	0.610	0.984	4.1
	C2T-RS32-N25JDB	J	0.984	3.351	2.091	1.260	1.260	6.693	0.748	1.260	4.1

RMPX
[deg]
90.00



CoroCut® 2 shank tool for shallow grooving

Screw clamp design



Metric (mm)

Ordering code	SSC	CDX [mm]	OHX [mm]	OHN [mm]	B [mm]	H [mm]	LF [mm]	WF [mm]	HF [mm]	CP [bar]	TQ [Nm]
C2A-RS16-RGG07B-DC	G	7.0	39.6	23.6	16.00	16.00	125.00	25.00	16.0	150	4.0
C2A-RS20-RGG07B-DC	G	7.0	43.6	23.6	20.00	20.00	125.00	29.00	20.0	150	4.0
C2A-RS20-RGK08B-DC	K	8.0	49.6	29.6	20.00	20.00	125.00	30.00	20.0	150	4.5
C2A-RS25-RGG07B-DC	G	7.0	48.6	23.6	25.00	25.00	150.00	34.00	25.0	150	4.0
C2A-RS25-RGK08B-DC	K	8.0	54.6	29.6	25.00	25.00	150.00	35.00	25.0	150	4.5

R = Right hand, L = Left hand

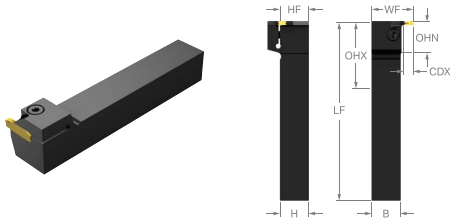
Imperial (inch)

Ordering code	SSC	CDX [inch]	OHX [inch]	OHN [inch]	B [inch]	H [inch]	LF [inch]	WF [inch]	HF [inch]	CP [lbf/in ²]	TQ [ft]
C2A-RSA10-RGG07B-DC	G	0.276	1.554	0.929	0.625	0.625	5.000	0.980	0.625	2176	3.0
C2A-RSA12-RGG07B-DC	G	0.276	1.679	0.929	0.750	0.750	5.000	1.105	0.750	2176	3.0
C2A-RSA12-RGK08B-DC	K	0.315	1.915	1.165	0.750	0.750	5.000	1.144	0.750	2176	3.3
C2A-RSA16-RGG07B-DC	G	0.276	1.929	0.929	1.000	1.000	6.000	1.355	1.000	2176	3.0
C2A-RSA16-RGK08B-DC	K	0.315	2.165	1.165	1.000	1.000	6.000	1.394	1.000	2176	3.3

R = Right hand, L = Left hand

CoroCut® 2 shank tool for shallow grooving

Screw clamp design



Metric (mm)

	Ordering code	SSC	CDX [mm]	OHX [mm]	OHN [mm]	B [mm]	H [mm]	LF [mm]	WF [mm]	HF [mm]	CP [bar]	TQ [Nm]
	C2A-RS16-LGG07B-DC	G	7.0	39.6	23.6	16.00	16.00	125.00	25.00	16.0	150	4.0
	C2A-RS20-LGG07B-DC	G	7.0	43.6	23.6	20.00	20.00	125.00	29.00	20.0	150	4.0
	C2A-RS20-LGK08B-DC	K	8.0	49.6	29.6	20.00	20.00	125.00	30.00	20.0	150	4.5
	C2A-RS25-LGG07B-DC	G	7.0	48.6	23.6	25.00	25.00	150.00	34.00	25.0	150	4.0
	C2A-RS25-LGK08B-DC	K	8.0	54.6	29.6	25.00	25.00	150.00	35.00	25.0	150	4.5

R = Right hand. L = Left hand

Imperial (inch)

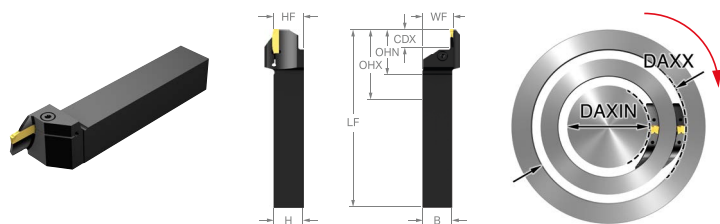
	Ordering code	SSC	CDX [inch]	OHX [inch]	OHN [inch]	B [inch]	H [inch]	LF [inch]	WF [inch]	HF [inch]	CP [lbf/in2]	TQ [ft]
	C2A-RSA10-LGG07B-DC	G	0.276	1.554	0.929	0.625	0.625	5.000	0.980	0.625	2176	3.0
	C2A-RSA12-LGG07B-DC	G	0.276	1.679	0.929	0.750	0.750	5.000	1.105	0.750	2176	3.0
	C2A-RSA12-LGK08B-DC	K	0.315	1.915	1.165	0.750	0.750	5.000	1.144	0.750	2176	3.3
	C2A-RSA16-LGG07B-DC	G	0.276	1.929	0.929	1.000	1.000	6.000	1.355	1.000	2176	3.0
	C2A-RSA16-LGK08B-DC	K	0.315	2.165	1.165	1.000	1.000	6.000	1.394	1.000	2176	3.3

R = Right hand. L = Left hand



CoroCut® 2 shank tool for face grooving

Screw clamp design



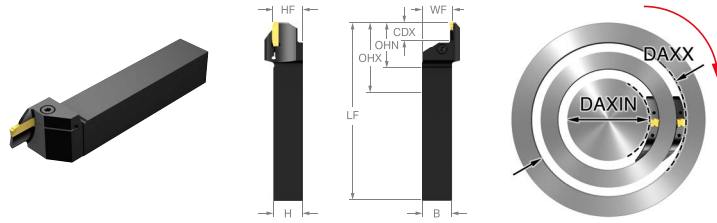
Metric (mm)

Ordering code	SSC	CDX [mm]	DAXIN [mm]	DAXX [mm]	OHX [mm]	OHN [mm]	B [mm]	H [mm]	LF [mm]	WF [mm]	HF [mm]	CP [bar]	TQ [Nm]
C2A-RS20-LFG15B-034DB	G	15.0	34.0	44.0	55.4	35.4	20.00	20.00	125.00	21.00	20.0	150	4.5
C2A-RS20-LFG15B-042DB	G	15.0	42.0	60.0	55.4	35.4	20.00	20.00	125.00	21.00	20.0	150	4.5
C2A-RS20-LFG15B-054DB	G	15.0	54.0	75.0	55.4	35.4	20.00	20.00	125.00	21.00	20.0	150	4.5
C2A-RS20-LFG15B-067DB	G	15.0	67.0	100.0	55.4	35.4	20.00	20.00	125.00	21.00	20.0	150	4.5
C2A-RS20-LFG15B-090DB	G	15.0	90.0	160.0	55.4	35.4	20.00	20.00	125.00	21.00	20.0	150	4.5
C2A-RS20-LFG15B-130DB	G	15.0	130.0	300.0	55.4	35.4	20.00	20.00	125.00	21.00	20.0	150	4.5
C2A-RS20-LFH18B-040DB	H	18.0	40.0	60.0	60.7	40.7	20.00	20.00	125.00	21.00	20.0	150	4.5
C2A-RS20-LFH18B-052DB	H	18.0	52.0	72.0	60.7	40.7	20.00	20.00	125.00	21.00	20.0	150	4.5
C2A-RS20-LFH18B-064DB	H	18.0	64.0	100.0	60.7	40.7	20.00	20.00	125.00	21.00	20.0	150	4.5
C2A-RS20-LFH18B-092DB	H	18.0	92.0	140.0	60.7	40.7	20.00	20.00	125.00	21.00	20.0	150	4.5
C2A-RS20-LFH18B-132DB	H	18.0	132.0	230.0	60.7	40.7	20.00	20.00	125.00	21.00	20.0	150	4.5
C2A-RS20-LFH18B-220DB	H	18.0	220.0	500.0	60.7	40.7	20.00	20.00	125.00	21.00	20.0	150	4.5
C2A-RS25-LFG15B-034DB	G	15.0	34.0	44.0	60.4	35.4	25.00	25.00	150.00	26.00	25.0	150	4.5
C2A-RS25-LFG15B-042DB	G	15.0	42.0	60.0	60.4	35.4	25.00	25.00	150.00	26.00	25.0	150	4.5
C2A-RS25-LFG15B-054DB	G	15.0	54.0	75.0	60.4	35.4	25.00	25.00	150.00	26.00	25.0	150	4.5
C2A-RS25-LFG15B-067DB	G	15.0	67.0	100.0	60.4	35.4	25.00	25.00	150.00	26.00	25.0	150	4.5
C2A-RS25-LFG15B-090DB	G	15.0	90.0	160.0	60.4	35.4	25.00	25.00	150.00	26.00	25.0	150	4.5
C2A-RS25-LFG15B-130DB	G	15.0	130.0	300.0	60.4	35.4	25.00	25.00	150.00	26.00	25.0	150	4.5
C2A-RS25-LFH18B-040DB	H	18.0	40.0	60.0	65.7	40.7	25.00	25.00	150.00	26.00	25.0	150	4.5
C2A-RS25-LFH18B-052DB	H	18.0	52.0	72.0	65.7	40.7	25.00	25.00	150.00	26.00	25.0	150	4.5
C2A-RS25-LFH18B-064DB	H	18.0	64.0	100.0	65.7	40.7	25.00	25.00	150.00	26.00	25.0	150	4.5
C2A-RS25-LFH18B-092DB	H	18.0	92.0	140.0	65.7	40.7	25.00	25.00	150.00	26.00	25.0	150	4.5
C2A-RS25-LFH18B-132DB	H	18.0	132.0	230.0	65.7	40.7	25.00	25.00	150.00	26.00	25.0	150	4.5
C2A-RS25-LFH18B-220DB	H	18.0	220.0	500.0	65.7	40.7	25.00	25.00	150.00	26.00	25.0	150	4.5
C2A-RS25-LFH18B-300DB	H	18.0	300.0	1100.0	65.7	40.7	25.00	25.00	150.00	26.00	25.0	150	4.5
C2A-RS25-LFJ18B-040DB	J	18.0	40.0	70.0	65.7	40.7	25.00	25.00	150.00	26.00	25.0	150	4.5

R = Right hand. L = Left hand

CoroCut® 2 shank tool for face grooving

Screw clamp design



Metric (mm)

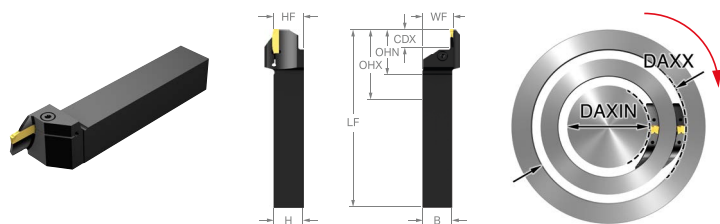
Ordering code	SSC	CDX [mm]	DAXIN [mm]	DAXX [mm]	OHX [mm]	OHN [mm]	B [mm]	H [mm]	LF [mm]	WF [mm]	HF [mm]	CP [bar]	TQ [Nm]
C2A-RS25-LFJ18B-060DB	J	18.0	60.0	95.0	65.7	40.7	25.00	25.00	150.00	26.00	25.0	150	4.5
C2A-RS25-LFJ18B-085DB	J	18.0	85.0	130.0	65.7	40.7	25.00	25.00	150.00	26.00	25.0	150	4.5
C2A-RS25-LFJ18B-120DB	J	18.0	120.0	180.0	65.7	40.7	25.00	25.00	150.00	26.00	25.0	150	4.5
C2A-RS25-LFJ18B-175DB	J	18.0	175.0	500.0	65.7	40.7	25.00	25.00	150.00	26.00	25.0	150	4.5
C2A-RS25-LFK18B-040DB	K	18.0	40.0	70.0	65.7	40.7	25.00	25.00	150.00	26.00	25.0	150	4.5
C2A-RS25-LFK18B-058DB	K	18.0	58.0	100.0	65.7	40.7	25.00	25.00	150.00	26.00	25.0	150	4.5
C2A-RS25-LFK18B-088DB	K	18.0	88.0	180.0	65.7	40.7	25.00	25.00	150.00	26.00	25.0	150	4.5
C2A-RS25-LFK18B-168DB	K	18.0	168.0	400.0	65.7	40.7	25.00	25.00	150.00	26.00	25.0	150	4.5
C2A-RS25-LFK18B-220DB	K	18.0	220.0	1000.0	65.7	40.7	25.00	25.00	150.00	26.00	25.0	150	4.5
C2A-RS25-LFL23B-050DB	L	23.0	50.0	80.0	70.3	45.3	25.00	25.00	150.00	26.50	25.0	150	6.5
C2A-RS25-LFL23B-075DB	L	23.0	75.0	150.0	70.3	45.3	25.00	25.00	150.00	26.50	25.0	150	6.5
C2A-RS25-LFL23B-140DB	L	23.0	140.0	400.0	70.3	45.3	25.00	25.00	150.00	26.50	25.0	150	6.5
C2A-RS32-LFK18B-220DB	K	18.0	220.0	1000.0	72.7	40.7	32.00	32.00	170.00	33.00	32.0	150	4.5
C2A-RS32-LFL23B-075DB	L	23.0	75.0	150.0	77.3	45.3	32.00	32.00	170.00	33.50	32.0	150	6.5
C2A-RS32-LFL23B-140DB	L	23.0	140.0	400.0	77.3	45.3	32.00	32.00	170.00	33.50	32.0	150	6.5

R = Right hand. L = Left hand



CoroCut® 2 shank tool for face grooving

Screw clamp design



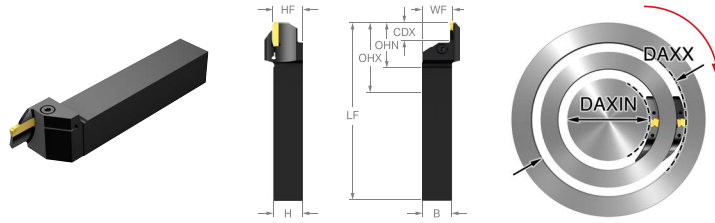
Imperial (inch)

Ordering code	SSC	CDX [inch]	DAXIN [inch]	DAXX [inch]	OHX [inch]	OHN [inch]	B [inch]	H [inch]	LF [inch]	WF [inch]	HF [inch]	CP [lb/in ²]	TQ [ft]
C2A-RSA12-LFG15B-034DB	G	0.590	1.339	1.732	2.143	1.393	0.750	0.750	5.000	0.827	0.750	2176	3.3
C2A-RSA12-LFG15B-042DB	G	0.590	1.654	2.362	2.143	1.393	0.750	0.750	5.000	0.827	0.750	2176	3.3
C2A-RSA12-LFG15B-054DB	G	0.590	2.126	2.953	2.143	1.393	0.750	0.750	5.000	0.827	0.750	2176	3.3
C2A-RSA12-LFG15B-067DB	G	0.590	2.638	3.937	2.143	1.393	0.750	0.750	5.000	0.827	0.750	2176	3.3
C2A-RSA12-LFG15B-090DB	G	0.590	3.543	6.299	2.143	1.393	0.750	0.750	5.000	0.827	0.750	2176	3.3
C2A-RSA12-LFG15B-130DB	G	0.590	5.118	11.811	2.143	1.393	0.750	0.750	5.000	0.827	0.750	2176	3.3
C2A-RSA16-LFG15B-034DB	G	0.590	1.339	1.732	2.393	1.393	1.000	1.000	6.000	1.039	1.000	2176	3.3
C2A-RSA16-LFG15B-042DB	G	0.590	1.654	2.362	2.393	1.393	1.000	1.000	6.000	1.039	1.000	2176	3.3
C2A-RSA16-LFG15B-054DB	G	0.590	2.126	2.953	2.393	1.393	1.000	1.000	6.000	1.039	1.000	2176	3.3
C2A-RSA16-LFG15B-067DB	G	0.590	2.638	3.937	2.393	1.393	1.000	1.000	6.000	1.039	1.000	2176	3.3
C2A-RSA16-LFG15B-090DB	G	0.590	3.543	6.299	2.393	1.393	1.000	1.000	6.000	1.039	1.000	2176	3.3
C2A-RSA16-LFG15B-130DB	G	0.590	5.118	11.811	2.393	1.393	1.000	1.000	6.000	1.039	1.000	2176	3.3
C2A-RSA16-LFH18B-040DB	H	0.709	1.575	2.362	2.603	1.603	1.000	1.000	6.000	1.039	1.000	2176	3.3
C2A-RSA16-LFH18B-052DB	H	0.709	2.047	2.835	2.603	1.603	1.000	1.000	6.000	1.039	1.000	2176	3.3
C2A-RSA16-LFH18B-064DB	H	0.709	2.520	3.937	2.603	1.603	1.000	1.000	6.000	1.039	1.000	2176	3.3
C2A-RSA16-LFH18B-092DB	H	0.709	3.622	5.512	2.603	1.603	1.000	1.000	6.000	1.039	1.000	2176	3.3
C2A-RSA16-LFH18B-132DB	H	0.709	5.197	9.055	2.603	1.603	1.000	1.000	6.000	1.039	1.000	2176	3.3
C2A-RSA16-LFH18B-220DB	H	0.709	8.661	19.685	2.603	1.603	1.000	1.000	6.000	1.039	1.000	2176	3.3
C2A-RSA16-LFH18B-300DB	H	0.709	11.811	31.496	2.603	1.603	1.000	1.000	6.000	1.039	1.000	2176	3.3
C2A-RSA16-LFJ18B-040DB	J	0.709	1.575	2.756	2.603	1.603	1.000	1.000	6.000	1.039	1.000	2176	3.3
C2A-RSA16-LFJ18B-060DB	J	0.709	2.362	3.740	2.603	1.603	1.000	1.000	6.000	1.039	1.000	2176	3.3
C2A-RSA16-LFJ18B-085DB	J	0.709	3.346	5.118	2.603	1.603	1.000	1.000	6.000	1.039	1.000	2176	3.3
C2A-RSA16-LFJ18B-120DB	J	0.709	4.724	7.087	2.603	1.603	1.000	1.000	6.000	1.039	1.000	2176	3.3
C2A-RSA16-LFJ18B-175DB	J	0.709	6.890	19.685	2.603	1.603	1.000	1.000	6.000	1.039	1.000	2176	3.3
C2A-RSA16-LFK18B-040DB	K	0.709	1.575	2.756	2.603	1.603	1.000	1.000	6.000	1.039	1.000	2176	3.3
C2A-RSA16-LFK18B-058DB	K	0.709	2.283	3.400	2.603	1.603	1.000	1.000	6.000	1.039	1.000	2176	3.3

R = Right hand, L = Left hand

CoroCut® 2 shank tool for face grooving

Screw clamp design



Imperial (inch)

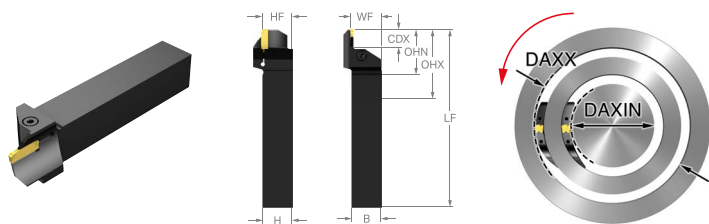
	Ordering code	SSC	CDX [inch]	DAXIN [inch]	DAXX [inch]	OHX [inch]	OHN [inch]	B [inch]	H [inch]	LF [inch]	WF [inch]	HF [inch]	CP [lbf/in ²]	TQ [ft]
	C2A-RSA16-LFK18B-088DB	K	0.709	3.465	7.087	2.603	1.603	1.000	1.000	6.000	1.039	1.000	2176	3.3
	C2A-RSA16-LFK18B-168DB	K	0.709	6.614	15.748	2.603	1.603	1.000	1.000	6.000	1.039	1.000	2176	3.3
	C2A-RSA16-LFK18B-220DB	K	0.709	8.661	39.370	2.603	1.603	1.000	1.000	6.000	1.039	1.000	2176	3.3
	C2A-RSA16-LFL23B-075DB	L	0.906	2.953	5.906	2.785	1.785	1.000	1.000	6.000	1.063	1.000	2176	4.8
	C2A-RSA16-LFL23B-140DB	L	0.906	5.512	15.748	2.785	1.785	1.000	1.000	6.000	1.063	1.000	2176	4.8
	C2A-RSA20-LFL23B-075DB	L	0.906	2.953	5.906	3.035	1.785	1.250	1.250	6.000	1.309	1.250	2176	4.8
	C2A-RSA20-LFL23B-140DB	L	0.906	5.512	15.748	3.035	1.785	1.250	1.250	6.000	1.309	1.250	2176	4.8

R = Right hand. L = Left hand



CoroCut® 2 shank tool for face grooving

Screw clamp design



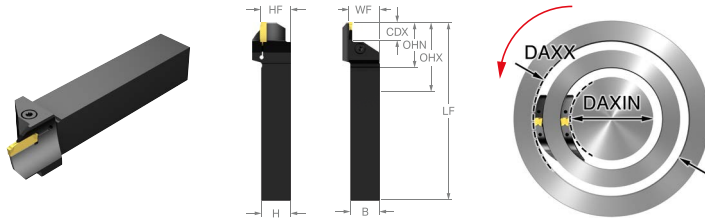
Metric (mm)

Ordering code	SSC	CDX [mm]	DAXIN [mm]	DAXX [mm]	OHX [mm]	OHN [mm]	B [mm]	H [mm]	LF [mm]	WF [mm]	HF [mm]	CP [bar]	TQ [Nm]
C2A-RS20-RFG15B-034DB	G	15.0	34.0	44.0	55.4	35.4	20.00	20.00	125.00	21.00	20.0	150	4.5
C2A-RS20-RFG15B-042DB	G	15.0	42.0	60.0	55.4	35.4	20.00	20.00	125.00	21.00	20.0	150	4.5
C2A-RS20-RFG15B-054DB	G	15.0	54.0	75.0	55.4	35.4	20.00	20.00	125.00	21.00	20.0	150	4.5
C2A-RS20-RFG15B-067DB	G	15.0	67.0	100.0	55.4	35.4	20.00	20.00	125.00	21.00	20.0	150	4.5
C2A-RS20-RFG15B-090DB	G	15.0	90.0	160.0	55.4	35.4	20.00	20.00	125.00	21.00	20.0	150	4.5
C2A-RS20-RFG15B-130DB	G	15.0	130.0	300.0	55.4	35.4	20.00	20.00	125.00	21.00	20.0	150	4.5
C2A-RS20-RFH18B-040DB	H	18.0	40.0	60.0	60.7	40.7	20.00	20.00	125.00	21.00	20.0	150	4.5
C2A-RS20-RFH18B-052DB	H	18.0	52.0	72.0	60.7	40.7	20.00	20.00	125.00	21.00	20.0	150	4.5
C2A-RS20-RFH18B-064DB	H	18.0	64.0	100.0	60.7	40.7	20.00	20.00	125.00	21.00	20.0	150	4.5
C2A-RS20-RFH18B-092DB	H	18.0	92.0	140.0	60.7	40.7	20.00	20.00	125.00	21.00	20.0	150	4.5
C2A-RS20-RFH18B-132DB	H	18.0	132.0	230.0	60.7	40.7	20.00	20.00	125.00	21.00	20.0	150	4.5
C2A-RS20-RFH18B-220DB	H	18.0	220.0	500.0	60.7	40.7	20.00	20.00	125.00	21.00	20.0	150	4.5
C2A-RS25-RFG15B-034DB	G	15.0	34.0	44.0	60.4	35.4	25.00	25.00	150.00	26.00	25.0	150	4.5
C2A-RS25-RFG15B-042DB	G	15.0	42.0	60.0	60.4	35.4	25.00	25.00	150.00	26.00	25.0	150	4.5
C2A-RS25-RFG15B-054DB	G	15.0	54.0	75.0	60.4	35.4	25.00	25.00	150.00	26.00	25.0	150	4.5
C2A-RS25-RFG15B-067DB	G	15.0	67.0	100.0	60.4	35.4	25.00	25.00	150.00	26.00	25.0	150	4.5
C2A-RS25-RFG15B-090DB	G	15.0	90.0	160.0	60.4	35.4	25.00	25.00	150.00	26.00	25.0	150	4.5
C2A-RS25-RFG15B-130DB	G	15.0	130.0	300.0	60.4	35.4	25.00	25.00	150.00	26.00	25.0	150	4.5
C2A-RS25-RFH18B-040DB	H	18.0	40.0	60.0	65.7	40.7	25.00	25.00	150.00	26.00	25.0	150	4.5
C2A-RS25-RFH18B-052DB	H	18.0	52.0	72.0	65.7	40.7	25.00	25.00	150.00	26.00	25.0	150	4.5
C2A-RS25-RFH18B-064DB	H	18.0	64.0	100.0	65.7	40.7	25.00	25.00	150.00	26.00	25.0	150	4.5
C2A-RS25-RFH18B-092DB	H	18.0	92.0	140.0	65.7	40.7	25.00	25.00	150.00	26.00	25.0	150	4.5
C2A-RS25-RFH18B-132DB	H	18.0	132.0	230.0	65.7	40.7	25.00	25.00	150.00	26.00	25.0	150	4.5
C2A-RS25-RFH18B-220DB	H	18.0	220.0	500.0	65.7	40.7	25.00	25.00	150.00	26.00	25.0	150	4.5
C2A-RS25-RFH18B-300DB	H	18.0	300.0	1100.0	65.7	40.7	25.00	25.00	150.00	26.00	25.0	150	4.5
C2A-RS25-RFJ18B-040DB	J	18.0	40.0	70.0	65.7	40.7	25.00	25.00	150.00	26.00	25.0	150	4.5

R = Right hand, L = Left hand

CoroCut® 2 shank tool for face grooving

Screw clamp design



Metric (mm)

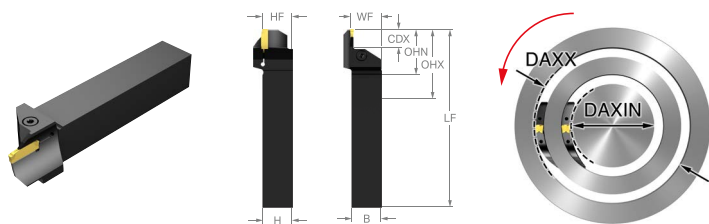
Ordering code	SSC	CDX [mm]	DAXIN [mm]	DAXX [mm]	OHX [mm]	OHN [mm]	B [mm]	H [mm]	LF [mm]	WF [mm]	HF [mm]	CP [bar]	TQ [Nm]
C2A-RS25-RFJ18B-060DB	J	18.0	60.0	95.0	65.7	40.7	25.00	25.00	150.00	26.00	25.0	150	4.5
C2A-RS25-RFJ18B-085DB	J	18.0	85.0	130.0	65.7	40.7	25.00	25.00	150.00	26.00	25.0	150	4.5
C2A-RS25-RFJ18B-120DB	J	18.0	120.0	180.0	65.7	40.7	25.00	25.00	150.00	26.00	25.0	150	4.5
C2A-RS25-RFJ18B-175DB	J	18.0	175.0	500.0	65.7	40.7	25.00	25.00	150.00	26.00	25.0	150	4.5
C2A-RS25-RFK18B-040DB	K	18.0	40.0	70.0	65.7	40.7	25.00	25.00	150.00	26.00	25.0	150	4.5
C2A-RS25-RFK18B-058DB	K	18.0	58.0	100.0	65.7	40.7	25.00	25.00	150.00	26.00	25.0	150	4.5
C2A-RS25-RFK18B-088DB	K	18.0	88.0	180.0	65.7	40.7	25.00	25.00	150.00	26.00	25.0	150	4.5
C2A-RS25-RFK18B-168DB	K	18.0	168.0	400.0	65.7	40.7	25.00	25.00	150.00	26.00	25.0	150	4.5
C2A-RS25-RFK18B-220DB	K	18.0	220.0	1000.0	65.7	40.7	25.00	25.00	150.00	26.00	25.0	150	4.5
C2A-RS25-RFL23B-050DB	L	23.0	50.0	80.0	70.3	45.3	25.00	25.00	150.00	26.50	25.0	150	6.5
C2A-RS25-RFL23B-075DB	L	23.0	75.0	150.0	70.3	45.3	25.00	25.00	150.00	26.50	25.0	150	6.5
C2A-RS25-RFL23B-140DB	L	23.0	140.0	400.0	70.3	45.3	25.00	25.00	150.00	26.50	25.0	150	6.5
C2A-RS32-RFK18B-088DB	K	18.0	88.0	180.0	72.7	40.7	32.00	32.00	170.00	33.00	32.0	150	4.5
C2A-RS32-RFK18B-168DB	K	18.0	168.0	400.0	72.7	40.7	32.00	32.00	170.00	33.00	32.0	150	4.5
C2A-RS32-RFK18B-220DB	K	18.0	220.0	1000.0	72.7	40.7	32.00	32.00	170.00	33.00	32.0	150	4.5
C2A-RS32-RFL23B-075DB	L	23.0	75.0	150.0	77.3	45.3	32.00	32.00	170.00	33.50	32.0	150	6.5
C2A-RS32-RFL23B-140DB	L	23.0	140.0	400.0	77.3	45.3	32.00	32.00	170.00	33.50	32.0	150	6.5

R = Right hand, L = Left hand



CoroCut® 2 shank tool for face grooving

Screw clamp design



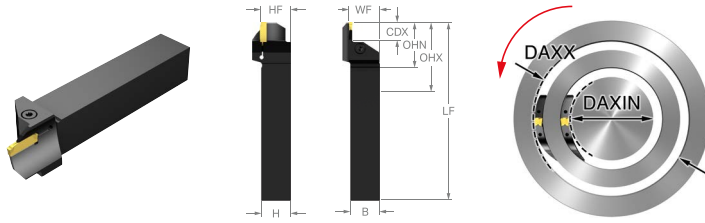
Imperial (inch)

Ordering code	SSC	CDX [inch]	DAXIN [inch]	DAXX [inch]	OHX [inch]	OHN [inch]	B [inch]	H [inch]	LF [inch]	WF [inch]	HF [inch]	CP [lbf/in2]	TQ [ft]
C2A-RSA12-RFG15B-034DB	G	0.590	1.339	1.732	2.143	1.393	0.750	0.750	5.000	0.827	0.750	2176	3.3
C2A-RSA12-RFG15B-042DB	G	0.590	1.654	2.362	2.143	1.393	0.750	0.750	5.000	0.827	0.750	2176	3.3
C2A-RSA12-RFG15B-054DB	G	0.590	2.126	2.953	2.143	1.393	0.750	0.750	5.000	0.827	0.750	2176	3.3
C2A-RSA12-RFG15B-067DB	G	0.590	2.638	3.937	2.143	1.393	0.750	0.750	5.000	0.827	0.750	2176	3.3
C2A-RSA12-RFG15B-090DB	G	0.590	3.543	6.299	2.143	1.393	0.750	0.750	5.000	0.827	0.750	2176	3.3
C2A-RSA12-RFG15B-130DB	G	0.590	5.118	11.811	2.143	1.393	0.750	0.750	5.000	0.827	0.750	2176	3.3
C2A-RSA16-RFG15B-034DB	G	0.590	1.339	1.732	2.393	1.393	1.000	1.000	6.000	1.039	1.000	2176	3.3
C2A-RSA16-RFG15B-042DB	G	0.590	1.654	2.362	2.393	1.393	1.000	1.000	6.000	1.039	1.000	2176	3.3
C2A-RSA16-RFG15B-054DB	G	0.590	2.126	2.953	2.393	1.393	1.000	1.000	6.000	1.039	1.000	2176	3.3
C2A-RSA16-RFG15B-067DB	G	0.590	2.638	3.937	2.393	1.393	1.000	1.000	6.000	1.039	1.000	2176	3.3
C2A-RSA16-RFG15B-090DB	G	0.590	3.543	6.299	2.393	1.393	1.000	1.000	6.000	1.039	1.000	2176	3.3
C2A-RSA16-RFG15B-130DB	G	0.590	5.118	11.811	2.393	1.393	1.000	1.000	6.000	1.039	1.000	2176	3.3
C2A-RSA16-RFH18B-040DB	H	0.709	1.575	2.362	2.603	1.603	1.000	1.000	6.000	1.039	1.000	2176	3.3
C2A-RSA16-RFH18B-052DB	H	0.709	2.047	2.835	2.603	1.603	1.000	1.000	6.000	1.039	1.000	2176	3.3
C2A-RSA16-RFH18B-064DB	H	0.709	2.520	3.937	2.603	1.603	1.000	1.000	6.000	1.039	1.000	2176	3.3
C2A-RSA16-RFH18B-092DB	H	0.709	3.622	5.512	2.603	1.603	1.000	1.000	6.000	1.039	1.000	2176	3.3
C2A-RSA16-RFH18B-132DB	H	0.709	5.197	9.055	2.603	1.603	1.000	1.000	6.000	1.039	1.000	2176	3.3
C2A-RSA16-RFH18B-220DB	H	0.709	8.661	19.685	2.603	1.603	1.000	1.000	6.000	1.039	1.000	2176	3.3
C2A-RSA16-RFH18B-300DB	H	0.709	11.811	31.496	2.603	1.603	1.000	1.000	6.000	1.039	1.000	2176	3.3
C2A-RSA16-RFJ18B-040DB	J	0.709	1.575	2.756	2.603	1.603	1.000	1.000	6.000	1.039	1.000	2176	3.3
C2A-RSA16-RFJ18B-060DB	J	0.709	2.362	3.740	2.603	1.603	1.000	1.000	6.000	1.039	1.000	2176	3.3
C2A-RSA16-RFJ18B-085DB	J	0.709	3.346	5.118	2.603	1.603	1.000	1.000	6.000	1.039	1.000	2176	3.3
C2A-RSA16-RFJ18B-120DB	J	0.709	4.724	7.087	2.603	1.603	1.000	1.000	6.000	1.039	1.000	2176	3.3
C2A-RSA16-RFJ18B-175DB	J	0.709	6.890	19.685	2.603	1.603	1.000	1.000	6.000	1.039	1.000	2176	3.3
C2A-RSA16-RFK18B-040DB	K	0.709	1.575	2.756	2.603	1.603	1.000	1.000	6.000	1.039	1.000	2176	3.3
C2A-RSA16-RFK18B-058DB	K	0.709	2.283	3.400	2.603	1.603	1.000	1.000	6.000	1.039	1.000	2176	3.3

R = Right hand, L = Left hand

CoroCut® 2 shank tool for face grooving

Screw clamp design



Imperial (inch)

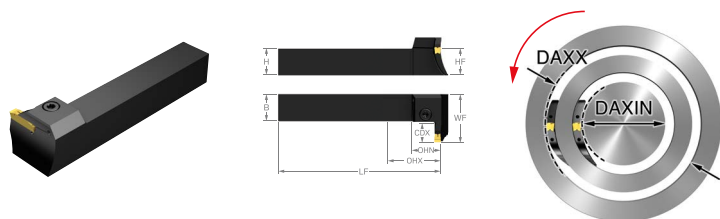
	Ordering code	SSC	CDX [inch]	DAXIN [inch]	DAXX [inch]	OHX [inch]	OHN [inch]	B [inch]	H [inch]	LF [inch]	WF [inch]	HF [inch]	CP [lbf/in2]	TQ [ft]
	C2A-RSA16-RFK18B-088DB	K	0.709	3.465	7.087	2.603	1.603	1.000	1.000	6.000	1.039	1.000	2176	3.3
	C2A-RSA16-RFK18B-168DB	K	0.709	6.614	15.748	2.603	1.603	1.000	1.000	6.000	1.039	1.000	2176	3.3
	C2A-RSA16-RFK18B-220DB	K	0.709	8.661	39.370	2.603	1.603	1.000	1.000	6.000	1.039	1.000	2176	3.3
	C2A-RSA16-RFL23B-075DB	L	0.906	2.953	5.906	2.785	1.785	1.000	1.000	6.000	1.063	1.000	2176	4.8
	C2A-RSA16-RFL23B-140DB	L	0.906	5.512	15.748	2.785	1.785	1.000	1.000	6.000	1.063	1.000	2176	4.8
	C2A-RSA20-RFL23B-075DB	L	0.906	2.953	5.906	3.035	1.785	1.250	1.250	6.000	1.309	1.250	2176	4.8
	C2A-RSA20-RFL23B-140DB	L	0.906	5.512	15.748	3.035	1.785	1.250	1.250	6.000	1.309	1.250	2176	4.8

R = Right hand. L = Left hand



CoroCut® 2 shank tool for face grooving

Screw clamp design



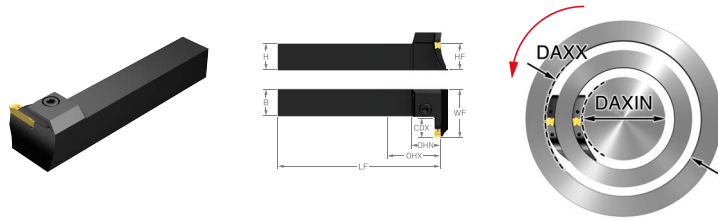
Metric (mm)

Ordering code	SSC	CDX [mm]	DAXIN [mm]	DAXX [mm]	OHX [mm]	OHN [mm]	B [mm]	H [mm]	LF [mm]	WF [mm]	HF [mm]	CP [bar]	TQ [Nm]
C2A-RS25-LGH18B-040DB	H	18.0	40.0	60.0	49.6	24.6	25.00	25.00	150.00	45.00	25.0	150	4.5
C2A-RS25-LGH18B-052DB	H	18.0	52.0	72.0	49.6	24.6	25.00	25.00	150.00	45.00	25.0	150	4.5
C2A-RS25-LGH18B-064DB	H	18.0	64.0	100.0	49.6	24.6	25.00	25.00	150.00	45.00	25.0	150	4.5
C2A-RS25-LGH18B-092DB	H	18.0	92.0	140.0	49.6	24.6	25.00	25.00	150.00	45.00	25.0	150	4.5
C2A-RS25-LGH18B-132DB	H	18.0	132.0	230.0	49.6	24.6	25.00	25.00	150.00	45.00	25.0	150	4.5
C2A-RS25-LGH18B-220DB	H	18.0	220.0	500.0	49.6	24.6	25.00	25.00	150.00	45.00	25.0	150	4.5
C2A-RS25-LGH18B-300DB	H	18.0	300.0	1100.0	49.6	24.6	25.00	25.00	150.00	45.00	25.0	150	4.5
C2A-RS25-LGK18B-058DB	K	18.0	58.0	100.0	51.6	26.6	25.00	25.00	150.00	45.00	25.0	150	4.5
C2A-RS25-LGK18B-088DB	K	18.0	88.0	180.0	51.6	26.6	25.00	25.00	150.00	45.00	25.0	150	4.5
C2A-RS25-LGK18B-168DB	K	18.0	168.0	400.0	51.6	26.6	25.00	25.00	150.00	45.00	25.0	150	4.5
C2A-RS25-LGL20B-050DB	L	20.0	50.0	80.0	52.6	27.6	25.00	25.00	150.00	47.00	25.0	150	6.5
C2A-RS25-LGL20B-075DB	L	20.0	75.0	150.0	52.6	27.6	25.00	25.00	150.00	47.00	25.0	150	6.5
C2A-RS25-LGL20B-140DB	L	20.0	140.0	400.0	52.6	27.6	25.00	25.00	150.00	47.00	25.0	150	6.5

R = Right hand, L = Left hand

CoroCut® 2 shank tool for face grooving

Screw clamp design



Imperial (inch)

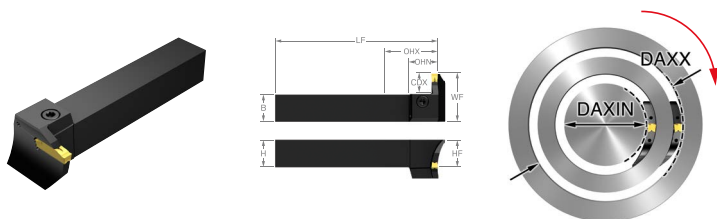
Ordering code	SSC	CDX [inch]	DAXIN [inch]	DAXX [inch]	OHX [inch]	OHN [inch]	B [inch]	H [inch]	LF [inch]	WF [inch]	HF [inch]	CP [lb/in ²]	TQ [ft]
C2A-RSA16-LGH18B-040DB	H	0.709	1.575	2.362	1.969	0.969	1.000	1.000	6.000	1.788	1.000	2176	3.3
C2A-RSA16-LGH18B-052DB	H	0.709	2.047	2.835	1.969	0.969	1.000	1.000	6.000	1.788	1.000	2176	3.3
C2A-RSA16-LGH18B-064DB	H	0.709	2.520	3.937	1.969	0.969	1.000	1.000	6.000	1.788	1.000	2176	3.3
C2A-RSA16-LGH18B-092DB	H	0.709	3.622	5.512	1.969	0.969	1.000	1.000	6.000	1.788	1.000	2176	3.3
C2A-RSA16-LGH18B-132DB	H	0.709	5.197	9.055	1.969	0.969	1.000	1.000	6.000	1.788	1.000	2176	3.3
C2A-RSA16-LGH18B-220DB	H	0.709	8.661	19.685	1.969	0.969	1.000	1.000	6.000	1.788	1.000	2176	3.3
C2A-RSA16-LGH18B-300DB	H	0.709	11.811	43.307	1.969	0.969	1.000	1.000	6.000	1.788	1.000	2176	3.3
C2A-RSA16-LGK18B-058DB	K	0.709	2.283	3.937	2.047	1.047	1.000	1.000	6.000	1.788	1.000	2176	3.3
C2A-RSA16-LGK18B-088DB	K	0.709	3.465	7.087	2.047	1.047	1.000	1.000	6.000	1.788	1.000	2176	3.3
C2A-RSA16-LGK18B-168DB	K	0.709	6.614	15.748	2.047	1.047	1.000	1.000	6.000	1.788	1.000	2176	3.3
C2A-RSA16-LGL20B-050DB	L	0.790	1.969	3.150	2.087	1.087	1.000	1.000	6.000	1.869	1.000	2176	4.8
C2A-RSA16-LGL20B-075DB	L	0.790	2.953	5.906	2.087	1.087	1.000	1.000	6.000	1.869	1.000	2176	4.8
C2A-RSA16-LGL20B-140DB	L	0.790	5.512	15.748	2.087	1.087	1.000	1.000	6.000	1.869	1.000	2176	4.8

R = Right hand, L = Left hand



CoroCut® 2 shank tool for face grooving

Screw clamp design



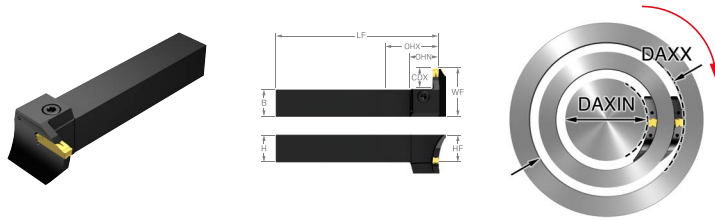
Metric (mm)

Ordering code	SSC	CDX [mm]	DAXIN [mm]	DAXX [mm]	OHX [mm]	OHN [mm]	B [mm]	H [mm]	LF [mm]	WF [mm]	HF [mm]	CP [bar]	TQ [Nm]
C2A-RS25-RGH18B-040DB	H	18.0	40.0	60.0	49.6	24.6	25.00	25.00	150.00	45.00	25.00	150	4.5
C2A-RS25-RGH18B-052DB	H	18.0	52.0	72.0	49.6	24.6	25.00	25.00	150.00	45.00	25.00	150	4.5
C2A-RS25-RGH18B-064DB	H	18.0	64.0	100.0	49.6	24.6	25.00	25.00	150.00	45.00	25.00	150	4.5
C2A-RS25-RGH18B-092DB	H	18.0	92.0	140.0	49.6	24.6	25.00	25.00	150.00	45.00	25.00	150	4.5
C2A-RS25-RGH18B-132DB	H	18.0	132.0	230.0	49.6	24.6	25.00	25.00	150.00	45.00	25.00	150	4.5
C2A-RS25-RGH18B-220DB	H	18.0	220.0	500.0	49.6	24.6	25.00	25.00	150.00	45.00	25.00	150	4.5
C2A-RS25-RGH18B-300DB	H	18.0	300.0	1100.0	49.6	24.6	25.00	25.00	150.00	45.00	25.00	150	4.5
C2A-RS25-RGK18B-058DB	K	18.0	58.0	100.0	51.6	26.6	25.00	25.00	150.00	45.00	25.00	150	4.5
C2A-RS25-RGK18B-088DB	K	18.0	88.0	180.0	51.6	26.6	25.00	25.00	150.00	45.00	25.00	150	4.5
C2A-RS25-RGK18B-168DB	K	18.0	168.0	400.0	51.6	26.6	25.00	25.00	150.00	45.00	25.00	150	4.5
C2A-RS25-RGL20B-050DB	L	20.0	50.0	80.0	52.6	27.6	25.00	25.00	150.00	47.00	25.00	150	6.5
C2A-RS25-RGL20B-075DB	L	20.0	75.0	150.0	52.6	27.6	25.00	25.00	150.00	47.00	25.00	150	6.5
C2A-RS25-RGL20B-140DB	L	20.0	140.0	400.0	52.6	27.6	25.00	25.00	150.00	47.00	25.00	150	6.5

R = Right hand, L = Left hand

CoroCut® 2 shank tool for face grooving

Screw clamp design



Imperial (inch)

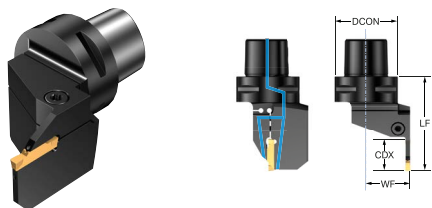
Ordering code	SSC	CDX [inch]	DAXIN [inch]	DAXX [inch]	OHX [inch]	OHN [inch]	B [inch]	H [inch]	LF [inch]	WF [inch]	HF [inch]	CP [lbf/in2]	TQ [ft]
C2A-RSA16-RGH18B-040DB	H	0.709	1.575	2.362	1.969	0.969	1.000	1.000	6.000	1.788	1.000	2176	3.3
C2A-RSA16-RGH18B-052DB	H	0.709	2.047	2.835	1.969	0.969	1.000	1.000	6.000	1.788	1.000	2176	3.3
C2A-RSA16-RGH18B-064DB	H	0.709	2.520	3.937	1.969	0.969	1.000	1.000	6.000	1.788	1.000	2176	3.3
C2A-RSA16-RGH18B-092DB	H	0.709	3.622	5.512	1.969	0.969	1.000	1.000	6.000	1.788	1.000	2176	3.3
C2A-RSA16-RGH18B-132DB	H	0.709	5.197	9.055	1.969	0.969	1.000	1.000	6.000	1.788	1.000	2176	3.3
C2A-RSA16-RGH18B-220DB	H	0.709	8.661	19.685	1.969	0.969	1.000	1.000	6.000	1.788	1.000	2176	3.3
C2A-RSA16-RGH18B-300DB	H	0.709	11.811	43.307	1.969	0.969	1.000	1.000	6.000	1.788	1.000	2176	3.3
C2A-RSA16-RGK18B-058DB	K	0.709	2.283	3.937	2.047	1.047	1.000	1.000	6.000	1.788	1.000	2176	3.3
C2A-RSA16-RGK18B-088DB	K	0.709	3.465	7.087	2.047	1.047	1.000	1.000	6.000	1.788	1.000	2176	3.3
C2A-RSA16-RGK18B-168DB	K	0.709	6.614	15.748	2.047	1.047	1.000	1.000	6.000	1.788	1.000	2176	3.3
C2A-RSA16-RGL20B-050DB	L	0.790	1.969	3.150	2.087	1.087	1.000	1.000	6.000	1.869	1.000	2176	4.8
C2A-RSA16-RGL20B-075DB	L	0.790	2.953	5.906	2.087	1.087	1.000	1.000	6.000	1.869	1.000	2176	4.8
C2A-RSA16-RGL20B-140DB	L	0.790	5.512	15.748	2.087	1.087	1.000	1.000	6.000	1.869	1.000	2176	4.8

R = Right hand, L = Left hand



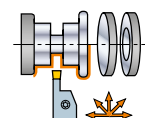
CoroCut® 2 cutting unit for parting and grooving

Screw clamp design



Metric (mm)

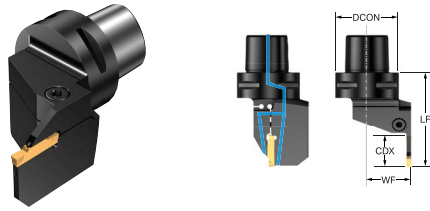
Ordering code	SSC	CDX [mm]	OHX [mm]	DCON _{MS} [mm]	LF [mm]	WF [mm]	HF [mm]	CP [bar]	TQ [Nm]
C2R-CC3-LE08CB	E	8.0	50.0	32.00	50.00	22.00	0.0	150	4.0
C2R-CC3-LE15CB	E	15.0	55.0	32.00	55.00	22.00	0.0	150	4.5
C2R-CC3-LF10CB	F	10.0	50.0	32.00	50.00	22.00	0.0	150	4.0
C2R-CC3-LF15CB	F	15.0	55.0	32.00	55.00	22.00	0.0	150	4.5
C2R-CC3-LG10CB	G	10.0	50.0	32.00	50.00	22.00	0.0	150	4.0
C2R-CC3-LG15CB	G	15.0	55.0	32.00	55.00	22.00	0.0	150	4.5
C2R-CC3-LG20CB	G	20.0	60.0	32.00	60.00	22.00	0.0	150	4.5
C2R-CC3-RE08CB	E	8.0	50.0	32.00	50.00	22.00	0.0	150	4.0
C2R-CC3-RE15CB	E	15.0	55.0	32.00	55.00	22.00	0.0	150	4.5
C2R-CC3-RF10CB	F	10.0	50.0	32.00	50.00	22.00	0.0	150	4.0
C2R-CC3-RF15CB	F	15.0	55.0	32.00	55.00	22.00	0.0	150	4.5
C2R-CC3-RG10CB	G	10.0	50.0	32.00	50.00	22.00	0.0	150	4.0
C2R-CC3-RG15CB	G	15.0	55.0	32.00	55.00	22.00	0.0	150	4.5
C2R-CC3-RG20CB	G	20.0	60.0	32.00	60.00	22.00	0.0	150	4.5
C2R-CC4-LE08CB	E	8.0	55.0	40.00	55.00	27.00	0.0	150	4.0
C2R-CC4-LE15CB	E	15.0	60.0	40.00	60.00	27.00	0.0	150	4.5
C2R-CC4-LF10CB	F	10.0	55.0	40.00	55.00	27.00	0.0	150	4.0
C2R-CC4-LF15CB	F	15.0	60.0	40.00	60.00	27.00	0.0	150	4.5
C2R-CC4-LG10CB	G	10.0	55.0	40.00	55.00	27.00	0.0	150	4.0
C2R-CC4-LG15CB	G	15.0	60.0	40.00	60.00	27.00	0.0	150	4.5
C2R-CC4-LG20CB	G	20.0	65.0	40.00	65.00	27.00	0.0	150	4.5
C2R-CC4-RE08CB	E	8.0	55.0	40.00	55.00	27.00	0.0	150	4.0
C2R-CC4-RE15CB	E	15.0	60.0	40.00	60.00	27.00	0.0	150	4.5
C2R-CC4-RF10CB	F	10.0	55.0	40.00	55.00	27.00	0.0	150	4.0
C2R-CC4-RF15CB	F	15.0	60.0	40.00	60.00	27.00	0.0	150	4.5
C2R-CC4-RG10CB	G	10.0	55.0	40.00	55.00	27.00	0.0	150	4.0



R = Right hand. L = Left hand

CoroCut® 2 cutting unit for parting and grooving

Screw clamp design



Metric (mm)

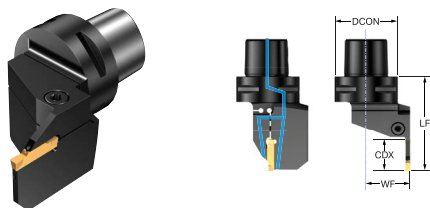
Ordering code	SSC	CDX [mm]	OHX [mm]	DCON _{MS} [mm]	LF [mm]	WF [mm]	HF [mm]	CP [bar]	TQ [Nm]
C2R-CC4-RG15CB	G	15.0	60.0	40.00	60.00	27.00	0.0	150	4.5
C2R-CC4-RG20CB	G	20.0	65.0	40.00	65.00	27.00	0.0	150	4.5
C2R-CC5-LE08CB	E	8.0	55.0	50.00	55.00	35.00	0.0	150	4.0
C2R-CC5-LE15CB	E	15.0	60.0	50.00	60.00	35.00	0.0	150	4.5
C2R-CC5-LF10CB	F	10.0	55.0	50.00	55.00	35.00	0.0	150	4.0
C2R-CC5-LF20CB	F	20.0	65.0	50.00	65.00	35.00	0.0	150	4.5
C2R-CC5-LG10CB	G	10.0	55.0	50.00	55.00	35.00	0.0	150	4.0
C2R-CC5-LG15CB	G	15.0	60.0	50.00	60.00	35.00	0.0	150	4.5
C2R-CC5-LG20CB	G	20.0	65.0	50.00	65.00	35.00	0.0	150	4.5
C2R-CC5-RE08CB	E	8.0	55.0	50.00	55.00	35.00	0.0	150	4.0
C2R-CC5-RE15CB	E	15.0	60.0	50.00	60.00	35.00	0.0	150	4.5
C2R-CC5-RF10CB	F	10.0	55.0	50.00	55.00	35.00	0.0	150	4.0
C2R-CC5-RF20CB	F	20.0	65.0	50.00	65.00	35.00	0.0	150	4.5
C2R-CC5-RG10CB	G	10.0	55.0	50.00	55.00	35.00	0.0	150	4.0
C2R-CC5-RG15CB	G	15.0	60.0	50.00	60.00	35.00	0.0	150	4.5
C2R-CC5-RG20CB	G	20.0	65.0	50.00	65.00	35.00	0.0	150	4.5
C2R-CC6-LG10CB	G	10.0	60.0	63.00	60.00	45.00	0.0	150	4.0
C2R-CC6-LG15CB	G	15.0	65.0	63.00	65.00	45.00	0.0	150	4.5
C2R-CC6-LG20CB	G	20.0	70.0	63.00	70.00	45.00	0.0	150	4.5
C2R-CC6-RG10CB	G	10.0	60.0	63.00	60.00	45.00	0.0	150	4.0
C2R-CC6-RG15CB	G	15.0	65.0	63.00	65.00	45.00	0.0	150	4.5
C2R-CC6-RG20CB	G	20.0	70.0	63.00	70.00	45.00	0.0	150	4.5

R = Right hand, L = Left hand



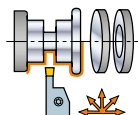
CoroCut® 2 cutting unit for parting and grooving

Screw clamp design



Imperial (inch)

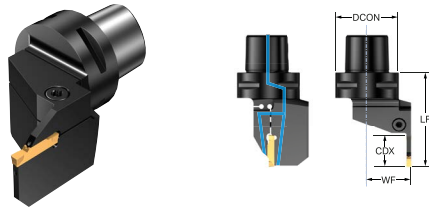
Ordering code	SSC	CDX [inch]	OHX [inch]	DCON _{MS} [inch]	LF [inch]	WF [inch]	HF [inch]	CP [lb/in ²]	TQ [ft]
C2R-CC3-LE08CB	E	0.315	1.969	1.260	1.969	0.866	0.000	2176	3.0
C2R-CC3-LE15CB	E	0.591	2.165	1.260	2.165	0.866	0.000	2176	3.3
C2R-CC3-LF10CB	F	0.394	1.969	1.260	1.969	0.866	0.000	2176	3.0
C2R-CC3-LF15CB	F	0.591	2.165	1.260	2.165	0.866	0.000	2176	3.3
C2R-CC3-LG10CB	G	0.394	1.969	1.260	1.969	0.866	0.000	2176	3.0
C2R-CC3-LG15CB	G	0.591	2.165	1.260	2.165	0.866	0.000	2176	3.3
C2R-CC3-LG20CB	G	0.787	2.362	1.260	2.362	0.866	0.000	2176	3.3
C2R-CC3-RE08CB	E	0.315	1.969	1.260	1.969	0.866	0.000	2176	3.0
C2R-CC3-RE15CB	E	0.591	2.165	1.260	2.165	0.866	0.000	2176	3.3
C2R-CC3-RF10CB	F	0.394	1.969	1.260	1.969	0.866	0.000	2176	3.0
C2R-CC3-RF15CB	F	0.591	2.165	1.260	2.165	0.866	0.000	2176	3.3
C2R-CC3-RG10CB	G	0.394	1.969	1.260	1.969	0.866	0.000	2176	3.0
C2R-CC3-RG15CB	G	0.591	2.165	1.260	2.165	0.866	0.000	2176	3.3
C2R-CC3-RG20CB	G	0.787	2.362	1.260	2.362	0.866	0.000	2176	3.3
C2R-CC4-LE08CB	E	0.315	2.165	1.575	2.165	1.063	0.000	2176	3.0
C2R-CC4-LE15CB	E	0.591	2.362	1.575	2.362	1.063	0.000	2176	3.3
C2R-CC4-LF10CB	F	0.394	2.165	1.575	2.165	1.063	0.000	2176	3.0
C2R-CC4-LF15CB	F	0.591	2.362	1.575	2.362	1.063	0.000	2176	3.3
C2R-CC4-LG10CB	G	0.394	2.165	1.575	2.165	1.063	0.000	2176	3.0
C2R-CC4-LG15CB	G	0.591	2.362	1.575	2.362	1.063	0.000	2176	3.3
C2R-CC4-LG20CB	G	0.787	2.559	1.575	2.559	1.063	0.000	2176	3.3
C2R-CC4-RE08CB	E	0.315	2.165	1.575	2.165	1.063	0.000	2176	3.0
C2R-CC4-RE15CB	E	0.591	2.362	1.575	2.362	1.063	0.000	2176	3.3
C2R-CC4-RF10CB	F	0.394	2.165	1.575	2.165	1.063	0.000	2176	3.0
C2R-CC4-RF15CB	F	0.591	2.362	1.575	2.362	1.063	0.000	2176	3.3
C2R-CC4-RG10CB	G	0.394	2.165	1.575	2.165	1.063	0.000	2176	3.0



R = Right hand. L = Left hand

CoroCut® 2 cutting unit for parting and grooving

Screw clamp design



Imperial (inch)

Ordering code	SSC	CDX [inch]	OHX [inch]	DCON _{MS} [inch]	LF [inch]	WF [inch]	HF [inch]	CP [lbf/in ²]	TQ [ft]
C2R-CC4-RG15CB	G	0.591	2.362	1.575	2.362	1.063	0.000	2176	3.3
C2R-CC4-RG20CB	G	0.787	2.559	1.575	2.559	1.063	0.000	2176	3.3
C2R-CC5-LE08CB	E	0.315	2.165	1.969	2.165	1.378	0.000	2176	3.0
C2R-CC5-LE15CB	E	0.591	2.362	1.969	2.362	1.378	0.000	2176	3.3
C2R-CC5-LF10CB	F	0.394	2.165	1.969	2.165	1.378	0.000	2176	3.0
C2R-CC5-LF20CB	F	0.787	2.559	1.969	2.559	1.378	0.000	2176	3.3
C2R-CC5-LG10CB	G	0.394	2.165	1.969	2.165	1.378	0.000	2176	3.0
C2R-CC5-LG15CB	G	0.591	2.362	1.969	2.362	1.378	0.000	2176	3.3
C2R-CC5-LG20CB	G	0.787	2.559	1.969	2.559	1.378	0.000	2176	3.3
C2R-CC5-RE08CB	E	0.315	2.165	1.969	2.165	1.378	0.000	2176	3.0
C2R-CC5-RE15CB	E	0.591	2.362	1.969	2.362	1.378	0.000	2176	3.3
C2R-CC5-RF10CB	F	0.394	2.165	1.969	2.165	1.378	0.000	2176	3.0
C2R-CC5-RF20CB	F	0.787	2.559	1.969	2.559	1.378	0.000	2176	3.3
C2R-CC5-RG10CB	G	0.394	2.165	1.969	2.165	1.378	0.000	2176	3.0
C2R-CC5-RG15CB	G	0.591	2.362	1.969	2.362	1.378	0.000	2176	3.3
C2R-CC5-RG20CB	G	0.787	2.559	1.969	2.559	1.378	0.000	2176	3.3
C2R-CC6-LG10CB	G	0.394	2.362	2.480	2.362	1.772	0.000	2176	3.0
C2R-CC6-LG15CB	G	0.591	2.559	2.480	2.559	1.772	0.000	2176	3.3
C2R-CC6-LG20CB	G	0.787	2.756	2.480	2.756	1.772	0.000	2176	3.3
C2R-CC6-RG10CB	G	0.394	2.362	2.480	2.362	1.772	0.000	2176	3.0
C2R-CC6-RG15CB	G	0.591	2.559	2.480	2.559	1.772	0.000	2176	3.3
C2R-CC6-RG20CB	G	0.787	2.756	2.480	2.756	1.772	0.000	2176	3.3

R = Right hand, L = Left hand



CoroCut® 2 cutting unit for parting and grooving

Screw clamp design



Metric (mm)

	Ordering code	SSC	CDX [mm]	OHX [mm]	DCON _{MS} [mm]	LF [mm]	WF [mm]	HF [mm]	CP [bar]	TQ [Nm]
	NEW C2R-CC3-LD08GB	D	8.0	50.0	32.00	50.00	22.00	0.0	150	3.5
	NEW C2R-CC3-LD15GB	D	15.0	55.0	32.00	55.00	22.00	0.0	150	4.0
	NEW C2R-CC3-RD08GB	D	8.0	50.0	32.00	50.00	22.00	0.0	150	3.5
	NEW C2R-CC3-RD15GB	D	15.0	55.0	32.00	55.00	22.00	0.0	150	4.0
	NEW C2R-CC4-LD08GB	D	8.0	55.0	40.00	55.00	27.00	0.0	150	3.5
	NEW C2R-CC4-LD15GB	D	15.0	60.0	40.00	60.00	27.00	0.0	150	4.0
	NEW C2R-CC4-RD08GB	D	8.0	55.0	40.00	55.00	27.00	0.0	150	3.5
	NEW C2R-CC4-RD15GB	D	15.0	60.0	40.00	60.00	27.00	0.0	150	4.0
	NEW C2R-CC5-LD08GB	D	8.0	55.0	50.00	55.00	35.00	0.0	150	3.5
	NEW C2R-CC5-LD15GB	D	15.0	60.0	50.00	60.00	35.00	0.0	150	4.0
	NEW C2R-CC5-RD08GB	D	8.0	55.0	50.00	55.00	35.00	0.0	150	3.5
	NEW C2R-CC5-RD15GB	D	15.0	60.0	50.00	60.00	35.00	0.0	150	4.0

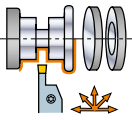
R = Right hand, L = Left hand

CoroCut® 2 cutting unit for parting and grooving

Screw clamp design



Imperial (inch)

	Ordering code	SSC	CDX [inch]	OHX [inch]	DCON _{MS} [inch]	LF [inch]	WF [inch]	HF [inch]	CP [lbf/in2]	TQ [ft]
	NEW C2R-CC3-LD08GB	D	0.315	1.969	1.260	1.969	0.866	0.000	2176	2.6
	NEW C2R-CC3-LD15GB	D	0.591	2.165	1.260	2.165	0.866	0.000	2176	3.0
	NEW C2R-CC3-RD08GB	D	0.315	1.969	1.260	1.969	0.866	0.000	2176	2.6
	NEW C2R-CC3-RD15GB	D	0.591	2.165	1.260	2.165	0.866	0.000	2176	3.0
	NEW C2R-CC4-LD08GB	D	0.315	2.165	1.575	2.165	1.063	0.000	2176	2.6
	NEW C2R-CC4-LD15GB	D	0.591	2.362	1.575	2.362	1.063	0.000	2176	3.0
	NEW C2R-CC4-RD08GB	D	0.315	2.165	1.575	2.165	1.063	0.000	2176	2.6
	NEW C2R-CC4-RD15GB	D	0.591	2.362	1.575	2.362	1.063	0.000	2176	3.0
	NEW C2R-CC5-LD08GB	D	0.315	2.165	1.969	2.165	1.378	0.000	2176	2.6
	NEW C2R-CC5-LD15GB	D	0.591	2.362	1.969	2.362	1.378	0.000	2176	3.0
	NEW C2R-CC5-RD08GB	D	0.315	2.165	1.969	2.165	1.378	0.000	2176	2.6
	NEW C2R-CC5-RD15GB	D	0.591	2.362	1.969	2.362	1.378	0.000	2176	3.0

R = Right hand. L = Left hand



CoroCut® 2 cutting unit for profiling



Metric (mm)

RMPX
[deg]

 90.00

	Ordering code	SSC	CDX [mm]	OHX [mm]	DCON _{MS} [mm]	LF [mm]	WF [mm]	HF [mm]	CP [bar]	TQ [Nm]
	NEW C2T-CC3-NG20BB	G	20.0	60.0	32.00	60.00	2.00	0.0	150	4.5
	NEW C2T-CC4-NG20BB	G	20.0	70.0	40.00	70.00	2.00	0.0	150	4.5
	NEW C2T-CC4-NJ25BB	J	25.0	77.0	40.00	77.00	3.00	0.0	150	5.5
	NEW C2T-CC5-NG20BB	G	20.0	70.0	50.00	70.00	2.00	0.0	150	4.5
	NEW C2T-CC5-NJ25BB	J	25.0	77.0	50.00	77.00	3.00	0.0	150	5.5
	NEW C2T-CC6-NG20BB	G	20.0	75.0	63.00	75.00	2.00	0.0	150	4.5
	NEW C2T-CC6-NJ25BB	J	25.0	82.0	63.00	82.00	3.00	0.0	150	5.5

Imperial (inch)

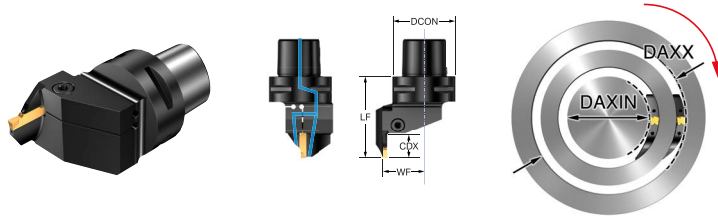
RMPX
[deg]

 90.00

	Ordering code	SSC	CDX [inch]	OHX [inch]	DCON _{MS} [inch]	LF [inch]	WF [inch]	HF [inch]	CP [lbf/in2]	TQ [ft]
	NEW C2T-CC3-NG20BB	G	0.787	2.362	1.260	2.362	0.079	0.000	2176	3.3
	NEW C2T-CC4-NG20BB	G	0.787	2.756	1.575	2.756	0.079	0.000	2176	3.3
	NEW C2T-CC4-NJ25BB	J	0.984	3.031	1.575	3.031	0.118	0.000	2176	4.1
	NEW C2T-CC5-NG20BB	G	0.787	2.756	1.969	2.756	0.079	0.000	2176	3.3
	NEW C2T-CC5-NJ25BB	J	0.984	3.031	1.969	3.031	0.118	0.000	2176	4.1
	NEW C2T-CC6-NG20BB	G	0.787	2.953	2.480	2.953	0.079	0.000	2176	3.3
	NEW C2T-CC6-NJ25BB	J	0.984	3.228	2.480	3.228	0.118	0.000	2176	4.1

CoroCut® 2 cutting unit for face grooving

B curve



Metric (mm)

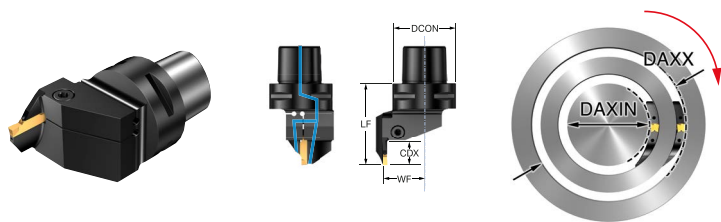
	Ordering code	SSC	CDX [mm]	DAXIN [mm]	DAXX [mm]	OHX [mm]	DCON _{MS} [mm]	LF [mm]	WF [mm]	HF [mm]	CP [bar]	TQ [Nm]
	C2A-CC4-RFG15B-042CB	G	15.0	42.0	60.0	60.0	40.00	60.00	27.00	0.0	150	4.5
	C2A-CC4-RFG15B-054CB	G	15.0	54.0	75.0	60.0	40.00	60.00	27.00	0.0	150	4.5
	C2A-CC4-RFG15B-067CB	G	15.0	67.0	100.0	60.0	40.00	60.00	27.00	0.0	150	4.5
	C2A-CC4-RFG15B-090CB	G	15.0	90.0	160.0	60.0	40.00	60.00	27.00	0.0	150	4.5
	C2A-CC4-RFH18B-064CB	H	18.0	64.0	100.0	65.0	40.00	65.00	27.00	0.0	150	4.5
	C2A-CC4-RFH18B-092CB	H	18.0	92.0	140.0	65.0	40.00	65.00	27.00	0.0	150	4.5
	C2A-CC4-RFH18B-132CB	H	18.0	132.0	230.0	65.0	40.00	65.00	27.00	0.0	150	4.5
	C2A-CC4-RFJ18B-040CB	J	18.0	40.0	70.0	65.0	40.00	65.00	27.00	0.0	150	4.5
	C2A-CC4-RFJ18B-060CB	J	18.0	60.0	95.0	65.0	40.00	65.00	27.00	0.0	150	4.5
	C2A-CC4-RFJ18B-085CB	J	18.0	85.0	130.0	65.0	40.00	65.00	27.00	0.0	150	4.5
	C2A-CC4-RFJ18B-120CB	J	18.0	120.0	180.0	65.0	40.00	65.00	27.00	0.0	150	4.5
	C2A-CC5-RFH18B-064CB	H	18.0	64.0	100.0	65.0	50.00	65.00	33.00	0.0	150	4.5
	C2A-CC5-RFH18B-092CB	H	18.0	92.0	140.0	65.0	50.00	65.00	33.00	0.0	150	4.5
	C2A-CC5-RFH18B-132CB	H	18.0	132.0	230.0	65.0	50.00	65.00	33.00	0.0	150	4.5
	C2A-CC5-RFH18B-220CB	H	18.0	220.0	500.0	65.0	50.00	65.00	33.00	0.0	150	4.5
	C2A-CC5-RFH18B-300CB	H	18.0	300.0	2000.0	65.0	50.00	65.00	33.00	0.0	150	4.5
	C2A-CC5-RFJ18B-040CB	J	18.0	40.0	70.0	65.0	50.00	65.00	33.00	0.0	150	4.5
	C2A-CC5-RFJ18B-060CB	J	18.0	60.0	95.0	65.0	50.00	65.00	33.00	0.0	150	4.5
	C2A-CC5-RFJ18B-085CB	J	18.0	85.0	130.0	65.0	50.00	65.00	33.00	0.0	150	4.5
	C2A-CC5-RFJ18B-120CB	J	18.0	120.0	180.0	65.0	50.00	65.00	33.00	0.0	150	4.5
	C2A-CC5-RFJ18B-175CB	J	18.0	175.0	500.0	65.0	50.00	65.00	33.00	0.0	150	4.5
	C2A-CC5-RFK18B-040CB	K	18.0	40.0	70.0	65.0	50.00	65.00	33.00	0.0	150	4.5
	C2A-CC5-RFK18B-058CB	K	18.0	58.0	100.0	65.0	50.00	65.00	33.00	0.0	150	4.5
	C2A-CC5-RFK18B-088CB	K	18.0	88.0	180.0	65.0	50.00	65.00	33.00	0.0	150	4.5
	C2A-CC5-RFK18B-168CB	K	18.0	168.0	400.0	65.0	50.00	65.00	33.00	0.0	150	4.5
	C2A-CC5-RFK18B-220CB	K	18.0	220.0	1000.0	65.0	50.00	65.00	33.00	0.0	150	4.5

R = Right hand. L = Left hand



CoroCut® 2 cutting unit for face grooving

B curve



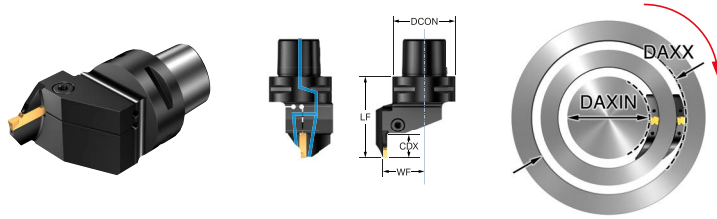
Metric (mm)

	Ordering code	SSC	CDX [mm]	DAXIN [mm]	DAXX [mm]	OHX [mm]	DCON _{MS} [mm]	LF [mm]	WF [mm]	HF [mm]	CP [bar]	TQ [Nm]
	C2A-CC6-RFH18B-064CB	H	18.0	64.0	100.0	70.0	63.00	70.00	39.00	0.0	150	4.5
	C2A-CC6-RFH18B-092CB	H	18.0	92.0	140.0	70.0	63.00	70.00	39.00	0.0	150	4.5
	C2A-CC6-RFH18B-132CB	H	18.0	132.0	230.0	70.0	63.00	70.00	39.00	0.0	150	4.5
	C2A-CC6-RFH18B-220CB	H	18.0	220.0	500.0	70.0	63.00	70.00	39.00	0.0	150	4.5
	C2A-CC6-RFH18B-300CB	H	18.0	300.0	2000.0	70.0	63.00	70.00	39.00	0.0	150	4.5
	C2A-CC6-RFJ18B-040CB	J	18.0	40.0	70.0	70.0	63.00	70.00	39.00	0.0	150	4.5
	C2A-CC6-RFJ18B-060CB	J	18.0	60.0	95.0	70.0	63.00	70.00	39.00	0.0	150	4.5
	C2A-CC6-RFJ18B-085CB	J	18.0	85.0	95.0	70.0	63.00	70.00	39.00	0.0	150	4.5
	C2A-CC6-RFJ18B-120CB	J	18.0	120.0	180.0	70.0	63.00	70.00	39.00	0.0	150	4.5
	C2A-CC6-RFJ18B-175CB	J	18.0	175.0	500.0	70.0	63.00	70.00	39.00	0.0	150	4.5
	C2A-CC6-RFK18B-058CB	K	18.0	58.0	100.0	70.0	63.00	70.00	39.00	0.0	150	4.5
	C2A-CC6-RFK18B-088CB	K	18.0	88.0	180.0	70.0	63.00	70.00	39.00	0.0	150	4.5
	C2A-CC6-RFK18B-168CB	K	18.0	168.0	400.0	70.0	63.00	70.00	39.00	0.0	150	4.5
	C2A-CC6-RFK18B-220CB	K	18.0	220.0	1000.0	70.0	63.00	70.00	39.00	0.0	150	4.5
	C2A-CC6-RFL23B-050CB	L	23.0	50.0	80.0	75.0	63.00	75.00	39.00	0.0	150	6.5
	C2A-CC6-RFL23B-075CB	L	23.0	75.0	150.0	75.0	63.00	75.00	39.00	0.0	150	6.5
	C2A-CC6-RFL23B-140CB	L	23.0	140.0	400.0	75.0	63.00	75.00	39.00	0.0	150	6.5
	C2A-CC4-LFG15B-042CB	G	15.0	42.0	60.0	60.0	40.00	60.00	27.00	0.0	150	4.5
	C2A-CC4-LFG15B-054CB	G	15.0	54.0	75.0	60.0	40.00	60.00	27.00	0.0	150	4.5
	C2A-CC4-LFG15B-067CB	G	15.0	67.0	100.0	60.0	40.00	60.00	27.00	0.0	150	4.5
	C2A-CC4-LFG15B-090CB	G	15.0	90.0	160.0	60.0	40.00	60.00	27.00	0.0	150	4.5
	C2A-CC4-LFH18B-064CB	H	18.0	64.0	100.0	65.0	40.00	65.00	27.00	0.0	150	4.5
	C2A-CC4-LFH18B-092CB	H	18.0	92.0	140.0	65.0	40.00	65.00	27.00	0.0	150	4.5
	C2A-CC4-LFH18B-132CB	H	18.0	132.0	230.0	65.0	40.00	65.00	27.00	0.0	150	4.5
C2A-CC4-LFJ18B-040CB	J	18.0	40.0	70.0	65.0	40.00	65.00	27.00	0.0	150	4.5	
C2A-CC4-LFJ18B-060CB	J	18.0	60.0	95.0	65.0	40.00	65.00	27.00	0.0	150	4.5	

R = Right hand. L = Left hand

CoroCut® 2 cutting unit for face grooving

B curve



Metric (mm)

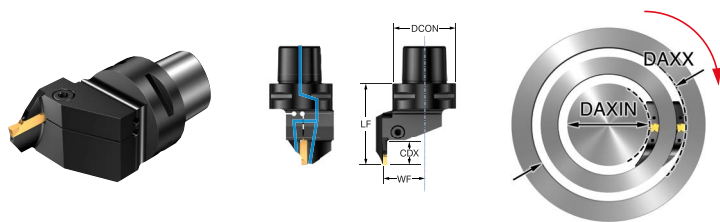
	Ordering code	SSC	CDX [mm]	DAXIN [mm]	DAXX [mm]	OHX [mm]	DCON _{MS} [mm]	LF [mm]	WF [mm]	HF [mm]	CP [bar]	TQ [Nm]
	C2A-CC4-LFJ18B-085CB	J	18.0	85.0	130.0	65.0	40.00	65.00	27.00	0.0	150	4.5
	C2A-CC4-LFJ18B-120CB	J	18.0	120.0	180.0	65.0	40.00	65.00	27.00	0.0	150	4.5
	C2A-CC5-LFH18B-064CB	H	18.0	64.0	100.0	65.0	50.00	65.00	33.00	0.0	150	4.5
	C2A-CC5-LFH18B-092CB	H	18.0	92.0	140.0	65.0	50.00	65.00	33.00	0.0	150	4.5
	C2A-CC5-LFH18B-132CB	H	18.0	132.0	230.0	65.0	50.00	65.00	33.00	0.0	150	4.5
	C2A-CC5-LFH18B-220CB	H	18.0	220.0	500.0	65.0	50.00	65.00	33.00	0.0	150	4.5
	C2A-CC5-LFH18B-300CB	H	18.0	300.0	2000.0	65.0	50.00	65.00	33.00	0.0	150	4.5
	C2A-CC5-LFJ18B-040CB	J	18.0	40.0	70.0	65.0	50.00	65.00	33.00	0.0	150	4.5
	C2A-CC5-LFJ18B-060CB	J	18.0	60.0	95.0	65.0	50.00	65.00	33.00	0.0	150	4.5
	C2A-CC5-LFJ18B-085CB	J	18.0	85.0	130.0	65.0	50.00	65.00	33.00	0.0	150	4.5
	NEW C2A-CC5-LFJ18B-120CB	J	18.0	120.0	180.0	65.0	50.00	65.00	33.00	0.0	150	4.5
	C2A-CC5-LFJ18B-175CB	J	18.0	175.0	500.0	65.0	50.00	65.00	33.00	0.0	150	4.5
	C2A-CC5-LFK18B-040CB	K	18.0	40.0	70.0	65.0	50.00	65.00	33.00	0.0	150	4.5
	C2A-CC5-LFK18B-058CB	K	18.0	58.0	100.0	65.0	50.00	65.00	33.00	0.0	150	4.5
	C2A-CC5-LFK18B-088CB	K	18.0	88.0	180.0	65.0	50.00	65.00	33.00	0.0	150	4.5
	C2A-CC5-LFK18B-168CB	K	18.0	168.0	400.0	65.0	50.00	65.00	33.00	0.0	150	4.5
	C2A-CC5-LFK18B-220CB	K	18.0	220.0	1000.0	65.0	50.00	65.00	33.00	0.0	150	4.5
	C2A-CC6-LFH18B-064CB	H	18.0	64.0	100.0	70.0	63.00	70.00	39.00	0.0	150	4.5
	C2A-CC6-LFH18B-092CB	H	18.0	92.0	140.0	70.0	63.00	70.00	39.00	0.0	150	4.5
	C2A-CC6-LFH18B-132CB	H	18.0	132.0	230.0	70.0	63.00	70.00	39.00	0.0	150	4.5
	C2A-CC6-LFH18B-220CB	H	18.0	220.0	500.0	70.0	63.00	70.00	39.00	0.0	150	4.5
	C2A-CC6-LFH18B-300CB	H	18.0	300.0	2000.0	70.0	63.00	70.00	39.00	0.0	150	4.5
	C2A-CC6-LFJ18B-040CB	J	18.0	40.0	70.0	70.0	63.00	70.00	39.00	0.0	150	4.5
	C2A-CC6-LFJ18B-060CB	J	18.0	60.0	95.0	70.0	63.00	70.00	39.00	0.0	150	4.5
	C2A-CC6-LFJ18B-085CB	J	18.0	85.0	130.0	70.0	63.00	70.00	39.00	0.0	150	4.5
	C2A-CC6-LFJ18B-120CB	J	18.0	120.0	180.0	70.0	63.00	70.00	39.00	0.0	150	4.5

R = Right hand. L = Left hand



CoroCut[®] 2 cutting unit for face grooving

B curve



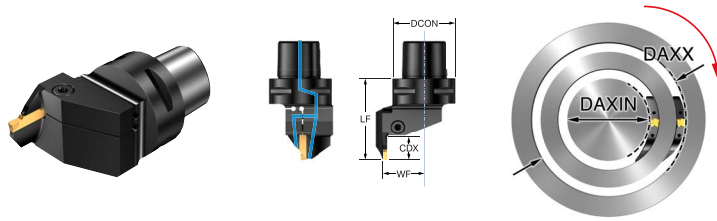
Metric (mm)

	Ordering code	SSC	CDX [mm]	DAXIN [mm]	DAXX [mm]	OHX [mm]	DCON _{MS} [mm]	LF [mm]	WF [mm]	HF [mm]	CP [bar]	TQ [Nm]
	C2A-CC6-LFJ18B-175CB	J	18.0	175.0	500.0	70.0	63.00	70.00	39.00	0.0	150	4.5
	C2A-CC6-LFK18B-058CB	K	18.0	58.0	100.0	70.0	63.00	70.00	39.00	0.0	150	4.5
	C2A-CC6-LFK18B-088CB	K	18.0	88.0	180.0	70.0	63.00	70.00	39.00	0.0	150	4.5
	C2A-CC6-LFK18B-168CB	K	18.0	168.0	400.0	70.0	63.00	70.00	39.00	0.0	150	4.5
	C2A-CC6-LFK18B-220CB	K	18.0	220.0	1000.0	70.0	63.00	70.00	39.00	0.0	150	4.5
	C2A-CC6-LFL23B-075CB	L	23.0	75.0	150.0	75.0	63.00	75.00	39.00	0.0	150	6.5
	C2A-CC6-LFL23B-140CB	L	23.0	140.0	400.0	75.0	63.00	75.00	39.00	0.0	150	6.5

R = Right hand. L = Left hand

CoroCut® 2 cutting unit for face grooving

B curve



Imperial (inch)

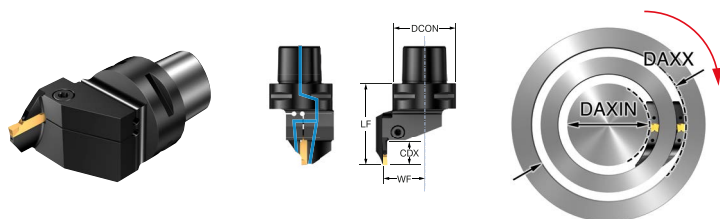
	Ordering code	SSC	CDX [inch]	DAXIN [inch]	DAXX [inch]	OHX [inch]	DCON _{MS} [inch]	LF [inch]	WF [inch]	HF [inch]	CP [lbf/in2]	TQ [ft]
	C2A-CC4-RFG15B-042CB	G	0.591	1.654	2.362	2.362	1.575	2.362	1.063	0.000	2176	3.3
	C2A-CC4-RFG15B-054CB	G	0.591	2.126	2.953	2.362	1.575	2.362	1.063	0.000	2176	3.3
	C2A-CC4-RFG15B-067CB	G	0.591	2.638	3.937	2.362	1.575	2.362	1.063	0.000	2176	3.3
	C2A-CC4-RFG15B-090CB	G	0.591	3.543	6.299	2.362	1.575	2.362	1.063	0.000	2176	3.3
	C2A-CC4-RFH18B-064CB	H	0.709	2.520	3.937	2.559	1.575	2.559	1.063	0.000	2176	3.3
	C2A-CC4-RFH18B-092CB	H	0.709	3.622	5.512	2.559	1.575	2.559	1.063	0.000	2176	3.3
	C2A-CC4-RFH18B-132CB	H	0.709	5.197	9.055	2.559	1.575	2.559	1.063	0.000	2176	3.3
	C2A-CC4-RFJ18B-040CB	J	0.709	1.575	2.756	2.559	1.575	2.559	1.063	0.000	2176	3.3
	C2A-CC4-RFJ18B-060CB	J	0.709	2.362	3.740	2.559	1.575	2.559	1.063	0.000	2176	3.3
	C2A-CC4-RFJ18B-085CB	J	0.709	3.346	5.118	2.559	1.575	2.559	1.063	0.000	2176	3.3
	C2A-CC4-RFJ18B-120CB	J	0.709	4.724	7.087	2.559	1.575	2.559	1.063	0.000	2176	3.3
	C2A-CC5-RFH18B-064CB	H	0.709	2.520	3.937	2.559	1.969	2.559	1.299	0.000	2176	3.3
	C2A-CC5-RFH18B-092CB	H	0.709	3.622	5.512	2.559	1.969	2.559	1.299	0.000	2176	3.3
	C2A-CC5-RFH18B-132CB	H	0.709	5.197	9.055	2.559	1.969	2.559	1.299	0.000	2176	3.3
	C2A-CC5-RFH18B-220CB	H	0.709	8.661	19.685	2.559	1.969	2.559	1.299	0.000	2176	3.3
	C2A-CC5-RFH18B-300CB	H	0.709	11.811	28.740	2.559	1.969	2.559	1.299	0.000	2176	3.3
	C2A-CC5-RFJ18B-040CB	J	0.709	1.575	2.756	2.559	1.969	2.559	1.299	0.000	2176	3.3
	C2A-CC5-RFJ18B-060CB	J	0.709	2.362	3.740	2.559	1.969	2.559	1.299	0.000	2176	3.3
	C2A-CC5-RFJ18B-085CB	J	0.709	3.346	5.118	2.559	1.969	2.559	1.299	0.000	2176	3.3
	C2A-CC5-RFJ18B-120CB	J	0.709	4.724	7.087	2.559	1.969	2.559	1.299	0.000	2176	3.3
	C2A-CC5-RFJ18B-175CB	J	0.709	6.890	19.685	2.559	1.969	2.559	1.299	0.000	2176	3.3
	C2A-CC5-RFK18B-040CB	K	0.709	1.575	2.756	2.559	1.969	2.559	1.299	0.000	2176	3.3
	C2A-CC5-RFK18B-058CB	K	0.709	2.283	3.937	2.559	1.969	2.559	1.299	0.000	2176	3.3
	C2A-CC5-RFK18B-088CB	K	0.709	3.465	7.087	2.559	1.969	2.559	1.299	0.000	2176	3.3
	C2A-CC5-RFK18B-168CB	K	0.709	6.614	15.748	2.559	1.969	2.559	1.299	0.000	2176	3.3
	C2A-CC5-RFK18B-220CB	K	0.709	8.661	39.370	2.559	1.969	2.559	1.299	0.000	2176	3.3

R = Right hand. L = Left hand



CoroCut® 2 cutting unit for face grooving

B curve



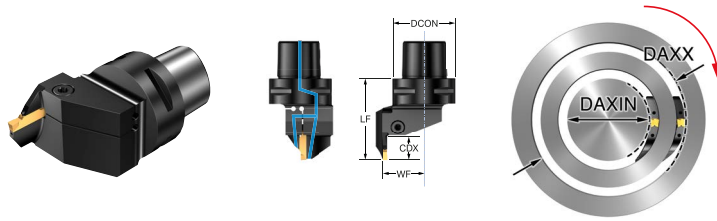
Imperial (inch)

	Ordering code	SSC	CDX [inch]	DAXIN [inch]	DAXX [inch]	OHX [inch]	DCON _{MS} [inch]	LF [inch]	WF [inch]	HF [inch]	CP [lbf/in2]	TQ [ft]
	C2A-CC6-RFH18B-064CB	H	0.709	2.520	3.937	2.756	2.480	2.756	1.535	0.000	2176	3.3
	C2A-CC6-RFH18B-092CB	H	0.709	3.622	5.512	2.756	2.480	2.756	1.535	0.000	2176	3.3
	C2A-CC6-RFH18B-132CB	H	0.709	5.197	9.055	2.756	2.480	2.756	1.535	0.000	2176	3.3
	C2A-CC6-RFH18B-220CB	H	0.709	8.661	19.685	2.756	2.480	2.756	1.535	0.000	2176	3.3
	C2A-CC6-RFH18B-300CB	H	0.709	11.811	78.740	2.756	2.480	2.756	1.535	0.000	2176	3.3
	C2A-CC6-RFJ18B-040CB	J	0.709	1.575	2.756	2.756	2.480	2.756	1.535	0.000	2176	3.3
	C2A-CC6-RFJ18B-060CB	J	0.709	2.362	3.740	2.756	2.480	2.756	1.535	0.000	2176	3.3
	C2A-CC6-RFJ18B-085CB	J	0.709	3.346	3.740	2.756	2.480	2.756	1.535	0.000	2176	3.3
	C2A-CC6-RFJ18B-120CB	J	0.709	4.724	7.087	2.756	2.480	2.756	1.535	0.000	2176	3.3
	C2A-CC6-RFJ18B-175CB	J	0.709	6.890	19.685	2.756	2.480	2.756	1.535	0.000	2176	3.3
	C2A-CC6-RFK18B-058CB	K	0.709	2.283	3.937	2.756	2.480	2.756	1.535	0.000	2176	3.3
	C2A-CC6-RFK18B-088CB	K	0.709	3.465	7.087	2.756	2.480	2.756	1.535	0.000	2176	3.3
	C2A-CC6-RFK18B-168CB	K	0.709	6.614	15.748	2.756	2.480	2.756	1.535	0.000	2176	3.3
	C2A-CC6-RFK18B-220CB	K	0.709	8.661	39.370	2.756	2.480	2.756	1.535	0.000	2176	3.3
	C2A-CC6-RFL23B-050CB	L	0.906	1.969	3.150	2.953	2.480	2.953	1.535	0.000	2176	4.8
	C2A-CC6-RFL23B-075CB	L	0.906	2.953	5.906	2.953	2.480	2.953	1.535	0.000	2176	4.8
	C2A-CC6-RFL23B-140CB	L	0.906	5.512	15.748	2.953	2.480	2.953	1.535	0.000	2176	4.8
	C2A-CC4-LFG15B-042CB	G	0.591	1.654	2.362	2.362	1.575	2.362	1.063	0.000	2176	3.3
	C2A-CC4-LFG15B-054CB	G	0.591	2.126	2.953	2.362	1.575	2.362	1.063	0.000	2176	3.3
	C2A-CC4-LFG15B-067CB	G	0.591	2.638	3.937	2.362	1.575	2.362	1.063	0.000	2176	3.3
	C2A-CC4-LFG15B-090CB	G	0.591	3.543	6.299	2.362	1.575	2.362	1.063	0.000	2176	3.3
	C2A-CC4-LFH18B-064CB	H	0.709	2.520	3.937	2.559	1.575	2.559	1.063	0.000	2176	3.3
	C2A-CC4-LFH18B-092CB	H	0.709	3.622	5.512	2.559	1.575	2.559	1.063	0.000	2176	3.3
	C2A-CC4-LFH18B-132CB	H	0.709	5.197	9.055	2.559	1.575	2.559	1.063	0.000	2176	3.3
C2A-CC4-LFJ18B-040CB	J	0.709	1.575	2.756	2.559	1.575	2.559	1.063	0.000	2176	3.3	
C2A-CC4-LFJ18B-060CB	J	0.709	2.362	3.740	2.559	1.575	2.559	1.063	0.000	2176	3.3	

R = Right hand. L = Left hand

CoroCut® 2 cutting unit for face grooving

B curve



Imperial (inch)

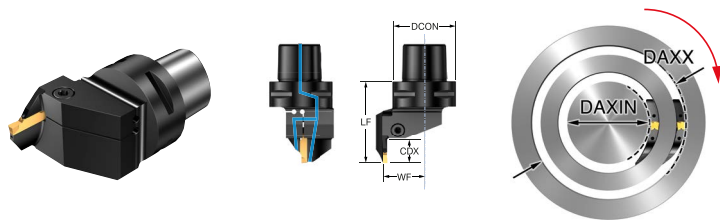
	Ordering code	SSC	CDX [inch]	DAXIN [inch]	DAXX [inch]	OHX [inch]	DCON _{MS} [inch]	LF [inch]	WF [inch]	HF [inch]	CP [lbf/in2]	TQ [ft]
	C2A-CC4-LFJ18B-085CB	J	0.709	3.346	5.118	2.559	1.575	2.559	1.063	0.000	2176	3.3
	C2A-CC4-LFJ18B-120CB	J	0.709	4.724	7.087	2.559	1.575	2.559	1.063	0.000	2176	3.3
	C2A-CC5-LFH18B-064CB	H	0.709	2.520	3.937	2.559	1.969	2.559	1.299	0.000	2176	3.3
	C2A-CC5-LFH18B-092CB	H	0.709	3.622	5.512	2.559	1.969	2.559	1.299	0.000	2176	3.3
	C2A-CC5-LFH18B-132CB	H	0.709	5.197	9.055	2.559	1.969	2.559	1.299	0.000	2176	3.3
	C2A-CC5-LFH18B-220CB	H	0.709	8.661	19.685	2.559	1.969	2.559	1.299	0.000	2176	3.3
	C2A-CC5-LFH18B-300CB	H	0.709	11.811	78.740	2.559	1.969	2.559	1.299	0.000	2176	3.3
	C2A-CC5-LFJ18B-040CB	J	0.709	1.575	2.756	2.559	1.969	2.559	1.299	0.000	2176	3.3
	C2A-CC5-LFJ18B-060CB	J	0.709	2.362	3.740	2.559	1.969	2.559	1.299	0.000	2176	3.3
	C2A-CC5-LFJ18B-085CB	J	0.709	3.346	5.118	2.559	1.969	2.559	1.299	0.000	2176	3.3
	NEW C2A-CC5-LFJ18B-120CB	J	0.709	4.724	7.087	2.559	1.969	2.559	1.299	0.000	2176	3.3
	C2A-CC5-LFJ18B-175CB	J	0.709	6.890	19.685	2.559	1.969	2.559	1.299	0.000	2176	3.3
	C2A-CC5-LFK18B-040CB	K	0.709	1.575	2.756	2.559	1.969	2.559	1.299	0.000	2176	3.3
	C2A-CC5-LFK18B-058CB	K	0.709	2.283	3.937	2.559	1.969	2.559	1.299	0.000	2176	3.3
	C2A-CC5-LFK18B-088CB	K	0.709	3.465	7.087	2.559	1.969	2.559	1.299	0.000	2176	3.3
	C2A-CC5-LFK18B-168CB	K	0.709	6.614	15.748	2.559	1.969	2.559	1.299	0.000	2176	3.3
	C2A-CC5-LFK18B-220CB	K	0.709	8.661	39.370	2.559	1.969	2.559	1.299	0.000	2176	3.3
	C2A-CC6-LFH18B-064CB	H	0.709	2.520	3.937	2.756	2.480	2.756	1.535	0.000	2176	3.3
	C2A-CC6-LFH18B-092CB	H	0.709	3.622	5.512	2.756	2.480	2.756	1.535	0.000	2176	3.3
	C2A-CC6-LFH18B-132CB	H	0.709	5.197	9.055	2.756	2.480	2.756	1.535	0.000	2176	3.3
	C2A-CC6-LFH18B-220CB	H	0.709	8.661	19.685	2.756	2.480	2.756	1.535	0.000	2176	3.3
	C2A-CC6-LFH18B-300CB	H	0.709	11.811	78.740	2.756	2.480	2.756	1.535	0.000	2176	3.3
	C2A-CC6-LFJ18B-040CB	J	0.709	1.575	2.756	2.756	2.480	2.756	1.535	0.000	2176	3.3
	C2A-CC6-LFJ18B-060CB	J	0.709	2.362	3.740	2.756	2.480	2.756	1.535	0.000	2176	3.3
	C2A-CC6-LFJ18B-085CB	J	0.709	3.346	5.118	2.756	2.480	2.756	1.535	0.000	2176	3.3
	C2A-CC6-LFJ18B-120CB	J	0.709	4.724	7.087	2.756	2.480	2.756	1.535	0.000	2176	3.3

R = Right hand. L = Left hand



CoroCut[®] 2 cutting unit for face grooving

B curve



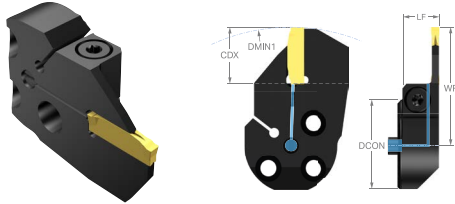
Imperial (inch)

	Ordering code	SSC	CDX [inch]	DAXIN [inch]	DAXX [inch]	OHX [inch]	DCON _{MS} [inch]	LF [inch]	WF [inch]	HF [inch]	CP [lbf/in ²]	TQ [ft]
	C2A-CC6-LFJ18B-175CB	J	0.709	6.890	19.685	2.756	2.480	2.756	1.535	0.000	2176	3.3
	C2A-CC6-LFK18B-058CB	K	0.709	2.283	3.937	2.756	2.480	2.756	1.535	0.000	2176	3.3
	C2A-CC6-LFK18B-088CB	K	0.709	3.465	7.087	2.756	2.480	2.756	1.535	0.000	2176	3.3
	C2A-CC6-LFK18B-168CB	K	0.709	6.614	15.748	2.756	2.480	2.756	1.535	0.000	2176	3.3
	C2A-CC6-LFK18B-220CB	K	0.709	8.661	39.370	2.756	2.480	2.756	1.535	0.000	2176	3.3
	C2A-CC6-LFL23B-075CB	L	0.906	2.953	5.906	2.953	2.480	2.953	1.535	0.000	2176	4.8
	C2A-CC6-LFL23B-140CB	L	0.906	5.512	15.748	2.953	2.480	2.953	1.535	0.000	2176	4.8

R = Right hand. L = Left hand

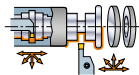
CoroCut® 2 cutting head for parting and grooving

Screw clamp design



Metric (mm)

Ordering code	SSC	CDX [mm]	DMIN ₁ [mm]	OHX [mm]	DCON _{MS} [mm]	LF [mm]	WF [mm]	HF [mm]	CP [bar]	TQ [Nm]
C2R-SL25-LD12GB	D	12.0	139.0	14.0	25.00	14.00	30.85	0.1	150	2.0
C2R-SL25-LE15GB	E	15.0	128.0	14.0	25.00	14.00	33.85	0.1	150	2.0
C2R-SL25-LF15GB	F	15.0	133.0	14.0	25.00	14.00	33.85	0.1	150	2.0
C2R-SL25-LG18GB	G	18.0	137.0	14.0	25.00	14.00	37.60	0.1	150	3.0
C2R-SL25-RD12GB	D	12.0	139.0	14.0	25.00	14.00	30.85	0.1	150	2.0
C2R-SL25-RE15GB	E	15.0	128.0	14.0	25.00	14.00	33.85	0.1	150	2.0
C2R-SL25-RF15GB	F	15.0	133.0	14.0	25.00	14.00	33.85	0.1	150	2.0
C2R-SL25-RG18GB	G	18.0	137.0	14.0	25.00	14.00	37.60	0.1	150	3.0
C2R-SL32-LD12GB	D	12.0	139.0	14.0	32.00	14.00	34.35	0.1	150	2.0
C2R-SL32-LE15GB	E	15.0	128.0	14.0	32.00	14.00	37.35	0.1	150	2.0
C2R-SL32-LF15GB	F	15.0	133.0	14.0	32.00	14.00	37.35	0.1	150	2.0
C2R-SL32-LG18GB	G	18.0	137.0	14.0	32.00	14.00	41.10	0.1	150	3.0
C2R-SL32-LH23GB	H	23.0	92.0	18.0	32.00	18.00	46.10	0.1	150	3.0
C2R-SL32-LJ18GB	J	18.0	92.0	18.0	32.00	18.00	41.10	0.1	150	4.0
C2R-SL32-RD12GB	D	12.0	139.0	14.0	32.00	14.00	34.35	0.1	150	2.0
C2R-SL32-RE15GB	E	15.0	128.0	14.0	32.00	14.00	37.35	0.1	150	2.0
C2R-SL32-RF15GB	F	15.0	133.0	14.0	32.00	14.00	37.35	0.1	150	2.0
C2R-SL32-RG18GB	G	18.0	137.0	14.0	32.00	14.00	41.10	0.1	150	3.0
C2R-SL32-RH23GB	H	23.0	92.0	18.0	32.00	18.00	46.10	0.1	150	3.0
C2R-SL32-RJ18GB	J	18.0	92.0	18.0	32.00	18.00	41.10	0.1	150	4.0
C2R-SL40-LD12GB	D	12.0	139.0	14.0	40.00	14.00	38.00	0.1	150	2.0
C2R-SL40-LE15GB	E	15.0	128.0	14.0	40.00	14.00	40.00	0.1	150	2.0
C2R-SL40-LF15GB	F	15.0	133.0	14.0	40.00	14.00	40.00	0.1	150	2.0
C2R-SL40-LG18GB	G	18.0	137.0	14.0	40.00	14.00	45.10	0.1	150	3.0
C2R-SL40-LH23GB	H	23.0	92.0	18.0	40.00	18.00	50.10	0.1	150	3.0
C2R-SL40-LJ18GB	J	18.0	92.0	18.0	40.00	18.00	45.10	0.1	150	3.0

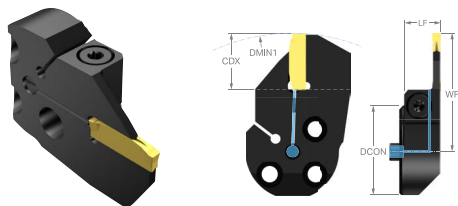


R = Right hand. L = Left hand



CoroCut[®] 2 cutting head for parting and grooving

Screw clamp design



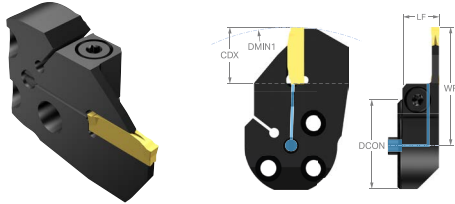
Metric (mm)

	Ordering code	SSC	CDX [mm]	DMIN ₁ [mm]	OHX [mm]	DCON _{MS} [mm]	LF [mm]	WF [mm]	HF [mm]	CP [bar]	TQ [Nm]
	C2R-SL40-LK18GB	K	18.0	92.0	18.0	40.00	18.00	45.10	0.1	150	4.0
	C2R-SL40-RD12GB	D	12.0	139.0	14.0	40.00	14.00	38.00	0.1	150	2.0
	C2R-SL40-RE15GB	E	15.0	128.0	14.0	40.00	14.00	40.00	0.1	150	2.0
	C2R-SL40-RF15GB	F	15.0	133.0	14.0	40.00	14.00	40.00	0.1	150	2.0
	C2R-SL40-RG18GB	G	18.0	137.0	14.0	40.00	14.00	45.10	0.1	150	3.0
	C2R-SL40-RH23GB	H	23.0	92.0	18.0	40.00	18.00	50.10	0.1	150	3.0
	C2R-SL40-RJ18GB	J	18.0	92.0	18.0	40.00	18.00	45.10	0.1	150	3.0
	C2R-SL40-RK18GB	K	18.0	92.0	18.0	40.00	18.00	45.10	0.1	150	4.0

R = Right hand, L = Left hand

CoroCut® 2 cutting head for parting and grooving

Screw clamp design



Imperial (inch)

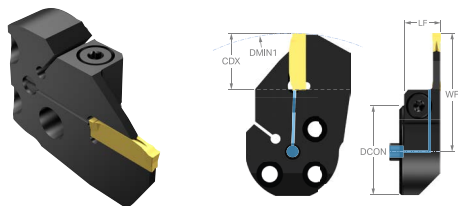
Ordering code	SSC	CDX [inch]	DMIN ₁ [inch]	OHX [inch]	DCON _{MS} [inch]	LF [inch]	WF [inch]	HF [inch]	CP [lb/in ²]	TQ [ft]
C2R-SL25-LD12GB	D	0.472	5.47	0.551	0.984	0.551	1.215	0.004	2176	1.5
C2R-SL25-LE15GB	E	0.591	5.04	0.551	0.984	0.551	1.333	0.004	2176	1.5
C2R-SL25-LF15GB	F	0.591	5.24	0.551	0.984	0.551	1.333	0.004	2176	1.5
C2R-SL25-LG18GB	G	0.709	5.39	0.551	0.984	0.551	1.480	0.004	2176	2.2
C2R-SL25-RD12GB	D	0.472	5.47	0.551	0.984	0.551	1.215	0.004	2176	1.5
C2R-SL25-RE15GB	E	0.591	5.04	0.551	0.984	0.551	1.333	0.004	2176	1.5
C2R-SL25-RF15GB	F	0.591	5.24	0.551	0.984	0.551	1.333	0.004	2176	1.5
C2R-SL25-RG18GB	G	0.709	5.39	0.551	0.984	0.551	1.480	0.004	2176	2.2
C2R-SL32-LD12GB	D	0.472	5.47	0.551	1.260	0.551	1.352	0.004	2176	1.5
C2R-SL32-LE15GB	E	0.591	5.04	0.551	1.260	0.551	1.470	0.004	2176	1.5
C2R-SL32-LF15GB	F	0.591	5.24	0.551	1.260	0.551	1.470	0.004	2176	1.5
C2R-SL32-LG18GB	G	0.709	5.39	0.551	1.260	0.551	1.618	0.004	2176	2.2
C2R-SL32-LH23GB	H	0.906	3.62	0.709	1.260	0.709	1.815	0.004	2176	2.2
C2R-SL32-LJ18GB	J	0.709	3.62	0.709	1.260	0.709	1.618	0.004	2176	3.0
C2R-SL32-RD12GB	D	0.472	5.47	0.551	1.260	0.551	1.352	0.004	2176	1.5
C2R-SL32-RE15GB	E	0.591	5.04	0.551	1.260	0.551	1.470	0.004	2176	1.5
C2R-SL32-RF15GB	F	0.591	5.24	0.551	1.260	0.551	1.470	0.004	2176	1.5
C2R-SL32-RG18GB	G	0.709	5.39	0.551	1.260	0.551	1.618	0.004	2176	2.2
C2R-SL32-RH23GB	H	0.906	3.62	0.709	1.260	0.709	1.815	0.004	2176	2.2
C2R-SL32-RJ18GB	J	0.709	3.62	0.709	1.260	0.709	1.618	0.004	2176	3.0
C2R-SL40-LD12GB	D	0.472	5.47	0.551	1.575	0.551	1.496	0.004	2176	1.5
C2R-SL40-LE15GB	E	0.591	5.04	0.551	1.575	0.551	1.575	0.004	2176	1.5
C2R-SL40-LF15GB	F	0.591	5.24	0.551	1.575	0.551	1.575	0.004	2176	1.5
C2R-SL40-LG18GB	G	0.709	5.39	0.551	1.575	0.551	1.776	0.004	2176	2.2
C2R-SL40-LH23GB	H	0.906	3.62	0.709	1.575	0.709	1.972	0.004	2176	2.2
C2R-SL40-LJ18GB	J	0.709	3.62	0.709	1.575	0.709	1.776	0.004	2176	2.2

R = Right hand. L = Left hand



CoroCut® 2 cutting head for parting and grooving

Screw clamp design



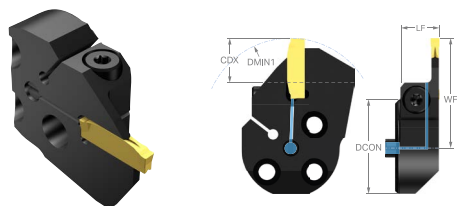
Imperial (inch)

	Ordering code	SSC	CDX [inch]	DMIN ₁ [inch]	OHX [inch]	DCON _{MS} [inch]	LF [inch]	WF [inch]	HF [inch]	CP [lbf/in ²]	TQ [ft]
	C2R-SL40-LK18GB	K	0.709	3.62	0.709	1.575	0.709	1.776	0.004	2176	3.0
	C2R-SL40-RD12GB	D	0.472	5.47	0.551	1.575	0.551	1.496	0.004	2176	1.5
	C2R-SL40-RE15GB	E	0.591	5.04	0.551	1.575	0.551	1.575	0.004	2176	1.5
	C2R-SL40-RF15GB	F	0.591	5.24	0.551	1.575	0.551	1.575	0.004	2176	1.5
	C2R-SL40-RG18GB	G	0.709	5.39	0.551	1.575	0.551	1.776	0.004	2176	2.2
	C2R-SL40-RH23GB	H	0.906	3.62	0.709	1.575	0.709	1.972	0.004	2176	2.2
	C2R-SL40-RJ18GB	J	0.709	3.62	0.709	1.575	0.709	1.776	0.004	2176	2.2
	C2R-SL40-RK18GB	K	0.709	3.62	0.709	1.575	0.709	1.776	0.004	2176	3.0

R = Right hand, L = Left hand

CoroCut® 2 cutting head for parting and grooving

Screw clamp design



Metric (mm)

	Ordering code	SSC	CDX [mm]	DMIN ₁ [mm]	OHX [mm]	DCON _{MS} [mm]	LF [mm]	WF [mm]	HF [mm]	CP [bar]	TQ [Nm]
	C2R-SL25-LG13GC	G	13.0	137.0	14.0	25.00	14.00	32.60	0.1	150	3.0
	C2R-SL25-RG13GC	G	13.0	137.0	14.0	25.00	14.00	32.60	0.1	150	3.0
	C2R-SL32-LG13GC	G	13.0	137.0	14.0	32.00	14.00	36.10	0.1	150	2.5
	C2R-SL32-LJ18GC	J	18.0	83.0	18.0	32.00	18.00	41.10	0.1	150	3.0
	C2R-SL32-RG13GC	G	13.0	137.0	14.0	32.00	14.00	36.10	0.1	150	2.5
	C2R-SL32-RJ18GC	J	18.0	83.0	18.0	32.00	18.00	41.10	0.1	150	3.0
	C2R-SL40-LG12GC	G	12.0	137.0	14.0	40.00	14.00	39.10	0.1	150	2.0
	C2R-SL40-LK17GC	K	17.0	87.0	18.0	40.00	18.00	44.10	0.1	150	2.5
	C2R-SL40-RG12GC	G	12.0	137.0	14.0	40.00	14.00	39.10	0.1	150	2.0
	C2R-SL40-RK17GC	K	17.0	87.0	18.0	40.00	18.00	44.10	0.1	150	2.5

R = Right hand, L = Left hand

Imperial (inch)

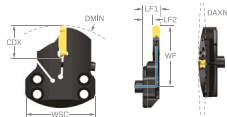
	Ordering code	SSC	CDX [inch]	DMIN ₁ [inch]	OHX [inch]	DCON _{MS} [inch]	LF [inch]	WF [inch]	HF [inch]	CP [lbf/in ²]	TQ [ft]
	C2R-SL25-LG13GC	G	0.512	5.39	0.551	0.984	0.551	1.283	0.004	2176	2.2
	C2R-SL25-RG13GC	G	0.512	5.39	0.551	0.984	0.551	1.283	0.004	2176	2.2
	C2R-SL32-LG13GC	G	0.512	5.39	0.551	1.260	0.551	1.421	0.004	2176	1.8
	C2R-SL32-LJ18GC	J	0.709	3.27	0.709	1.260	0.709	1.618	0.004	2176	2.2
	C2R-SL32-RG13GC	G	0.512	5.39	0.551	1.260	0.551	1.421	0.004	2176	1.8
	C2R-SL32-RJ18GC	J	0.709	3.27	0.709	1.260	0.709	1.618	0.004	2176	2.2
	C2R-SL40-LG12GC	G	0.472	5.39	0.551	1.575	0.551	1.539	0.004	2176	1.5
	C2R-SL40-LK17GC	K	0.669	3.43	0.709	1.575	0.709	1.736	0.004	2176	1.8
	C2R-SL40-RG12GC	G	0.472	5.39	0.551	1.575	0.551	1.539	0.004	2176	1.5
	C2R-SL40-RK17GC	K	0.669	3.43	0.709	1.575	0.709	1.736	0.004	2176	1.8

R = Right hand, L = Left hand

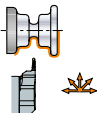


CoroCut® 2 cutting head for parting and grooving

Spring clamp design



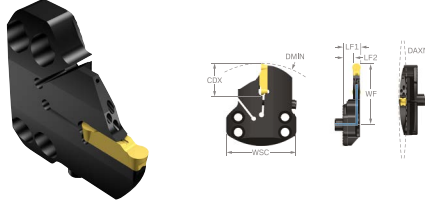
Metric (mm)

	Ordering code	SSC	CDX [mm]	DMIN ₁ [mm]	OHX [mm]	BD [mm]	LF [mm]	WF [mm]	HF [mm]	WSC [mm]	CP [bar]	TQ [Nm]
	C2R-SL70-LG15AB	G	15.0	100.0	14.0	70.0	15.50	48.00	0.0	70.0	80	4.0
	C2R-SL70-LH30AB	H	30.0	100.0	14.0	70.0	16.00	56.00	0.0	70.0	80	4.5
	C2R-SL70-LK15AB	J	15.0	120.0	15.0	70.0	18.00	36.00	0.0	70.0	80	2.0
	C2R-SL70-LK30AB	K	30.0	120.0	14.0	70.0	17.00	55.00	0.0	70.0	80	4.5
	C2R-SL70-LK45AB	K	45.0	120.0	15.0	70.0	18.00	71.00	0.0	70.0	80	6.0
	C2R-SL70-LL35AB	L	35.0	90.0	14.0	70.0	18.00	61.00	0.0	70.0	80	6.5
	C2R-SL70-LL50AB	L	50.0	105.0	14.0	70.0	18.00	81.00	0.0	70.0	80	6.5
	C2R-SL70-RG15AB	G	15.0	100.0	14.0	70.0	15.50	48.00	0.0	70.0	80	4.0
	C2R-SL70-RH30AB	H	30.0	100.0	14.0	70.0	16.00	56.00	0.0	70.0	80	4.5
	C2R-SL70-RK15AB	J	15.0	120.0	15.0	70.0	18.00	36.00	0.0	70.0	80	2.0
	C2R-SL70-RK30AB	K	30.0	120.0	14.0	70.0	17.00	55.00	0.0	70.0	80	4.5
	C2R-SL70-RK45AB	K	45.0	120.0	15.0	70.0	18.00	71.00	0.0	70.0	80	6.0
	C2R-SL70-RL35AB	L	35.0	90.0	14.0	70.0	18.00	61.00	0.0	70.0	80	6.5
	C2R-SL70-RL50AB	L	50.0	105.0	14.0	70.0	18.00	81.00	0.0	70.0	80	6.5

R = Right hand, L = Left hand

CoroCut® 2 cutting head for parting and grooving

Spring clamp design



Imperial (inch)

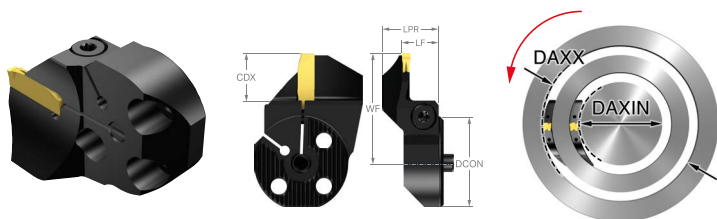
	Ordering code	SSC	CDX [inch]	DMIN ₁ [inch]	OHX [inch]	BD [inch]	LF [inch]	WF [inch]	HF [inch]	WSC [inch]	CP [lbf/in ²]	TQ [ft]
	C2R-SL70-LG15AB	G	0.591	3.94	0.551	2.756	0.610	1.890	0.000	2.756	1160	3.0
	C2R-SL70-LH30AB	H	1.181	3.94	0.551	2.756	0.630	2.205	0.000	2.756	1160	3.3
	C2R-SL70-LK15AB	J	0.591	4.72	0.591	2.756	0.709	1.417	0.000	2.756	1160	1.5
	C2R-SL70-LK30AB	K	1.181	4.72	0.551	2.756	0.669	2.165	0.000	2.756	1160	3.3
	C2R-SL70-LK45AB	K	1.772	4.72	0.591	2.756	0.709	2.795	0.000	2.756	1160	4.4
	C2R-SL70-LL35AB	L	1.378	3.54	0.551	2.756	0.709	2.402	0.000	2.756	1160	4.8
	C2R-SL70-LL50AB	L	1.969	4.13	0.551	2.756	0.709	3.189	0.000	2.756	1160	4.8
	C2R-SL70-RG15AB	G	0.591	3.94	0.551	2.756	0.610	1.890	0.000	2.756	1160	3.0
	C2R-SL70-RH30AB	H	1.181	3.94	0.551	2.756	0.630	2.205	0.000	2.756	1160	3.3
	C2R-SL70-RK15AB	J	0.591	4.72	0.591	2.756	0.709	1.417	0.000	2.756	1160	1.5
	C2R-SL70-RK30AB	K	1.181	4.72	0.551	2.756	0.669	2.165	0.000	2.756	1160	3.3
	C2R-SL70-RK45AB	K	1.772	4.72	0.591	2.756	0.709	2.795	0.000	2.756	1160	4.4
	C2R-SL70-RL35AB	L	1.378	3.54	0.551	2.756	0.709	2.402	0.000	2.756	1160	4.8
	C2R-SL70-RL50AB	L	1.969	4.13	0.551	2.756	0.709	3.189	0.000	2.756	1160	4.8

R = Right hand, L = Left hand



CoroCut® 2 cutting head for face grooving

Screw clamp design



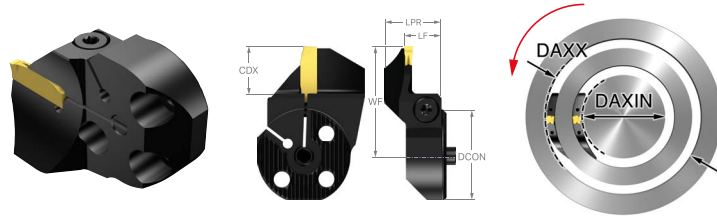
Metric (mm)

Ordering code	SSC	CDX [mm]	DAXIN [mm]	DAXX [mm]	OHX [mm]	DCON _{MS} [mm]	LF [mm]	WF [mm]	HF [mm]	CP [bar]	TQ [Nm]
C2A-SL32-LGF12B-040GB	F	12.0	40.0	56.0	14.0	32.00	14.00	34.35	0.1	150	2.0
C2A-SL32-LGF12B-054GB	F	12.0	54.0	70.0	14.0	32.00	14.00	34.35	0.1	150	2.0
C2A-SL32-LGF15B-068GB	F	15.0	68.0	98.0	14.0	32.00	14.00	37.35	0.1	150	2.0
C2A-SL32-LGF15B-090GB	F	15.0	90.0	140.0	14.0	32.00	14.00	37.35	0.1	150	2.0
C2A-SL32-LGF15B-130GB	F	15.0	130.0	300.0	14.0	32.00	14.00	37.35	0.1	150	2.0
C2A-SL32-LGG12B-034GB	G	12.0	34.0	44.0	14.0	32.00	14.00	35.10	0.1	150	2.5
C2A-SL32-LGG15B-042GB	G	15.0	42.0	60.0	14.0	32.00	14.00	38.10	0.1	150	3.0
C2A-SL32-LGG15B-054GB	G	15.0	54.0	75.0	14.0	32.00	14.00	38.10	0.1	150	3.0
C2A-SL32-LGG18B-067GB	G	18.0	67.0	100.0	14.0	32.00	14.00	41.10	0.1	150	3.0
C2A-SL32-LGG18B-090GB	G	18.0	90.0	160.0	14.0	32.00	14.00	41.10	0.1	150	3.0
C2A-SL32-LGG18B-130GB	G	18.0	130.0	300.0	14.0	32.00	14.00	41.10	0.1	150	3.0
C2A-SL32-LGG18B-300GB	G	18.0	300.0	1000.0	14.0	32.00	14.00	41.10	0.1	150	3.0
C2A-SL32-LGH18B-040GB	H	18.0	40.0	60.0	18.0	32.00	18.00	41.10	0.1	150	3.0
C2A-SL32-LGH18B-052GB	H	18.0	52.0	72.0	18.0	32.00	18.00	41.10	0.1	150	3.0
C2A-SL32-LGH18B-064GB	H	18.0	64.0	100.0	18.0	32.00	18.00	41.10	0.1	150	3.0
C2A-SL32-LGH18B-092GB	H	18.0	92.0	140.0	18.0	32.00	18.00	41.10	0.1	150	3.0
C2A-SL32-LGH18B-132GB	H	18.0	132.0	230.0	18.0	32.00	18.00	41.10	0.1	150	3.0
C2A-SL32-LGH18B-220GB	H	18.0	220.0	500.0	18.0	32.00	18.00	41.10	0.1	150	3.0
C2A-SL32-LGH18B-300GB	H	18.0	300.0	800.0	18.0	32.00	18.00	41.10	0.1	150	3.0
C2A-SL32-LGJ18B-040GB	J	18.0	40.0	70.0	18.0	32.00	18.00	41.10	0.1	150	3.5
C2A-SL32-LGJ18B-060GB	J	18.0	60.0	95.0	18.0	32.00	18.00	41.10	0.1	150	3.5
C2A-SL32-LGJ18B-085GB	J	18.0	85.0	130.0	18.0	32.00	18.00	41.10	0.1	150	3.5
C2A-SL32-LGJ18B-120GB	J	18.0	120.0	180.0	18.0	32.00	18.00	41.10	0.1	150	3.5
C2A-SL32-LGJ18B-175GB	J	18.0	175.0	500.0	18.0	32.00	18.00	41.10	0.1	150	3.5
C2A-SL32-LGJ18B-180GB	J	18.0	180.0	980.0	18.0	32.00	18.00	41.10	0.1	150	3.5
C2A-SL32-LGK18B-040GB	K	18.0	40.0	70.0	18.0	32.00	18.00	41.10	0.1	150	4.0

R = Right hand, L = Left hand

CoroCut® 2 cutting head for face grooving

Screw clamp design



Metric (mm)

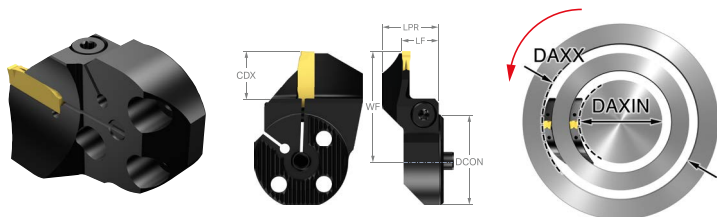
Ordering code	SSC	CDX [mm]	DAXIN [mm]	DAXX [mm]	OHX [mm]	DCON _{MS} [mm]	LF [mm]	WF [mm]	HF [mm]	CP [bar]	TQ [Nm]
C2A-SL32-LGK18B-058GB	K	18.0	58.0	100.0	18.0	32.00	18.00	41.10	0.1	150	4.0
C2A-SL32-LGK18B-088GB	K	18.0	88.0	180.0	18.0	32.00	18.00	41.10	0.1	150	4.0
C2A-SL32-LGK18B-168GB	K	18.0	168.0	400.0	18.0	32.00	18.00	41.10	0.1	150	4.0
C2A-SL32-LGK18B-220GB	K	18.0	220.0	1000.0	18.0	32.00	18.00	41.10	0.1	150	4.0
C2A-SL40-LGH18B-040GB	H	18.0	40.0	60.0	18.0	40.00	18.00	45.10	0.1	150	3.0
C2A-SL40-LGH18B-052GB	H	18.0	52.0	72.0	18.0	40.00	18.00	45.10	0.1	150	3.0
C2A-SL40-LGH18B-064GB	H	18.0	64.0	100.0	18.0	40.00	18.00	45.10	0.1	150	3.0
C2A-SL40-LGH18B-092GB	H	18.0	92.0	140.0	18.0	40.00	18.00	45.10	0.1	150	3.0
C2A-SL40-LGH18B-132GB	H	18.0	132.0	230.0	18.0	40.00	18.00	45.10	0.1	150	3.0
C2A-SL40-LGH18B-220GB	H	18.0	220.0	500.0	18.0	40.00	18.00	45.10	0.1	150	3.0
C2A-SL40-LGH18B-300GB	H	18.0	300.0	800.0	18.0	40.00	18.00	45.10	0.1	150	3.0
C2A-SL40-LGJ18B-040GB	J	18.0	40.0	70.0	18.0	40.00	18.00	45.10	0.1	150	3.5
C2A-SL40-LGJ18B-060GB	J	18.0	60.0	95.0	18.0	40.00	18.00	45.10	0.1	150	3.5
C2A-SL40-LGJ18B-085GB	J	18.0	85.0	130.0	18.0	40.00	18.00	45.10	0.1	150	3.5
C2A-SL40-LGJ18B-120GB	J	18.0	120.0	180.0	18.0	40.00	18.00	45.10	0.1	150	3.5
C2A-SL40-LGJ18B-175GB	J	18.0	175.0	500.0	18.0	40.00	18.00	45.10	0.1	150	3.5
C2A-SL40-LGJ18B-180GB	J	18.0	180.0	980.0	18.0	40.00	18.00	45.10	0.1	150	3.5
C2A-SL40-LGK18B-040GB	K	18.0	40.0	70.0	18.0	40.00	18.00	45.10	0.1	150	4.0
C2A-SL40-LGK18B-058GB	K	18.0	58.0	100.0	18.0	40.00	18.00	45.10	0.1	150	4.0
C2A-SL40-LGK18B-088GB	K	18.0	88.0	180.0	18.0	40.00	18.00	45.10	0.1	150	4.0
C2A-SL40-LGK18B-168GB	K	18.0	168.0	400.0	18.0	40.00	18.00	45.10	0.1	150	4.0
C2A-SL40-LGK18B-220GB	K	18.0	220.0	1000.0	18.0	40.00	18.00	45.10	0.1	150	4.0

R = Right hand, L = Left hand



CoroCut® 2 cutting head for face grooving

Screw clamp design



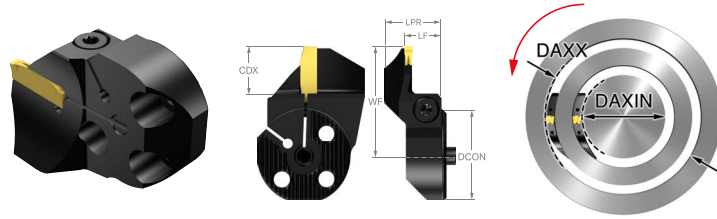
Imperial (inch)

Ordering code	SSC	CDX [inch]	DAXIN [inch]	DAXX [inch]	OHX [inch]	DCON _{MS} [inch]	LF [inch]	WF [inch]	HF [inch]	CP [lbf/in2]	TQ [ft]
C2A-SL32-LGF12B-040GB	F	0.472	1.575	2.205	0.551	1.260	0.551	1.352	0.004	2176	1.5
C2A-SL32-LGF12B-054GB	F	0.472	2.126	2.756	0.551	1.260	0.551	1.352	0.004	2176	1.5
C2A-SL32-LGF15B-068GB	F	0.591	2.677	3.858	0.551	1.260	0.551	1.470	0.004	2176	1.5
C2A-SL32-LGF15B-090GB	F	0.591	3.543	5.512	0.551	1.260	0.551	1.470	0.004	2176	1.5
C2A-SL32-LGF15B-130GB	F	0.591	5.118	11.811	0.551	1.260	0.551	1.470	0.004	2176	1.5
C2A-SL32-LGG12B-034GB	G	0.472	1.339	1.732	0.551	1.260	0.551	1.382	0.004	2176	1.8
C2A-SL32-LGG15B-042GB	G	0.591	1.654	2.362	0.551	1.260	0.551	1.500	0.004	2176	2.2
C2A-SL32-LGG15B-054GB	G	0.591	2.126	2.953	0.551	1.260	0.551	1.500	0.004	2176	2.2
C2A-SL32-LGG18B-067GB	G	0.709	2.638	3.937	0.551	1.260	0.551	1.618	0.004	2176	2.2
C2A-SL32-LGG18B-090GB	G	0.709	3.543	6.299	0.551	1.260	0.551	1.618	0.004	2176	2.2
C2A-SL32-LGG18B-130GB	G	0.709	5.118	11.811	0.551	1.260	0.551	1.618	0.004	2176	2.2
C2A-SL32-LGG18B-300GB	G	0.709	11.811	39.370	0.551	1.260	0.551	1.618	0.004	2176	2.2
C2A-SL32-LGH18B-040GB	H	0.709	1.575	2.362	0.709	1.260	0.709	1.618	0.004	2176	2.2
C2A-SL32-LGH18B-052GB	H	0.709	2.047	2.835	0.709	1.260	0.709	1.618	0.004	2176	2.2
C2A-SL32-LGH18B-064GB	H	0.709	2.520	3.937	0.709	1.260	0.709	1.618	0.004	2176	2.2
C2A-SL32-LGH18B-092GB	H	0.709	3.622	5.512	0.709	1.260	0.709	1.618	0.004	2176	2.2
C2A-SL32-LGH18B-132GB	H	0.709	5.197	9.055	0.709	1.260	0.709	1.618	0.004	2176	2.2
C2A-SL32-LGH18B-220GB	H	0.709	8.661	19.685	0.709	1.260	0.709	1.618	0.004	2176	2.2
C2A-SL32-LGH18B-300GB	H	0.709	11.811	31.496	0.709	1.260	0.709	1.618	0.004	2176	2.2
C2A-SL32-LGJ18B-040GB	J	0.709	1.575	2.756	0.709	1.260	0.709	1.618	0.004	2176	2.6
C2A-SL32-LGJ18B-060GB	J	0.709	2.362	3.740	0.709	1.260	0.709	1.618	0.004	2176	2.6
C2A-SL32-LGJ18B-085GB	J	0.709	3.346	5.118	0.709	1.260	0.709	1.618	0.004	2176	2.6
C2A-SL32-LGJ18B-120GB	J	0.709	4.724	7.087	0.709	1.260	0.709	1.618	0.004	2176	2.6
C2A-SL32-LGJ18B-175GB	J	0.709	6.890	19.685	0.709	1.260	0.709	1.618	0.004	2176	2.6
C2A-SL32-LGJ18B-180GB	J	0.709	7.087	38.583	0.709	1.260	0.709	1.618	0.004	2176	2.6
C2A-SL32-LGK18B-040GB	K	0.709	1.575	2.756	0.709	1.260	0.709	1.618	0.004	2176	3.0

R = Right hand. L = Left hand

CoroCut® 2 cutting head for face grooving

Screw clamp design



Imperial (inch)

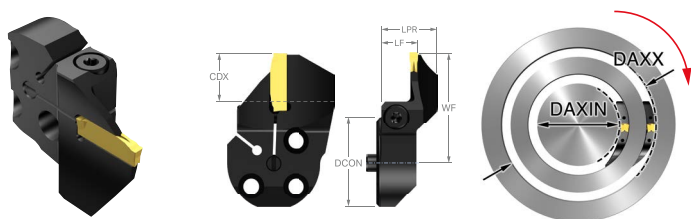
Ordering code	SSC	CDX [inch]	DAXIN [inch]	DAXX [inch]	OHX [inch]	DCON _{MS} [inch]	LF [inch]	WF [inch]	HF [inch]	CP [lb/in ²]	TQ [ft]
C2A-SL32-LGK18B-058GB	K	0.709	2.283	3.937	0.709	1.260	0.709	1.618	0.004	2176	3.0
C2A-SL32-LGK18B-088GB	K	0.709	3.465	7.087	0.709	1.260	0.709	1.618	0.004	2176	3.0
C2A-SL32-LGK18B-168GB	K	0.709	6.614	15.748	0.709	1.260	0.709	1.618	0.004	2176	3.0
C2A-SL32-LGK18B-220GB	K	0.709	8.661	39.370	0.709	1.260	0.709	1.618	0.004	2176	3.0
C2A-SL40-LGH18B-040GB	H	0.709	1.575	2.362	0.709	1.575	0.709	1.776	0.004	2176	2.2
C2A-SL40-LGH18B-052GB	H	0.709	2.047	2.835	0.709	1.575	0.709	1.776	0.004	2176	2.2
C2A-SL40-LGH18B-064GB	H	0.709	2.520	3.937	0.709	1.575	0.709	1.776	0.004	2176	2.2
C2A-SL40-LGH18B-092GB	H	0.709	3.622	5.512	0.709	1.575	0.709	1.776	0.004	2176	2.2
C2A-SL40-LGH18B-132GB	H	0.709	5.197	9.055	0.709	1.575	0.709	1.776	0.004	2176	2.2
C2A-SL40-LGH18B-220GB	H	0.709	8.661	19.685	0.709	1.575	0.709	1.776	0.004	2176	2.2
C2A-SL40-LGH18B-300GB	H	0.709	11.811	31.496	0.709	1.575	0.709	1.776	0.004	2176	2.2
C2A-SL40-LGJ18B-040GB	J	0.709	1.575	2.756	0.709	1.575	0.709	1.776	0.004	2176	2.6
C2A-SL40-LGJ18B-060GB	J	0.709	2.362	3.740	0.709	1.575	0.709	1.776	0.004	2176	2.6
C2A-SL40-LGJ18B-085GB	J	0.709	3.346	5.118	0.709	1.575	0.709	1.776	0.004	2176	2.6
C2A-SL40-LGJ18B-120GB	J	0.709	4.724	7.087	0.709	1.575	0.709	1.776	0.004	2176	2.6
C2A-SL40-LGJ18B-175GB	J	0.709	6.890	19.685	0.709	1.575	0.709	1.776	0.004	2176	2.6
C2A-SL40-LGJ18B-180GB	J	0.709	7.087	38.583	0.709	1.575	0.709	1.776	0.004	2176	2.6
C2A-SL40-LGK18B-040GB	K	0.709	1.575	2.756	0.709	1.575	0.709	1.776	0.004	2176	3.0
C2A-SL40-LGK18B-058GB	K	0.709	2.283	3.937	0.709	1.575	0.709	1.776	0.004	2176	3.0
C2A-SL40-LGK18B-088GB	K	0.709	3.465	7.087	0.709	1.575	0.709	1.776	0.004	2176	3.0
C2A-SL40-LGK18B-168GB	K	0.709	6.614	15.748	0.709	1.575	0.709	1.776	0.004	2176	3.0
C2A-SL40-LGK18B-220GB	K	0.709	8.661	39.370	0.709	1.575	0.709	1.776	0.004	2176	3.0

R = Right hand, L = Left hand



CoroCut® 2 cutting head for face grooving

Screw clamp design



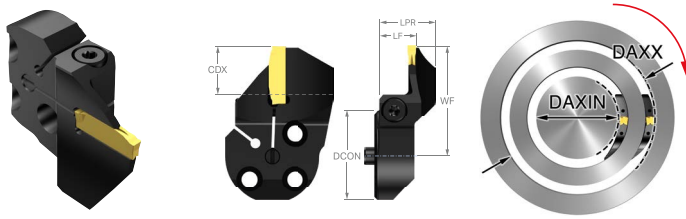
Metric (mm)

Ordering code	SSC	CDX [mm]	DAXIN [mm]	DAXX [mm]	OHX [mm]	DCON _{MS} [mm]	LF [mm]	WF [mm]	HF [mm]	CP [bar]	TQ [Nm]
C2A-SL32-RGF12B-040GB	F	12.0	40.0	56.0	14.0	32.00	14.00	34.35	0.1	150	2.0
C2A-SL32-RGF12B-054GB	F	12.0	54.0	70.0	14.0	32.00	14.00	34.35	0.1	150	2.0
C2A-SL32-RGF15B-068GB	F	15.0	68.0	98.0	14.0	32.00	14.00	37.35	0.1	150	2.0
C2A-SL32-RGF15B-090GB	F	15.0	90.0	140.0	14.0	32.00	14.00	37.35	0.1	150	2.0
C2A-SL32-RGF15B-130GB	F	15.0	130.0	300.0	14.0	32.00	14.00	37.35	0.1	150	2.0
C2A-SL32-RGG12B-034GB	G	12.0	34.0	44.0	14.0	32.00	14.00	35.10	0.1	150	2.5
C2A-SL32-RGG15B-042GB	G	15.0	42.0	60.0	14.0	32.00	14.00	38.10	0.1	150	3.0
C2A-SL32-RGG15B-054GB	G	15.0	54.0	75.0	14.0	32.00	14.00	38.10	0.1	150	3.0
C2A-SL32-RGG18B-067GB	G	18.0	67.0	100.0	14.0	32.00	14.00	41.10	0.1	150	3.0
C2A-SL32-RGG18B-090GB	G	18.0	90.0	160.0	14.0	32.00	14.00	41.10	0.1	150	3.0
C2A-SL32-RGG18B-130GB	G	18.0	130.0	300.0	14.0	32.00	14.00	41.10	0.1	150	3.0
C2A-SL32-RGG18B-300GB	G	18.0	300.0	1000.0	14.0	32.00	14.00	41.10	0.1	150	3.0
C2A-SL32-RGH18B-040GB	H	18.0	40.0	60.0	18.0	32.00	18.00	41.10	0.1	150	3.0
C2A-SL32-RGH18B-052GB	H	18.0	52.0	72.0	18.0	32.00	18.00	41.10	0.1	150	3.0
C2A-SL32-RGH18B-064GB	H	18.0	64.0	100.0	18.0	32.00	18.00	41.10	0.1	150	3.0
C2A-SL32-RGH18B-092GB	H	18.0	92.0	140.0	18.0	32.00	18.00	41.10	0.1	150	3.0
C2A-SL32-RGH18B-132GB	H	18.0	132.0	230.0	18.0	32.00	18.00	41.10	0.1	150	3.0
C2A-SL32-RGH18B-220GB	H	18.0	220.0	500.0	18.0	32.00	18.00	41.10	0.1	150	3.0
C2A-SL32-RGH18B-300GB	H	18.0	300.0	800.0	18.0	32.00	18.00	41.10	0.1	150	3.0
C2A-SL32-RGJ18B-040GB	J	18.0	40.0	70.0	18.0	32.00	18.00	41.10	0.1	150	3.5
C2A-SL32-RGJ18B-060GB	J	18.0	60.0	95.0	18.0	32.00	18.00	41.10	0.1	150	3.5
C2A-SL32-RGJ18B-085GB	J	18.0	85.0	130.0	18.0	32.00	18.00	41.10	0.1	150	3.5
C2A-SL32-RGJ18B-120GB	J	18.0	120.0	180.0	18.0	32.00	18.00	41.10	0.1	150	3.5
C2A-SL32-RGJ18B-175GB	J	18.0	175.0	500.0	18.0	32.00	18.00	41.10	0.1	150	3.5
C2A-SL32-RGJ18B-180GB	J	18.0	180.0	980.0	18.0	32.00	18.00	41.10	0.1	150	3.5
C2A-SL32-RGK18B-040GB	K	18.0	40.0	70.0	18.0	32.00	18.00	41.10	0.1	150	4.0

R = Right hand, L = Left hand

CoroCut® 2 cutting head for face grooving

Screw clamp design



Metric (mm)

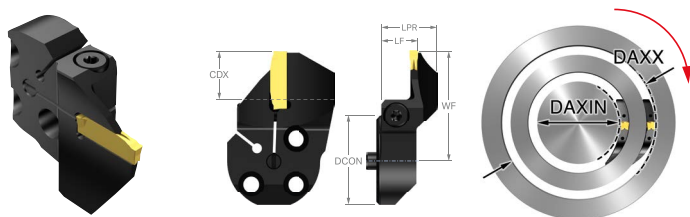
Ordering code	SSC	CDX [mm]	DAXIN [mm]	DAXX [mm]	OHX [mm]	DCON _{MS} [mm]	LF [mm]	WF [mm]	HF [mm]	CP [bar]	TQ [Nm]
C2A-SL32-RGK18B-058GB	K	18.0	58.0	100.0	18.0	32.00	18.00	41.10	0.1	150	4.0
C2A-SL32-RGK18B-088GB	K	18.0	88.0	180.0	18.0	32.00	18.00	41.10	0.1	150	4.0
C2A-SL32-RGK18B-168GB	K	18.0	168.0	400.0	18.0	32.00	18.00	41.10	0.1	150	4.0
C2A-SL32-RGK18B-220GB	K	18.0	220.0	1000.0	18.0	32.00	18.00	41.10	0.1	150	4.0
C2A-SL40-RGH18B-040GB	H	18.0	40.0	60.0	18.0	40.00	18.00	45.10	0.1	150	3.0
C2A-SL40-RGH18B-052GB	H	18.0	52.0	72.0	18.0	40.00	18.00	45.10	0.1	150	3.0
C2A-SL40-RGH18B-064GB	H	18.0	64.0	100.0	18.0	40.00	18.00	45.10	0.1	150	3.0
C2A-SL40-RGH18B-092GB	H	18.0	92.0	140.0	18.0	40.00	18.00	45.10	0.1	150	3.0
C2A-SL40-RGH18B-132GB	H	18.0	132.0	230.0	18.0	40.00	18.00	45.10	0.1	150	3.0
C2A-SL40-RGH18B-220GB	H	18.0	220.0	500.0	18.0	40.00	18.00	45.10	0.1	150	3.0
C2A-SL40-RGH18B-300GB	H	18.0	300.0	800.0	18.0	40.00	18.00	45.10	0.1	150	3.0
C2A-SL40-RGJ18B-040GB	J	18.0	40.0	70.0	18.0	40.00	18.00	45.10	0.1	150	3.5
C2A-SL40-RGJ18B-060GB	J	18.0	60.0	95.0	18.0	40.00	18.00	45.10	0.1	150	3.5
C2A-SL40-RGJ18B-085GB	J	18.0	85.0	130.0	18.0	40.00	18.00	45.10	0.1	150	3.5
C2A-SL40-RGJ18B-120GB	J	18.0	120.0	180.0	18.0	40.00	18.00	45.10	0.1	150	3.5
C2A-SL40-RGJ18B-175GB	J	18.0	175.0	500.0	18.0	40.00	18.00	45.10	0.1	150	3.5
C2A-SL40-RGJ18B-180GB	J	18.0	180.0	980.0	18.0	40.00	18.00	45.10	0.1	150	3.5
C2A-SL40-RGK18B-040GB	K	18.0	40.0	70.0	18.0	40.00	18.00	45.10	0.1	150	4.0
C2A-SL40-RGK18B-058GB	K	18.0	58.0	100.0	18.0	40.00	18.00	45.10	0.1	150	4.0
C2A-SL40-RGK18B-088GB	K	18.0	88.0	180.0	18.0	40.00	18.00	45.10	0.1	150	4.0
C2A-SL40-RGK18B-168GB	K	18.0	168.0	400.0	18.0	40.00	18.00	45.10	0.1	150	4.0
C2A-SL40-RGK18B-220GB	K	18.0	220.0	1000.0	18.0	40.00	18.00	45.10	0.1	150	4.0

R = Right hand, L = Left hand



CoroCut® 2 cutting head for face grooving

Screw clamp design



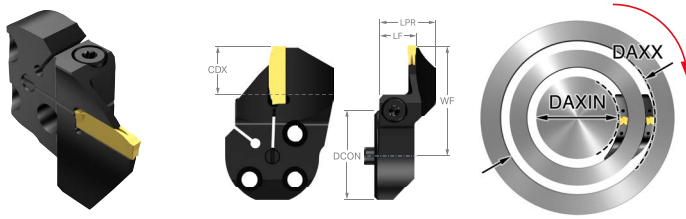
Imperial (inch)

Ordering code	SSC	CDX [inch]	DAXIN [inch]	DAXX [inch]	OHX [inch]	DCON _{MS} [inch]	LF [inch]	WF [inch]	HF [inch]	CP [lbf/in2]	TQ [ft]
C2A-SL32-RGF12B-040GB	F	0.472	1.575	2.205	0.551	1.260	0.551	1.352	0.004	2176	1.5
C2A-SL32-RGF12B-054GB	F	0.472	2.126	2.756	0.551	1.260	0.551	1.352	0.004	2176	1.5
C2A-SL32-RGF15B-068GB	F	0.591	2.677	3.858	0.551	1.260	0.551	1.470	0.004	2176	1.5
C2A-SL32-RGF15B-090GB	F	0.591	3.543	5.512	0.551	1.260	0.551	1.470	0.004	2176	1.5
C2A-SL32-RGF15B-130GB	F	0.591	5.118	11.811	0.551	1.260	0.551	1.470	0.004	2176	1.5
C2A-SL32-RGG12B-034GB	G	0.472	1.339	1.732	0.551	1.260	0.551	1.382	0.004	2176	1.8
C2A-SL32-RGG15B-042GB	G	0.591	1.654	2.362	0.551	1.260	0.551	1.500	0.004	2176	2.2
C2A-SL32-RGG15B-054GB	G	0.591	2.126	2.953	0.551	1.260	0.551	1.500	0.004	2176	2.2
C2A-SL32-RGG18B-067GB	G	0.709	2.638	3.937	0.551	1.260	0.551	1.618	0.004	2176	2.2
C2A-SL32-RGG18B-090GB	G	0.709	3.543	6.299	0.551	1.260	0.551	1.618	0.004	2176	2.2
C2A-SL32-RGG18B-130GB	G	0.709	5.118	11.811	0.551	1.260	0.551	1.618	0.004	2176	2.2
C2A-SL32-RGG18B-300GB	G	0.709	11.811	39.370	0.551	1.260	0.551	1.618	0.004	2176	2.2
C2A-SL32-RGH18B-040GB	H	0.709	1.575	2.362	0.709	1.260	0.709	1.618	0.004	2176	2.2
C2A-SL32-RGH18B-052GB	H	0.709	2.047	2.835	0.709	1.260	0.709	1.618	0.004	2176	2.2
C2A-SL32-RGH18B-064GB	H	0.709	2.520	3.937	0.709	1.260	0.709	1.618	0.004	2176	2.2
C2A-SL32-RGH18B-092GB	H	0.709	3.622	5.512	0.709	1.260	0.709	1.618	0.004	2176	2.2
C2A-SL32-RGH18B-132GB	H	0.709	5.197	9.055	0.709	1.260	0.709	1.618	0.004	2176	2.2
C2A-SL32-RGH18B-220GB	H	0.709	8.661	19.685	0.709	1.260	0.709	1.618	0.004	2176	2.2
C2A-SL32-RGH18B-300GB	H	0.709	11.811	31.496	0.709	1.260	0.709	1.618	0.004	2176	2.2
C2A-SL32-RGJ18B-040GB	J	0.709	1.575	2.756	0.709	1.260	0.709	1.618	0.004	2176	2.6
C2A-SL32-RGJ18B-060GB	J	0.709	2.362	3.740	0.709	1.260	0.709	1.618	0.004	2176	2.6
C2A-SL32-RGJ18B-085GB	J	0.709	3.346	5.118	0.709	1.260	0.709	1.618	0.004	2176	2.6
C2A-SL32-RGJ18B-120GB	J	0.709	4.724	7.087	0.709	1.260	0.709	1.618	0.004	2176	2.6
C2A-SL32-RGJ18B-175GB	J	0.709	6.890	19.685	0.709	1.260	0.709	1.618	0.004	2176	2.6
C2A-SL32-RGJ18B-180GB	J	0.709	7.087	38.583	0.709	1.260	0.709	1.618	0.004	2176	2.6
C2A-SL32-RGK18B-040GB	K	0.709	1.575	2.756	0.709	1.260	0.709	1.618	0.004	2176	3.0

R = Right hand, L = Left hand

CoroCut® 2 cutting head for face grooving

Screw clamp design



Imperial (inch)

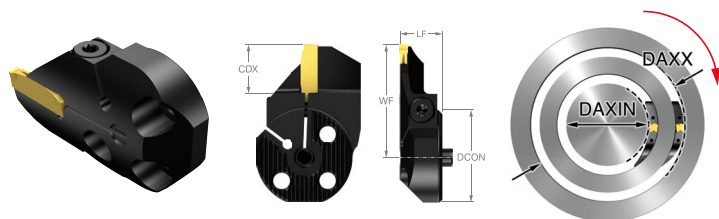
Ordering code	SSC	CDX [inch]	DAXIN [inch]	DAXX [inch]	OHX [inch]	DCON _{MS} [inch]	LF [inch]	WF [inch]	HF [inch]	CP [lbf/in ²]	TQ [ft]
C2A-SL32-RGK18B-058GB	K	0.709	2.283	3.937	0.709	1.260	0.709	1.618	0.004	2176	3.0
C2A-SL32-RGK18B-088GB	K	0.709	3.465	7.087	0.709	1.260	0.709	1.618	0.004	2176	3.0
C2A-SL32-RGK18B-168GB	K	0.709	6.614	15.748	0.709	1.260	0.709	1.618	0.004	2176	3.0
C2A-SL32-RGK18B-220GB	K	0.709	8.661	39.370	0.709	1.260	0.709	1.618	0.004	2176	3.0
C2A-SL40-RGH18B-040GB	H	0.709	1.575	2.362	0.709	1.575	0.709	1.776	0.004	2176	2.2
C2A-SL40-RGH18B-052GB	H	0.709	2.047	2.835	0.709	1.575	0.709	1.776	0.004	2176	2.2
C2A-SL40-RGH18B-064GB	H	0.709	2.520	3.937	0.709	1.575	0.709	1.776	0.004	2176	2.2
C2A-SL40-RGH18B-092GB	H	0.709	3.622	5.512	0.709	1.575	0.709	1.776	0.004	2176	2.2
C2A-SL40-RGH18B-132GB	H	0.709	5.197	9.055	0.709	1.575	0.709	1.776	0.004	2176	2.2
C2A-SL40-RGH18B-220GB	H	0.709	8.661	19.685	0.709	1.575	0.709	1.776	0.004	2176	2.2
C2A-SL40-RGH18B-300GB	H	0.709	11.811	31.496	0.709	1.575	0.709	1.776	0.004	2176	2.2
C2A-SL40-RGJ18B-040GB	J	0.709	1.575	2.756	0.709	1.575	0.709	1.776	0.004	2176	2.6
C2A-SL40-RGJ18B-060GB	J	0.709	2.362	3.740	0.709	1.575	0.709	1.776	0.004	2176	2.6
C2A-SL40-RGJ18B-085GB	J	0.709	3.346	5.118	0.709	1.575	0.709	1.776	0.004	2176	2.6
C2A-SL40-RGJ18B-120GB	J	0.709	4.724	7.087	0.709	1.575	0.709	1.776	0.004	2176	2.6
C2A-SL40-RGJ18B-175GB	J	0.709	6.890	19.685	0.709	1.575	0.709	1.776	0.004	2176	2.6
C2A-SL40-RGJ18B-180GB	J	0.709	7.087	38.583	0.709	1.575	0.709	1.776	0.004	2176	2.6
C2A-SL40-RGK18B-040GB	K	0.709	1.575	2.756	0.709	1.575	0.709	1.776	0.004	2176	3.0
C2A-SL40-RGK18B-058GB	K	0.709	2.283	3.937	0.709	1.575	0.709	1.776	0.004	2176	3.0
C2A-SL40-RGK18B-088GB	K	0.709	3.465	7.087	0.709	1.575	0.709	1.776	0.004	2176	3.0
C2A-SL40-RGK18B-168GB	K	0.709	6.614	15.748	0.709	1.575	0.709	1.776	0.004	2176	3.0
C2A-SL40-RGK18B-220GB	K	0.709	8.661	39.370	0.709	1.575	0.709	1.776	0.004	2176	3.0

R = Right hand, L = Left hand



CoroCut® 2 cutting head for face grooving

Screw clamp design



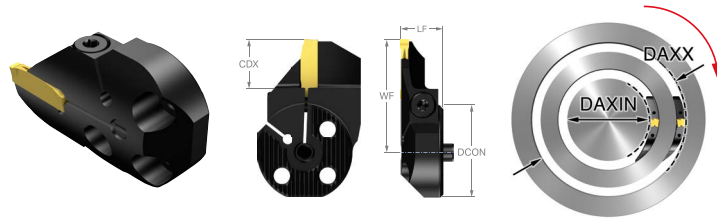
Metric (mm)

Ordering code	SSC	CDX [mm]	DAXIN [mm]	DAXX [mm]	OHX [mm]	DCON _{MS} [mm]	LF [mm]	WF [mm]	HF [mm]	CP [bar]	TQ [Nm]
C2A-SL32-LGF12A-040GB	F	12.0	40.0	56.0	14.0	32.00	14.00	34.35	0.1	150	2.0
C2A-SL32-LGF12A-054GB	F	12.0	54.0	70.0	14.0	32.00	14.00	34.35	0.1	150	2.0
C2A-SL32-LGF15A-068GB	F	15.0	68.0	98.0	14.0	32.00	14.00	37.35	0.1	150	2.0
C2A-SL32-LGF15A-090GB	F	15.0	90.0	140.0	14.0	32.00	14.00	37.35	0.1	150	2.0
C2A-SL32-LGF15A-130GB	F	15.0	130.0	300.0	14.0	32.00	14.00	37.35	0.1	150	2.0
C2A-SL32-LGG12A-034GB	G	12.0	34.0	44.0	14.0	32.00	14.00	35.10	0.1	150	2.5
C2A-SL32-LGG15A-042GB	G	15.0	42.0	60.0	14.0	32.00	14.00	38.10	0.1	150	3.0
C2A-SL32-LGG15A-054GB	G	15.0	54.0	75.0	14.0	32.00	14.00	38.10	0.1	150	3.0
C2A-SL32-LGG18A-067GB	G	18.0	67.0	100.0	14.0	32.00	14.00	41.10	0.1	150	3.0
C2A-SL32-LGG18A-090GB	G	18.0	90.0	160.0	14.0	32.00	14.00	41.10	0.1	150	3.0
C2A-SL32-LGG18A-130GB	G	18.0	130.0	300.0	14.0	32.00	14.00	41.10	0.1	150	3.0
C2A-SL32-LGG18A-300GB	G	18.0	300.0	1000.0	14.0	32.00	14.00	41.10	0.1	150	3.0
C2A-SL32-LGH18A-040GB	H	18.0	40.0	60.0	18.0	32.00	18.00	41.10	0.1	150	3.0
C2A-SL32-LGH18A-052GB	H	18.0	52.0	72.0	18.0	32.00	18.00	41.10	0.1	150	3.0
C2A-SL32-LGH18A-064GB	H	18.0	64.0	100.0	18.0	32.00	18.00	41.10	0.1	150	3.0
C2A-SL32-LGH18A-092GB	H	18.0	92.0	140.0	18.0	32.00	18.00	41.10	0.1	150	3.0
C2A-SL32-LGH18A-132GB	H	18.0	132.0	230.0	18.0	32.00	18.00	41.10	0.1	150	3.0
C2A-SL32-LGH18A-220GB	H	18.0	220.0	500.0	18.0	32.00	18.00	41.10	0.1	150	3.0
C2A-SL32-LGH18A-300GB	H	18.0	300.0	800.0	18.0	32.00	18.00	41.10	0.1	150	3.0
C2A-SL32-LGJ18A-040GB	J	18.0	40.0	70.0	18.0	32.00	18.00	41.10	0.1	150	3.5
C2A-SL32-LGJ18A-060GB	J	18.0	60.0	95.0	18.0	32.00	18.00	41.10	0.1	150	3.5
C2A-SL32-LGJ18A-085GB	J	18.0	85.0	130.0	18.0	32.00	18.00	41.10	0.1	150	3.5
C2A-SL32-LGJ18A-120GB	J	18.0	120.0	180.0	18.0	32.00	18.00	41.10	0.1	150	3.5
C2A-SL32-LGJ18A-175GB	J	18.0	175.0	500.0	18.0	32.00	18.00	41.10	0.1	150	3.5
C2A-SL32-LGJ18A-180GB	J	18.0	180.0	980.0	18.0	32.00	18.00	41.10	0.1	150	3.5
C2A-SL32-LGK18A-040GB	K	18.0	40.0	70.0	18.0	32.00	18.00	41.10	0.1	150	4.0

R = Right hand, L = Left hand

CoroCut® 2 cutting head for face grooving

Screw clamp design



Metric (mm)

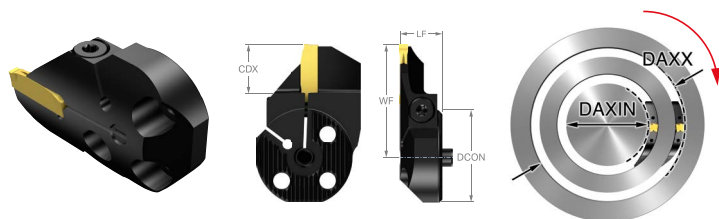
Ordering code	SSC	CDX [mm]	DAXIN [mm]	DAXX [mm]	OHX [mm]	DCON _{MS} [mm]	LF [mm]	WF [mm]	HF [mm]	CP [bar]	TQ [Nm]
C2A-SL32-LGK18A-058GB	K	18.0	58.0	100.0	18.0	32.00	18.00	41.10	0.1	150	4.0
C2A-SL32-LGK18A-088GB	K	18.0	88.0	180.0	18.0	32.00	18.00	41.10	0.1	150	4.0
C2A-SL32-LGK18A-220GB	K	18.0	220.0	1000.0	18.0	32.00	18.00	41.10	0.1	150	4.0
C2A-SL32-RGK18A-040GB	K	18.0	40.0	70.0	18.0	32.00	18.00	41.10	0.1	150	4.0
C2A-SL32-RGK18A-058GB	K	18.0	58.0	100.0	18.0	32.00	18.00	41.10	0.1	150	4.0
C2A-SL40-LGH18A-040GB	H	18.0	40.0	60.0	18.0	40.00	18.00	45.10	0.1	150	3.0
C2A-SL40-LGH18A-052GB	H	18.0	52.0	72.0	18.0	40.00	18.00	45.10	0.1	150	3.0
C2A-SL40-LGH18A-064GB	H	18.0	64.0	100.0	18.0	40.00	18.00	45.10	0.1	150	3.0
C2A-SL40-LGH18A-092GB	H	18.0	92.0	140.0	18.0	40.00	18.00	45.10	0.1	150	3.0
C2A-SL40-LGH18A-132GB	H	18.0	132.0	230.0	18.0	40.00	18.00	45.10	0.1	150	3.0
C2A-SL40-LGH18A-220GB	H	18.0	220.0	500.0	18.0	40.00	18.00	45.10	0.1	150	3.0
C2A-SL40-LGH18A-300GB	H	18.0	300.0	800.0	18.0	40.00	18.00	45.10	0.1	150	3.0
C2A-SL40-LGJ18A-040GB	J	18.0	40.0	70.0	18.0	40.00	18.00	45.10	0.1	150	3.5
C2A-SL40-LGJ18A-060GB	J	18.0	60.0	95.0	18.0	40.00	18.00	45.10	0.1	150	3.5
C2A-SL40-LGJ18A-085GB	J	18.0	85.0	130.0	18.0	40.00	18.00	45.10	0.1	150	3.5
C2A-SL40-LGJ18A-120GB	J	18.0	120.0	180.0	18.0	40.00	18.00	45.10	0.1	150	3.5
C2A-SL40-LGJ18A-175GB	J	18.0	175.0	500.0	18.0	40.00	18.00	45.10	0.1	150	3.5
C2A-SL40-LGJ18A-180GB	J	18.0	180.0	980.0	18.0	40.00	18.00	45.10	0.1	150	3.5
C2A-SL40-LGK18A-058GB	K	18.0	58.0	100.0	18.0	40.00	18.00	45.10	0.1	150	4.0
C2A-SL40-LGK18A-088GB	K	18.0	88.0	180.0	18.0	40.00	18.00	45.10	0.1	150	4.0
C2A-SL40-LGK18A-168GB	K	18.0	168.0	400.0	18.0	40.00	18.00	45.10	0.1	150	4.0
C2A-SL40-LGK18A-220GB	K	18.0	220.0	1000.0	18.0	40.00	18.00	45.10	0.1	150	4.0

R = Right hand, L = Left hand



CoroCut® 2 cutting head for face grooving

Screw clamp design



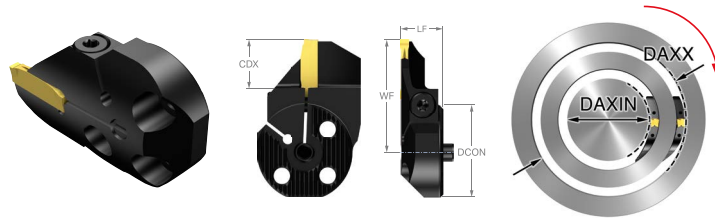
Imperial (inch)

Ordering code	SSC	CDX [inch]	DAXIN [inch]	DAXX [inch]	OHX [inch]	DCON _{MS} [inch]	LF [inch]	WF [inch]	HF [inch]	CP [lbf/in ²]	TQ [ft]
C2A-SL32-LGF12A-040GB	F	0.472	1.575	2.205	0.551	1.260	0.551	1.352	0.004	2176	1.5
C2A-SL32-LGF12A-054GB	F	0.472	2.126	2.756	0.551	1.260	0.551	1.352	0.004	2176	1.5
C2A-SL32-LGF15A-068GB	F	0.591	2.677	3.858	0.551	1.260	0.551	1.470	0.004	2176	1.5
C2A-SL32-LGF15A-090GB	F	0.591	3.543	5.512	0.551	1.260	0.551	1.470	0.004	2176	1.5
C2A-SL32-LGF15A-130GB	F	0.591	5.118	11.811	0.551	1.260	0.551	1.470	0.004	2176	1.5
C2A-SL32-LGG12A-034GB	G	0.472	1.339	1.732	0.551	1.260	0.551	1.382	0.004	2176	1.8
C2A-SL32-LGG15A-042GB	G	0.591	1.654	2.362	0.551	1.260	0.551	1.500	0.004	2176	2.2
C2A-SL32-LGG15A-054GB	G	0.591	2.126	2.953	0.551	1.260	0.551	1.500	0.004	2176	2.2
C2A-SL32-LGG18A-067GB	G	0.709	2.638	3.937	0.551	1.260	0.551	1.618	0.004	2176	2.2
C2A-SL32-LGG18A-090GB	G	0.709	3.543	6.299	0.551	1.260	0.551	1.618	0.004	2176	2.2
C2A-SL32-LGG18A-130GB	G	0.709	5.118	11.811	0.551	1.260	0.551	1.618	0.004	2176	2.2
C2A-SL32-LGG18A-300GB	G	0.709	11.811	39.370	0.551	1.260	0.551	1.618	0.004	2176	2.2
C2A-SL32-LGH18A-040GB	H	0.709	1.575	2.362	0.709	1.260	0.709	1.618	0.004	2176	2.2
C2A-SL32-LGH18A-052GB	H	0.709	2.047	2.835	0.709	1.260	0.709	1.618	0.004	2176	2.2
C2A-SL32-LGH18A-064GB	H	0.709	2.520	3.937	0.709	1.260	0.709	1.618	0.004	2176	2.2
C2A-SL32-LGH18A-092GB	H	0.709	3.622	5.512	0.709	1.260	0.709	1.618	0.004	2176	2.2
C2A-SL32-LGH18A-132GB	H	0.709	5.197	9.055	0.709	1.260	0.709	1.618	0.004	2176	2.2
C2A-SL32-LGH18A-220GB	H	0.709	8.661	19.685	0.709	1.260	0.709	1.618	0.004	2176	2.2
C2A-SL32-LGH18A-300GB	H	0.709	11.811	31.496	0.709	1.260	0.709	1.618	0.004	2176	2.2
C2A-SL32-LGJ18A-040GB	J	0.709	1.575	2.756	0.709	1.260	0.709	1.618	0.004	2176	2.6
C2A-SL32-LGJ18A-060GB	J	0.709	2.362	3.740	0.709	1.260	0.709	1.618	0.004	2176	2.6
C2A-SL32-LGJ18A-085GB	J	0.709	3.346	5.118	0.709	1.260	0.709	1.618	0.004	2176	2.6
C2A-SL32-LGJ18A-120GB	J	0.709	4.724	7.087	0.709	1.260	0.709	1.618	0.004	2176	2.6
C2A-SL32-LGJ18A-175GB	J	0.709	6.890	19.685	0.709	1.260	0.709	1.618	0.004	2176	2.6
C2A-SL32-LGJ18A-180GB	J	0.709	7.087	38.583	0.709	1.260	0.709	1.618	0.004	2176	2.6
C2A-SL32-LGK18A-040GB	K	0.709	1.575	2.756	0.709	1.260	0.709	1.618	0.004	2176	3.0

R = Right hand. L = Left hand

CoroCut® 2 cutting head for face grooving

Screw clamp design



Imperial (inch)

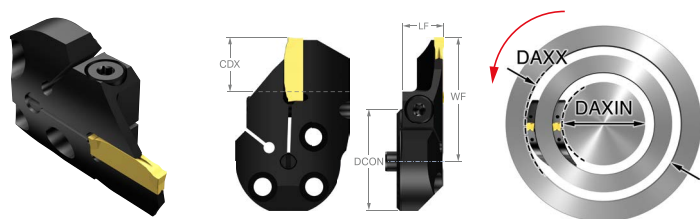
Ordering code	SSC	CDX [inch]	DAXIN [inch]	DAXX [inch]	OHX [inch]	DCON _{MS} [inch]	LF [inch]	WF [inch]	HF [inch]	CP [lbf/in ²]	TQ [ft]
C2A-SL32-LGK18A-058GB	K	0.709	2.283	3.937	0.709	1.260	0.709	1.618	0.004	2176	3.0
C2A-SL32-LGK18A-088GB	K	0.709	3.465	7.087	0.709	1.260	0.709	1.618	0.004	2176	3.0
C2A-SL32-LGK18A-220GB	K	0.709	8.661	39.370	0.709	1.260	0.709	1.618	0.004	2176	3.0
C2A-SL32-RGK18A-040GB	K	0.709	1.575	2.756	0.709	1.260	0.709	1.618	0.004	2176	3.0
C2A-SL32-RGK18A-058GB	K	0.709	2.283	3.937	0.709	1.260	0.709	1.618	0.004	2176	3.0
C2A-SL40-LGH18A-040GB	H	0.709	1.575	2.362	0.709	1.575	0.709	1.776	0.004	2176	2.2
C2A-SL40-LGH18A-052GB	H	0.709	2.047	2.835	0.709	1.575	0.709	1.776	0.004	2176	2.2
C2A-SL40-LGH18A-064GB	H	0.709	2.520	3.937	0.709	1.575	0.709	1.776	0.004	2176	2.2
C2A-SL40-LGH18A-092GB	H	0.709	3.622	5.512	0.709	1.575	0.709	1.776	0.004	2176	2.2
C2A-SL40-LGH18A-132GB	H	0.709	5.197	9.055	0.709	1.575	0.709	1.776	0.004	2176	2.2
C2A-SL40-LGH18A-220GB	H	0.709	8.661	19.685	0.709	1.575	0.709	1.776	0.004	2176	2.2
C2A-SL40-LGH18A-300GB	H	0.709	11.811	31.496	0.709	1.575	0.709	1.776	0.004	2176	2.2
C2A-SL40-LGJ18A-040GB	J	0.709	1.575	2.756	0.709	1.575	0.709	1.776	0.004	2176	2.6
C2A-SL40-LGJ18A-060GB	J	0.709	2.362	3.740	0.709	1.575	0.709	1.776	0.004	2176	2.6
C2A-SL40-LGJ18A-085GB	J	0.709	3.346	5.118	0.709	1.575	0.709	1.776	0.004	2176	2.6
C2A-SL40-LGJ18A-120GB	J	0.709	4.724	7.087	0.709	1.575	0.709	1.776	0.004	2176	2.6
C2A-SL40-LGJ18A-175GB	J	0.709	6.890	19.685	0.709	1.575	0.709	1.776	0.004	2176	2.6
C2A-SL40-LGJ18A-180GB	J	0.709	7.087	38.583	0.709	1.575	0.709	1.776	0.004	2176	2.6
C2A-SL40-LGK18A-058GB	K	0.709	2.283	3.937	0.709	1.575	0.709	1.776	0.004	2176	3.0
C2A-SL40-LGK18A-088GB	K	0.709	3.465	7.087	0.709	1.575	0.709	1.776	0.004	2176	3.0
C2A-SL40-LGK18A-168GB	K	0.709	6.614	15.748	0.709	1.575	0.709	1.776	0.004	2176	3.0
C2A-SL40-LGK18A-220GB	K	0.709	8.661	39.370	0.709	1.575	0.709	1.776	0.004	2176	3.0

R = Right hand, L = Left hand



CoroCut® 2 cutting head for face grooving

Screw clamp design



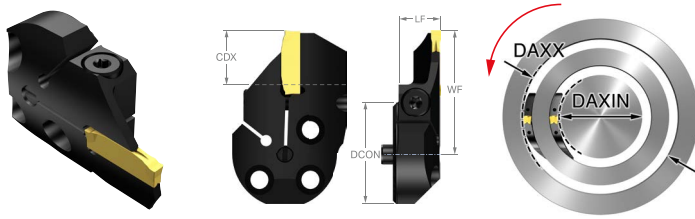
Metric (mm)

Ordering code	SSC	CDX [mm]	DAXIN [mm]	DAXX [mm]	OHX [mm]	DCON _{MS} [mm]	LF [mm]	WF [mm]	HF [mm]	CP [bar]	TQ [Nm]
C2A-SL32-LGK18A-168GB	K	18.0	168.0	400.0	18.0	32.00	18.00	41.10	0.1	150	4.0
C2A-SL32-RGF12A-040GB	F	12.0	40.0	56.0	14.0	32.00	14.00	34.35	0.1	150	2.0
C2A-SL32-RGF12A-054GB	F	12.0	54.0	70.0	14.0	32.00	14.00	34.35	0.1	150	2.0
C2A-SL32-RGF15A-068GB	F	15.0	68.0	98.0	14.0	32.00	14.00	37.35	0.1	150	2.0
C2A-SL32-RGF15A-090GB	F	15.0	90.0	140.0	14.0	32.00	14.00	37.35	0.1	150	2.0
C2A-SL32-RGF15A-130GB	F	15.0	130.0	300.0	14.0	32.00	14.00	37.35	0.1	150	2.0
C2A-SL32-RGG12A-034GB	G	12.0	34.0	44.0	14.0	32.00	14.00	35.10	0.1	150	2.5
C2A-SL32-RGG15A-042GB	G	15.0	42.0	60.0	14.0	32.00	14.00	38.10	0.1	150	3.0
C2A-SL32-RGG15A-054GB	G	15.0	54.0	75.0	14.0	32.00	14.00	38.10	0.1	150	3.0
C2A-SL32-RGG18A-067GB	G	18.0	67.0	100.0	14.0	32.00	14.00	41.10	0.1	150	3.0
C2A-SL32-RGG18A-090GB	G	18.0	90.0	160.0	14.0	32.00	14.00	41.10	0.1	150	3.0
C2A-SL32-RGG18A-130GB	G	18.0	130.0	300.0	14.0	32.00	14.00	41.10	0.1	150	3.0
C2A-SL32-RGG18A-300GB	G	18.0	300.0	1000.0	14.0	32.00	14.00	41.10	0.1	150	3.0
C2A-SL32-RGH18A-040GB	H	18.0	40.0	60.0	18.0	32.00	18.00	41.10	0.1	150	3.0
C2A-SL32-RGH18A-052GB	H	18.0	52.0	72.0	18.0	32.00	18.00	41.10	0.1	150	3.0
C2A-SL32-RGH18A-064GB	H	18.0	64.0	100.0	18.0	32.00	18.00	41.10	0.1	150	3.0
C2A-SL32-RGH18A-092GB	H	18.0	92.0	140.0	18.0	32.00	18.00	41.10	0.1	150	3.0
C2A-SL32-RGH18A-132GB	H	18.0	132.0	230.0	18.0	32.00	18.00	41.10	0.1	150	3.0
C2A-SL32-RGH18A-220GB	H	18.0	220.0	500.0	18.0	32.00	18.00	41.10	0.1	150	3.0
C2A-SL32-RGH18A-300GB	H	18.0	300.0	800.0	18.0	32.00	18.00	41.10	0.1	150	3.0
C2A-SL32-RGJ18A-040GB	J	18.0	40.0	70.0	18.0	32.00	18.00	41.10	0.1	150	3.5
C2A-SL32-RGJ18A-060GB	J	18.0	60.0	95.0	18.0	32.00	18.00	41.10	0.1	150	3.5
C2A-SL32-RGJ18A-085GB	J	18.0	85.0	130.0	18.0	32.00	18.00	41.10	0.1	150	3.5
C2A-SL32-RGJ18A-120GB	J	18.0	120.0	180.0	18.0	32.00	18.00	41.10	0.1	150	3.5
C2A-SL32-RGJ18A-175GB	J	18.0	175.0	500.0	18.0	32.00	18.00	41.10	0.1	150	3.5
C2A-SL32-RGJ18A-180GB	J	18.0	180.0	980.0	18.0	32.00	18.00	41.10	0.1	150	3.5

R = Right hand, L = Left hand

CoroCut® 2 cutting head for face grooving

Screw clamp design



Metric (mm)

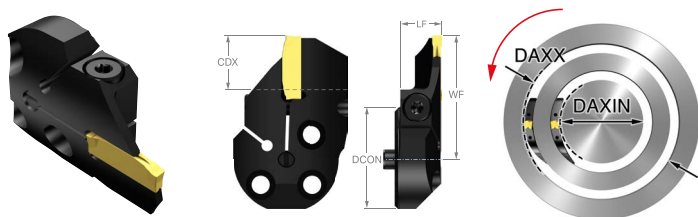
Ordering code	SSC	CDX [mm]	DAXIN [mm]	DAXX [mm]	OHX [mm]	DCON _{MS} [mm]	LF [mm]	WF [mm]	HF [mm]	CP [bar]	TQ [Nm]
C2A-SL32-RGK18A-088GB	K	18.0	88.0	180.0	18.0	32.00	18.00	41.10	0.1	150	4.0
C2A-SL32-RGK18A-168GB	K	18.0	168.0	400.0	18.0	32.00	18.00	41.10	0.1	150	4.0
C2A-SL32-RGK18A-220GB	K	18.0	220.0	1000.0	18.0	32.00	18.00	41.10	0.1	150	4.0
C2A-SL40-LGK18A-040GB	K	18.0	40.0	70.0	18.0	40.00	18.00	45.10	0.1	150	4.0
C2A-SL40-RGH18A-040GB	H	18.0	40.0	60.0	18.0	40.00	18.00	45.10	0.1	150	3.0
C2A-SL40-RGH18A-052GB	H	18.0	52.0	72.0	18.0	40.00	18.00	45.10	0.1	150	3.0
C2A-SL40-RGH18A-064GB	H	18.0	64.0	100.0	18.0	40.00	18.00	45.10	0.1	150	3.0
C2A-SL40-RGH18A-092GB	H	18.0	92.0	140.0	18.0	40.00	18.00	45.10	0.1	150	3.0
C2A-SL40-RGH18A-132GB	H	18.0	132.0	230.0	18.0	40.00	18.00	45.10	0.1	150	3.0
C2A-SL40-RGH18A-220GB	H	18.0	220.0	500.0	18.0	40.00	18.00	45.10	0.1	150	3.0
C2A-SL40-RGH18A-300GB	H	18.0	300.0	800.0	18.0	40.00	18.00	45.10	0.1	150	3.0
C2A-SL40-RGJ18A-040GB	J	18.0	40.0	70.0	18.0	40.00	18.00	45.10	0.1	150	3.5
C2A-SL40-RGJ18A-060GB	J	18.0	60.0	95.0	18.0	40.00	18.00	45.10	0.1	150	3.5
C2A-SL40-RGJ18A-085GB	J	18.0	85.0	130.0	18.0	40.00	18.00	45.10	0.1	150	3.5
C2A-SL40-RGJ18A-120GB	J	18.0	120.0	180.0	18.0	40.00	18.00	45.10	0.1	150	3.5
C2A-SL40-RGJ18A-175GB	J	18.0	175.0	500.0	18.0	40.00	18.00	45.10	0.1	150	3.5
C2A-SL40-RGJ18A-180GB	J	18.0	180.0	980.0	18.0	40.00	18.00	45.10	0.1	150	3.5
C2A-SL40-RGK18A-040GB	K	18.0	40.0	70.0	18.0	40.00	18.00	45.10	0.1	150	4.0
C2A-SL40-RGK18A-058GB	K	18.0	58.0	100.0	18.0	40.00	18.00	45.10	0.1	150	4.0
C2A-SL40-RGK18A-088GB	K	18.0	88.0	180.0	18.0	40.00	18.00	45.10	0.1	150	4.0
C2A-SL40-RGK18A-168GB	K	18.0	168.0	400.0	18.0	40.00	18.00	45.10	0.1	150	4.0
C2A-SL40-RGK18A-220GB	K	18.0	220.0	1000.0	18.0	40.00	18.00	45.10	0.1	150	4.0

R = Right hand, L = Left hand



CoroCut® 2 cutting head for face grooving

Screw clamp design



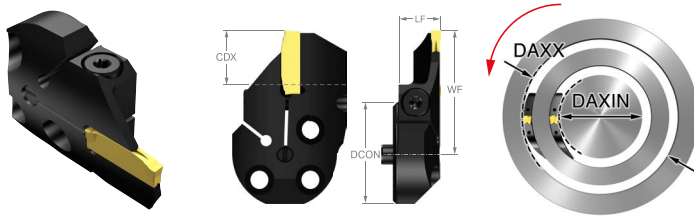
Imperial (inch)

Ordering code	SSC	CDX [inch]	DAXIN [inch]	DAXX [inch]	OHX [inch]	DCON _{MS} [inch]	LF [inch]	WF [inch]	HF [inch]	CP [lb/in ²]	TQ [ft]
C2A-SL32-LGK18A-168GB	K	0.709	6.614	15.748	0.709	1.260	0.709	1.618	0.004	2176	3.0
C2A-SL32-RGF12A-040GB	F	0.472	1.575	2.205	0.551	1.260	0.551	1.352	0.004	2176	1.5
C2A-SL32-RGF12A-054GB	F	0.472	2.126	2.756	0.551	1.260	0.551	1.352	0.004	2176	1.5
C2A-SL32-RGF15A-068GB	F	0.591	2.677	3.858	0.551	1.260	0.551	1.470	0.004	2176	1.5
C2A-SL32-RGF15A-090GB	F	0.591	3.543	5.512	0.551	1.260	0.551	1.470	0.004	2176	1.5
C2A-SL32-RGF15A-130GB	F	0.591	5.118	11.811	0.551	1.260	0.551	1.470	0.004	2176	1.5
C2A-SL32-RGG12A-034GB	G	0.472	1.339	1.732	0.551	1.260	0.551	1.382	0.004	2176	1.8
C2A-SL32-RGG15A-042GB	G	0.591	1.654	2.362	0.551	1.260	0.551	1.500	0.004	2176	2.2
C2A-SL32-RGG15A-054GB	G	0.591	2.126	2.953	0.551	1.260	0.551	1.500	0.004	2176	2.2
C2A-SL32-RGG18A-067GB	G	0.709	2.638	3.937	0.551	1.260	0.551	1.618	0.004	2176	2.2
C2A-SL32-RGG18A-090GB	G	0.709	3.543	6.299	0.551	1.260	0.551	1.618	0.004	2176	2.2
C2A-SL32-RGG18A-130GB	G	0.709	5.118	11.811	0.551	1.260	0.551	1.618	0.004	2176	2.2
C2A-SL32-RGG18A-300GB	G	0.709	11.811	39.370	0.551	1.260	0.551	1.618	0.004	2176	2.2
C2A-SL32-RGH18A-040GB	H	0.709	1.575	2.362	0.709	1.260	0.709	1.618	0.004	2176	2.2
C2A-SL32-RGH18A-052GB	H	0.709	2.047	2.835	0.709	1.260	0.709	1.618	0.004	2176	2.2
C2A-SL32-RGH18A-064GB	H	0.709	2.520	3.937	0.709	1.260	0.709	1.618	0.004	2176	2.2
C2A-SL32-RGH18A-092GB	H	0.709	3.622	5.512	0.709	1.260	0.709	1.618	0.004	2176	2.2
C2A-SL32-RGH18A-132GB	H	0.709	5.197	9.055	0.709	1.260	0.709	1.618	0.004	2176	2.2
C2A-SL32-RGH18A-220GB	H	0.709	8.661	19.685	0.709	1.260	0.709	1.618	0.004	2176	2.2
C2A-SL32-RGH18A-300GB	H	0.709	11.811	31.496	0.709	1.260	0.709	1.618	0.004	2176	2.2
C2A-SL32-RGJ18A-040GB	J	0.709	1.575	2.756	0.709	1.260	0.709	1.618	0.004	2176	2.6
C2A-SL32-RGJ18A-060GB	J	0.709	2.362	3.740	0.709	1.260	0.709	1.618	0.004	2176	2.6
C2A-SL32-RGJ18A-085GB	J	0.709	3.346	5.118	0.709	1.260	0.709	1.618	0.004	2176	2.6
C2A-SL32-RGJ18A-120GB	J	0.709	4.724	7.087	0.709	1.260	0.709	1.618	0.004	2176	2.6
C2A-SL32-RGJ18A-175GB	J	0.709	6.890	19.685	0.709	1.260	0.709	1.618	0.004	2176	2.6
C2A-SL32-RGJ18A-180GB	J	0.709	7.087	38.583	0.709	1.260	0.709	1.618	0.004	2176	2.6

R = Right hand, L = Left hand

CoroCut® 2 cutting head for face grooving

Screw clamp design



Imperial (inch)

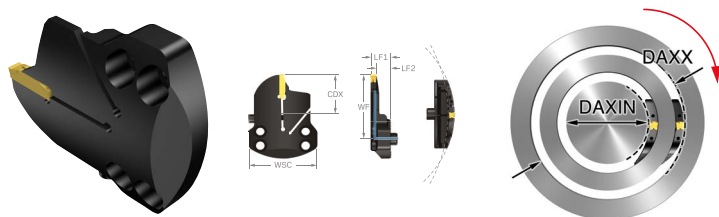
Ordering code	SSC	CDX [inch]	DAXIN [inch]	DAXX [inch]	OHX [inch]	DCON _{MS} [inch]	LF [inch]	WF [inch]	HF [inch]	CP [lbf/in ²]	TQ [ft]
C2A-SL32-RGK18A-088GB	K	0.709	3.465	7.087	0.709	1.260	0.709	1.618	0.004	2176	3.0
C2A-SL32-RGK18A-168GB	K	0.709	6.614	15.748	0.709	1.260	0.709	1.618	0.004	2176	3.0
C2A-SL32-RGK18A-220GB	K	0.709	8.661	39.370	0.709	1.260	0.709	1.618	0.004	2176	3.0
C2A-SL40-LGK18A-040GB	K	0.709	1.575	2.756	0.709	1.575	0.709	1.776	0.004	2176	3.0
C2A-SL40-RGH18A-040GB	H	0.709	1.575	2.362	0.709	1.575	0.709	1.776	0.004	2176	2.2
C2A-SL40-RGH18A-052GB	H	0.709	2.047	2.835	0.709	1.575	0.709	1.776	0.004	2176	2.2
C2A-SL40-RGH18A-064GB	H	0.709	2.520	3.937	0.709	1.575	0.709	1.776	0.004	2176	2.2
C2A-SL40-RGH18A-092GB	H	0.709	3.622	5.512	0.709	1.575	0.709	1.776	0.004	2176	2.2
C2A-SL40-RGH18A-132GB	H	0.709	5.197	9.055	0.709	1.575	0.709	1.776	0.004	2176	2.2
C2A-SL40-RGH18A-220GB	H	0.709	8.661	19.685	0.709	1.575	0.709	1.776	0.004	2176	2.2
C2A-SL40-RGH18A-300GB	H	0.709	11.811	31.496	0.709	1.575	0.709	1.776	0.004	2176	2.2
C2A-SL40-RGJ18A-040GB	J	0.709	1.575	2.756	0.709	1.575	0.709	1.776	0.004	2176	2.6
C2A-SL40-RGJ18A-060GB	J	0.709	2.362	3.740	0.709	1.575	0.709	1.776	0.004	2176	2.6
C2A-SL40-RGJ18A-085GB	J	0.709	3.346	5.118	0.709	1.575	0.709	1.776	0.004	2176	2.6
C2A-SL40-RGJ18A-120GB	J	0.709	4.724	7.087	0.709	1.575	0.709	1.776	0.004	2176	2.6
C2A-SL40-RGJ18A-175GB	J	0.709	6.890	19.685	0.709	1.575	0.709	1.776	0.004	2176	2.6
C2A-SL40-RGJ18A-180GB	J	0.709	7.087	38.583	0.709	1.575	0.709	1.776	0.004	2176	2.6
C2A-SL40-RGK18A-040GB	K	0.709	1.575	2.756	0.709	1.575	0.709	1.776	0.004	2176	3.0
C2A-SL40-RGK18A-058GB	K	0.709	2.283	3.937	0.709	1.575	0.709	1.776	0.004	2176	3.0
C2A-SL40-RGK18A-088GB	K	0.709	3.465	7.087	0.709	1.575	0.709	1.776	0.004	2176	3.0
C2A-SL40-RGK18A-168GB	K	0.709	6.614	15.748	0.709	1.575	0.709	1.776	0.004	2176	3.0
C2A-SL40-RGK18A-220GB	K	0.709	8.661	39.370	0.709	1.575	0.709	1.776	0.004	2176	3.0

R = Right hand, L = Left hand



CoroCut[®] 2 cutting head for face grooving

Screw clamp design



Metric (mm)

	Ordering code	SSC	CDX [mm]	DAXIN [mm]	DAXX [mm]	OHX [mm]	LF [mm]	WF [mm]	HF [mm]	WSC [mm]	CP [bar]	TQ [Nm]
	C2A-SL70-LGH40A-290AB	H	40.0	290.0	500.0	15.0	17.00	66.00	0.1	70.0	80	5.6
	C2A-SL70-LGJ40A-290AB	J	40.0	290.0	500.0	15.0	17.50	66.00	0.1	70.0	80	5.6
	C2A-SL70-LGK40A-168AB	K	40.0	168.0	300.0	17.0	20.00	66.00	0.1	70.0	80	5.6
	C2A-SL70-LGK40A-288AB	K	40.0	288.0	500.0	15.0	18.00	66.00	0.1	70.0	80	5.5

R = Right hand, L = Left hand

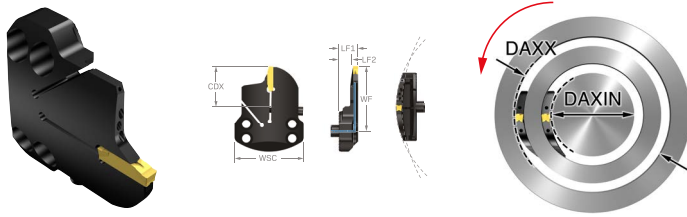
Imperial (inch)

	Ordering code	SSC	CDX [inch]	DAXIN [inch]	DAXX [inch]	OHX [inch]	LF [inch]	WF [inch]	HF [inch]	WSC [inch]	CP [lbf/in ²]	TQ [ft]
	C2A-SL70-LGH40A-290AB	H	1.575	11.417	19.685	0.591	0.669	2.598	0.004	2.756	1160	4.1
	C2A-SL70-LGJ40A-290AB	J	1.575	11.417	19.685	0.591	0.689	2.598	0.004	2.756	1160	4.1
	C2A-SL70-LGK40A-168AB	K	1.575	6.614	11.811	0.669	0.787	2.598	0.004	2.756	1160	4.1
	C2A-SL70-LGK40A-288AB	K	1.575	11.339	19.685	0.591	0.709	2.598	0.004	2.756	1160	4.1

R = Right hand, L = Left hand

CoroCut® 2 cutting head for face grooving

Spring clamp design



Metric (mm)

	Ordering code	SSC	CDX [mm]	DAXIN [mm]	DAXX [mm]	OHX [mm]	LF [mm]	WF [mm]	HF [mm]	WSC [mm]	CP [bar]	TQ [Nm]
	C2A-SL70-RGH40A-290AB	H	40.0	290.0	500.0	15.0	17.00	66.00	0.1	70.0	80	5.6
	C2A-SL70-RGJ40A-290AB	J	40.0	290.0	500.0	15.0	17.50	66.00	0.1	70.0	80	5.6
	C2A-SL70-RGK40A-168AB	K	40.0	168.0	300.0	17.0	20.00	66.00	0.1	70.0	80	5.6
	C2A-SL70-RGK40A-288AB	K	40.0	288.0	500.0	15.0	18.00	66.00	0.1	70.0	80	5.5

R = Right hand, L = Left hand

Imperial (inch)

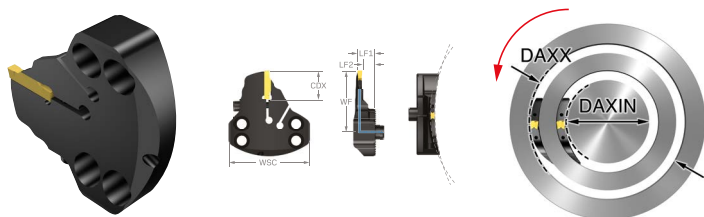
	Ordering code	SSC	CDX [inch]	DAXIN [inch]	DAXX [inch]	OHX [inch]	LF [inch]	WF [inch]	HF [inch]	WSC [inch]	CP [lbf/in2]	TQ [ft]
	C2A-SL70-RGH40A-290AB	H	1.575	11.417	19.685	0.591	0.669	2.598	0.004	2.756	1160	4.1
	C2A-SL70-RGJ40A-290AB	J	1.575	11.417	19.685	0.591	0.689	2.598	0.004	2.756	1160	4.1
	C2A-SL70-RGK40A-168AB	K	1.575	6.614	11.811	0.669	0.787	2.598	0.004	2.756	1160	4.1
	C2A-SL70-RGK40A-288AB	K	1.575	11.339	19.685	0.591	0.709	2.598	0.004	2.756	1160	4.1

R = Right hand, L = Left hand



CoroCut® 2 cutting head for face grooving

Spring clamp design



Metric (mm)

	Ordering code	SSC	CDX [mm]	DAXIN [mm]	DAXX [mm]	OHX [mm]	LF [mm]	WF [mm]	HF [mm]	WSC [mm]	CP [bar]	TQ [Nm]
	C2A-SL70-LGH15B-080AB	H	15.0	80.0	130.0	13.0	15.00	53.00	0.1	70.0	80	4.0
	C2A-SL70-LGH15B-120AB	H	15.0	120.0	200.0	13.0	15.00	53.00	0.1	70.0	80	4.0
	C2A-SL70-LGH15B-190AB	H	15.0	190.0	300.0	13.0	15.00	53.00	0.1	70.0	80	4.0
	C2A-SL70-LGH40B-290AB	H	40.0	290.0	500.0	15.0	17.00	66.00	0.1	70.0	80	5.6
	C2A-SL70-LGJ40B-290AB	J	40.0	290.0	500.0	15.0	17.50	66.00	0.1	70.0	80	5.6
	C2A-SL70-LGK40B-168AB	K	40.0	168.0	300.0	15.0	18.00	66.00	0.1	70.0	80	5.5
	C2A-SL70-LGK40B-288AB	K	40.0	288.0	500.0	15.0	18.00	66.00	0.1	70.0	80	5.5

R = Right hand. L = Left hand

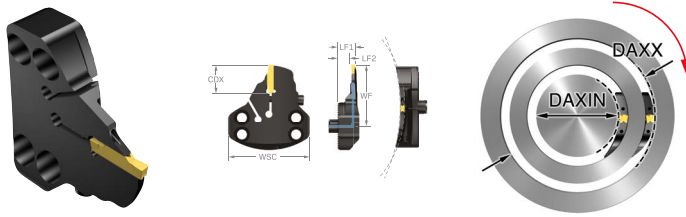
Imperial (inch)

	Ordering code	SSC	CDX [inch]	DAXIN [inch]	DAXX [inch]	OHX [inch]	LF [inch]	WF [inch]	HF [inch]	WSC [inch]	CP [lbf/in ²]	TQ [ft]
	C2A-SL70-LGH15B-080AB	H	0.591	3.150	5.118	0.512	0.591	2.087	0.004	2.756	1160	3.0
	C2A-SL70-LGH15B-120AB	H	0.591	4.724	7.874	0.512	0.591	2.087	0.004	2.756	1160	3.0
	C2A-SL70-LGH15B-190AB	H	0.591	7.480	11.811	0.512	0.591	2.087	0.004	2.756	1160	3.0
	C2A-SL70-LGH40B-290AB	H	1.575	11.417	19.685	0.591	0.669	2.598	0.004	2.756	1160	4.1
	C2A-SL70-LGJ40B-290AB	J	1.575	11.417	19.685	0.591	0.689	2.598	0.004	2.756	1160	4.1
	C2A-SL70-LGK40B-168AB	K	1.575	6.614	11.811	0.591	0.709	2.598	0.004	2.756	1160	4.1
	C2A-SL70-LGK40B-288AB	K	1.575	11.339	19.685	0.591	0.709	2.598	0.004	2.756	1160	4.1

R = Right hand. L = Left hand

CoroCut® 2 cutting head for face grooving

Spring clamp design



Metric (mm)

	Ordering code	SSC	CDX [mm]	DAXIN [mm]	DAXX [mm]	OHX [mm]	LF [mm]	WF [mm]	HF [mm]	WSC [mm]	CP [bar]	TQ [Nm]
	C2A-SL70-RGH15B-080AB	H	15.0	80.0	130.0	13.0	15.00	53.00	0.1	70.0	80	4.0
	C2A-SL70-RGH15B-120AB	H	15.0	120.0	200.0	13.0	15.00	53.00	0.1	70.0	80	4.0
	C2A-SL70-RGH15B-190AB	H	15.0	190.0	300.0	13.0	15.00	53.00	0.1	70.0	80	4.0
	C2A-SL70-RGH40B-290AB	H	40.0	290.0	500.0	15.0	17.00	66.00	0.1	70.0	80	5.6
	C2A-SL70-RGJ40B-290AB	J	40.0	290.0	500.0	15.0	17.50	66.00	0.1	70.0	80	5.6
	C2A-SL70-RGK40B-168AB	K	40.0	168.0	300.0	15.0	18.00	66.00	0.1	70.0	80	5.5
	C2A-SL70-RGK40B-288AB	K	40.0	288.0	500.0	15.0	18.00	66.00	0.1	70.0	80	5.5

R = Right hand. L = Left hand

Imperial (inch)

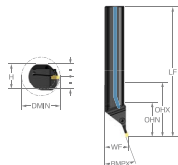
	Ordering code	SSC	CDX [inch]	DAXIN [inch]	DAXX [inch]	OHX [inch]	LF [inch]	WF [inch]	HF [inch]	WSC [inch]	CP [lbf/in2]	TQ [ft]
	C2A-SL70-RGH15B-080AB	H	0.591	3.150	5.118	0.512	0.591	2.087	0.004	2.756	1160	3.0
	C2A-SL70-RGH15B-120AB	H	0.591	4.724	7.874	0.512	0.591	2.087	0.004	2.756	1160	3.0
	C2A-SL70-RGH15B-190AB	H	0.591	7.480	11.811	0.512	0.591	2.087	0.004	2.756	1160	3.0
	C2A-SL70-RGH40B-290AB	H	1.575	11.417	19.685	0.591	0.669	2.598	0.004	2.756	1160	4.1
	C2A-SL70-RGJ40B-290AB	J	1.575	11.417	19.685	0.591	0.689	2.598	0.004	2.756	1160	4.1
	C2A-SL70-RGK40B-168AB	K	1.575	6.614	11.811	0.591	0.709	2.598	0.004	2.756	1160	4.1
	C2A-SL70-RGK40B-288AB	K	1.575	11.339	19.685	0.591	0.709	2.598	0.004	2.756	1160	4.1

R = Right hand. L = Left hand



CoroCut[®] 2 boring bar for profiling

Screw clamp design



Metric (mm)

RMPX
[deg]

20.00

	Ordering code	SSC	CDX [mm]	DMIN ₁ [mm]	OHX [mm]	OHN [mm]	DCON _{MS} [mm]	H [mm]	LF [mm]	WF [mm]	HF [mm]	CP [bar]	TQ [Nm]
	NEW C2T-CF40-LX20J25GB	J	25.0	63.5	160.0	55.0	40.00	37.00	254.00	26.00	0.0	40	5.0
	NEW C2T-CF40-LX20L25GB	L	25.0	63.5	160.0	55.0	40.00	37.00	254.00	26.00	0.0	40	5.0
	NEW C2T-CF40-RX20J25GB	J	25.0	63.5	160.0	55.0	40.00	37.00	254.00	26.00	0.0	40	5.0
	NEW C2T-CF40-RX20L25GB	L	25.0	63.5	160.0	55.0	40.00	37.00	254.00	26.00	0.0	40	5.0

R = Right hand, L = Left hand

Imperial (inch)

RMPX
[deg]

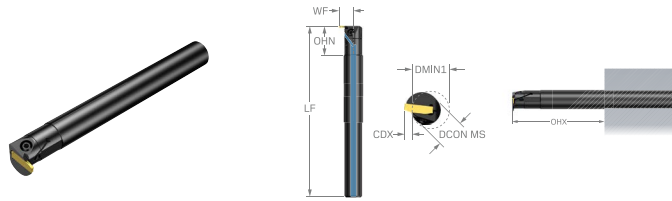
20.00

	Ordering code	SSC	CDX [inch]	DMIN ₁ [inch]	OHX [inch]	OHN [inch]	DCON _{MS} [inch]	H [inch]	LF [inch]	WF [inch]	HF [inch]	CP [lbf/in ²]	TQ [ft]
	NEW C2T-CFA24-LX20J25GB	J	0.984	2.52	6.000	2.165	1.500	1.374	10.000	1.000	0.000	580	3.7
	NEW C2T-CFA24-LX20L25GB	L	0.984	2.52	6.000	2.165	1.500	1.374	10.000	1.000	0.000	580	3.7
	NEW C2T-CFA24-RX20J25GB	J	0.984	2.52	6.000	2.165	1.500	1.374	10.000	1.000	0.000	580	3.7
	NEW C2T-CFA24-RX20L25GB	L	0.984	2.52	6.000	2.165	1.500	1.374	10.000	1.000	0.000	580	3.7

R = Right hand, L = Left hand

CoroCut® 2 boring bar for internal grooving

Screw clamp design



Metric (mm)

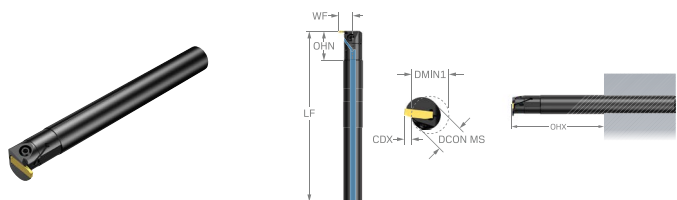
Ordering code	SSC	CDX [mm]	DMIN ₁ [mm]	OHX [mm]	OHN [mm]	DCON _{MS} [mm]	LF [mm]	WF [mm]	HF [mm]	CP [bar]	TQ [Nm]
C2R-CE16-LD04GB	D	4.5	25.0	64.0	25.0	16.00	150.00	12.50	0.0	150	3.0
C2R-CE16-RD04GB	D	4.5	25.0	64.0	25.0	16.00	150.00	12.50	0.0	150	3.0
C2R-CE20-LD05GB	D	5.0	32.0	80.0	30.0	20.00	180.00	15.25	0.0	150	3.0
C2R-CE20-LE05GB	E	5.0	32.0	80.0	30.0	20.00	180.00	15.25	0.0	150	3.5
C2R-CE20-LG06GB	G	6.0	32.0	80.0	30.0	20.00	180.00	15.25	0.0	150	4.0
C2R-CE20-RD05GB	D	5.0	32.0	80.0	30.0	20.00	180.00	15.25	0.0	150	3.0
C2R-CE20-RE05GB	E	5.0	32.0	80.0	30.0	20.00	180.00	15.25	0.0	150	3.5
C2R-CE20-RG06GB	G	6.0	32.0	80.0	30.0	20.00	180.00	15.25	0.0	150	4.0
C2R-CE25-LE07GB	E	7.0	32.0	100.0	35.0	25.00	200.00	19.75	0.0	150	3.5
C2R-CE25-LG07GB	G	7.0	32.0	100.0	35.0	25.00	200.00	19.75	0.0	150	4.0
C2R-CE25-LH07GB	H	7.0	32.0	100.0	35.0	25.00	200.00	19.25	0.0	150	4.5
C2R-CE25-LJ08GB	J	8.0	32.0	100.0	35.0	25.00	200.00	19.75	0.0	150	5.0
C2R-CE25-RE07GB	E	7.0	32.0	100.0	35.0	25.00	200.00	19.75	0.0	150	3.5
C2R-CE25-RG07GB	G	7.0	32.0	100.0	35.0	25.00	200.00	19.75	0.0	150	4.0
C2R-CE25-RH07GB	H	7.0	32.0	100.0	35.0	25.00	200.00	19.25	0.0	150	4.5
C2R-CE25-RJ08GB	J	8.0	32.0	100.0	35.0	25.00	200.00	19.75	0.0	150	5.0

R = Right hand, L = Left hand



CoroCut® 2 boring bar for internal grooving

Screw clamp design



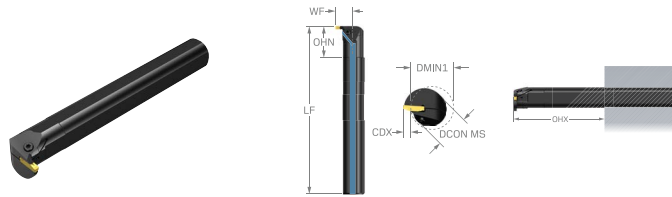
Imperial (inch)

	Ordering code	SSC	CDX [inch]	DMIN ₁ [inch]	OHX [inch]	OHN [inch]	DCON _{MS} [inch]	LF [inch]	WF [inch]	HF [inch]	CP [lbf/in ²]	TQ [ft]
	C2R-CEA10-LD04GB	D	0.177	0.98	2.500	0.984	0.625	5.905	0.492	0.000	2176	2.2
	C2R-CEA10-RD04GB	D	0.177	0.98	2.500	0.984	0.625	5.905	0.492	0.000	2176	2.2
	C2R-CEA12-LD05GB	D	0.197	1.26	3.000	1.181	0.750	7.087	0.591	0.000	2176	2.2
	C2R-CEA12-LE05GB	E	0.197	1.26	3.000	1.181	0.750	7.087	0.591	0.000	2176	2.6
	C2R-CEA12-LG06GB	G	0.236	1.26	3.000	1.181	0.750	7.087	0.600	0.000	2176	3.0
	C2R-CEA12-RD05GB	D	0.197	1.26	3.000	1.181	0.750	7.087	0.591	0.000	2176	2.2
	C2R-CEA12-RE05GB	E	0.197	1.26	3.000	1.181	0.750	7.087	0.591	0.000	2176	2.6
	C2R-CEA12-RG06GB	G	0.236	1.26	3.000	1.181	0.750	7.087	0.600	0.000	2176	3.0
	C2R-CEA16-LE07GB	E	0.280	1.26	4.000	1.378	1.000	7.874	0.785	0.000	2176	2.6
	C2R-CEA16-LG07GB	G	0.276	1.26	4.000	1.378	1.000	7.874	0.778	0.000	2176	3.0
	C2R-CEA16-LH07GB	H	0.276	1.26	4.000	1.378	1.000	7.874	0.758	0.000	2176	3.3
	C2R-CEA16-LJ08GB	J	0.315	1.26	4.000	1.378	1.000	7.874	0.778	0.000	2176	3.7
	C2R-CEA16-RE07GB	E	0.280	1.26	4.000	1.378	1.000	7.874	0.785	0.000	2176	2.6
	C2R-CEA16-RG07GB	G	0.276	1.26	4.000	1.378	1.000	7.874	0.778	0.000	2176	3.0
	C2R-CEA16-RH07GB	H	0.276	1.26	4.000	1.378	1.000	7.874	0.758	0.000	2176	3.3
	C2R-CEA16-RJ08GB	J	0.315	1.26	4.000	1.378	1.000	7.874	0.778	0.000	2176	3.7

R = Right hand, L = Left hand

CoroCut® 2 boring bar for internal grooving

Screw clamp design



Metric (mm)

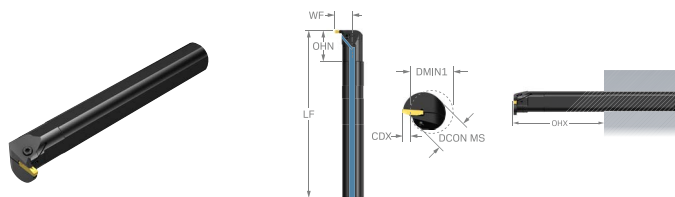
Ordering code	SSC	CDX [mm]	DMIN ₁ [mm]	OHX [mm]	OHN [mm]	DCON _{MS} [mm]	H [mm]	LF [mm]	WF [mm]	HF [mm]	CP [bar]	TQ [Nm]
C2R-CF32-LE09GB	E	9.5	40.0	128.0	45.0	32.00	30.00	250.00	25.50	0.0	150	4.0
C2R-CF32-LG09GB	G	9.0	40.0	128.0	45.0	32.00	30.00	250.00	25.25	0.0	150	4.5
C2R-CF32-LH10GB	H	10.0	40.0	128.0	45.0	32.00	30.00	250.00	26.50	0.0	150	4.5
C2R-CF32-LJ11GB	J	11.0	40.0	128.0	45.0	32.00	30.00	250.00	27.00	0.0	150	5.0
C2R-CF32-RE09GB	E	9.5	40.0	128.0	45.0	32.00	30.00	250.00	25.50	0.0	150	4.0
C2R-CF32-RG09GB	G	9.0	40.0	128.0	45.0	32.00	30.00	250.00	25.25	0.0	150	4.5
C2R-CF32-RH10GB	H	10.0	40.0	128.0	45.0	32.00	30.00	250.00	26.50	0.0	150	4.5
C2R-CF32-RJ11GB	J	11.0	40.0	128.0	45.0	32.00	30.00	250.00	27.00	0.0	150	5.0
C2R-CF40-LG11GB	G	11.0	50.0	160.0	55.0	40.00	37.00	300.00	31.00	0.0	150	4.5
C2R-CF40-LH11GB	H	11.0	50.0	160.0	55.0	40.00	37.00	300.00	31.00	0.0	150	5.0
C2R-CF40-LJ11GB	J	11.0	50.0	160.0	55.0	40.00	37.00	300.00	31.00	0.0	150	5.5
C2R-CF40-LK11GB	K	11.0	50.0	160.0	55.0	40.00	37.00	300.00	31.00	0.0	150	5.5
C2R-CF40-RG11GB	G	11.0	50.0	160.0	55.0	40.00	37.00	300.00	31.00	0.0	150	4.5
C2R-CF40-RH11GB	H	11.0	50.0	160.0	55.0	40.00	37.00	300.00	31.00	0.0	150	5.0
C2R-CF40-RJ11GB	J	11.0	50.0	160.0	55.0	40.00	37.00	300.00	31.00	0.0	150	5.5
C2R-CF40-RK11GB	K	11.0	50.0	160.0	55.0	40.00	37.00	300.00	31.00	0.0	150	5.5
C2R-CF50-LH13GB	H	13.0	60.0	200.0	65.0	50.00	47.00	350.00	38.25	0.0	150	5.0
C2R-CF50-LJ13GB	J	13.0	60.0	200.0	65.0	50.00	47.00	350.00	38.25	0.0	150	5.5
C2R-CF50-LK13GB	K	13.0	60.0	200.0	65.0	50.00	47.00	350.00	38.25	0.0	150	5.5
C2R-CF50-RH13GB	H	13.0	60.0	200.0	65.0	50.00	47.00	350.00	38.25	0.0	150	5.0
C2R-CF50-RJ13GB	J	13.0	60.0	200.0	65.0	50.00	47.00	350.00	38.25	0.0	150	5.5
C2R-CF50-RK13GB	K	13.0	60.0	200.0	65.0	50.00	47.00	350.00	38.25	0.0	150	5.5

R = Right hand, L = Left hand



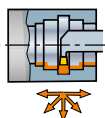
CoroCut® 2 boring bar for internal grooving

Screw clamp design



Imperial (inch)

Ordering code	SSC	CDX [inch]	DMIN ₁ [inch]	OHX [inch]	OHN [inch]	DCON _{MS} [inch]	H [inch]	LF [inch]	WF [inch]	HF [inch]	CP [lb/in ²]	TQ [ft]
C2R-CFA20-LE09GB	E	0.374	1.57	5.000	1.772	1.250	1.181	9.842	1.014	0.000	2176	3.0
C2R-CFA20-LG09GB	G	0.354	1.57	5.000	1.772	1.250	1.181	9.842	1.014	0.000	2176	3.3
C2R-CFA20-LH10GB	H	0.394	1.57	5.000	1.772	1.250	1.181	9.842	1.053	0.000	2176	3.3
C2R-CFA20-LJ11GB	J	0.433	1.57	5.000	1.772	1.250	1.181	9.842	1.073	0.000	2176	3.7
C2R-CFA20-RE09GB	E	0.374	1.57	5.000	1.772	1.250	1.181	9.842	1.014	0.000	2176	3.0
C2R-CFA20-RG09GB	G	0.354	1.57	5.000	1.772	1.250	1.181	9.842	1.014	0.000	2176	3.3
C2R-CFA20-RH10GB	H	0.394	1.57	5.000	1.772	1.250	1.181	9.842	1.053	0.000	2176	3.3
C2R-CFA20-RJ11GB	J	0.433	1.57	5.000	1.772	1.250	1.181	9.842	1.073	0.000	2176	3.7
C2R-CFA24-LG11GB	G	0.430	1.97	6.000	2.165	1.500	1.374	11.811	1.189	0.000	2176	3.3
C2R-CFA24-LH11GB	H	0.430	1.97	6.000	2.165	1.500	1.374	11.811	1.220	0.000	2176	3.3
C2R-CFA24-LJ11GB	J	0.433	1.97	6.000	2.165	1.500	1.374	11.811	1.189	0.000	2176	3.7
C2R-CFA24-LK11GB	K	0.430	1.97	6.000	2.165	1.500	1.374	11.811	1.189	0.000	2176	4.1
C2R-CFA24-RG11GB	G	0.430	1.97	6.000	2.165	1.500	1.374	11.811	1.189	0.000	2176	3.3
C2R-CFA24-RH11GB	H	0.430	1.97	6.000	2.165	1.500	1.374	11.811	1.220	0.000	2176	3.3
C2R-CFA24-RJ11GB	J	0.433	1.97	6.000	2.165	1.500	1.374	11.811	1.189	0.000	2176	3.7
C2R-CFA24-RK11GB	K	0.430	1.97	6.000	2.165	1.500	1.374	11.811	1.189	0.000	2176	4.1
C2R-CFA32-LH13GB	H	0.512	2.36	8.000	2.559	2.000	1.874	13.780	1.506	0.000	2176	3.7
C2R-CFA32-LJ13GB	J	0.512	2.36	8.000	2.559	2.000	1.874	13.780	1.524	0.000	2176	4.1
C2R-CFA32-LK13GB	K	0.512	2.36	8.000	2.559	2.000	1.874	13.780	1.524	0.000	2176	4.1
C2R-CFA32-RH13GB	H	0.512	2.36	8.000	2.559	2.000	1.874	13.780	1.506	0.000	2176	3.7
C2R-CFA32-RJ13GB	J	0.512	2.36	8.000	2.559	2.000	1.874	13.780	1.524	0.000	2176	4.1
C2R-CFA32-RK13GB	K	0.512	2.36	8.000	2.559	2.000	1.874	13.780	1.524	0.000	2176	4.1



R = Right hand, L = Left hand

SANDVIK
Coromant

CoroMill® MS20

Read more about CoroMill® MS20:
sandvik.coromant.com/coromillms20

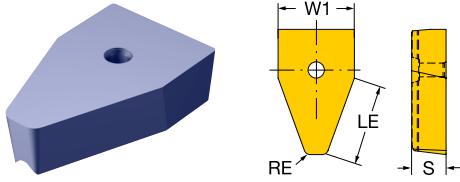


Milling

Inserts	276		
CoroMill® 176 insert for gear milling	276		
CoroMill® 200 insert for milling	277		
CoroMill® 210 insert for milling	281		
CoroMill® 245 insert for milling	282		
CoroMill® 300 insert for milling	284		
CoroMill® 327 solid carbide head for grooving	288		
CoroMill® 328 insert for groove milling	290		
CoroMill® 331 insert for side and facemilling	291		
CoroMill® QD insert for grooving	300		
CoroMill® 345 insert for milling	306		
CoroMill® 365 insert for milling	309		
CoroMill® 390 insert for milling	312		
CoroMill® 415 insert for milling	319		
CoroMill® 419 insert for milling	320		
CoroMill® 490 insert for milling	321		
CoroMill® 495 insert for milling	323		
CoroMill® 600 insert for milling	324		
CoroMill® 690 insert for milling	326		
CoroMill® 745 insert for milling	328		
CoroMill® 790 insert for milling	329		
T-Max® Long edge insert for milling	331		
Plunge milling insert	332		
CoroMill® Century insert for milling	333		
CoroMill® MS20 insert for milling	334		
CoroMill® MH20 insert for milling	335		
CoroMill® MS60 insert for milling	336		
CoroMill® MR80 insert for milling	337		
CoroMill® MF80 insert for milling	338		
Groove milling	339		
CoroMill® 328 groove milling cutter	339		
Face milling	340		
M5B90 face milling cutter	340		
M5C90 face milling cutter	341		
CoroMill® MF80 face milling cutter	342		
CoroMill® MH20 face milling cutter	343		
CoroMill® MR80 face milling cutter	346		
Square shoulder milling	349		
CoroMill® MS20 square shoulder milling cutter	349		
CoroMill® MS60 square shoulder milling cutter	360		
Optimized solid round tools	361		
CoroMill® Plura solid carbide ball nose end mill	361		
		CoroMill® Plura solid carbide lollipop end mill	371
		CoroMill® Plura solid carbide end mill for Heavy Duty milling	377
		Versatile solid round tools	396
		CoroMill® Dura solid carbide end mill for General Machining	396



CoroMill® 176 insert for gear milling



Metric (mm)

		P				
Ordering code		1230	SSC	S [mm]	PRSPC	W1 [mm]
PM	NEW 176M40-N100608E-PM	○	10	5.50	module 4	9.8
	NEW 176M60-N150612E-PM	○	15	5.50	module 6	14.7
	NEW 176M80-N210616E-PM	○	21	5.50	module 8	19.5

● = First choice ○ = Good choice

Imperial (inch)

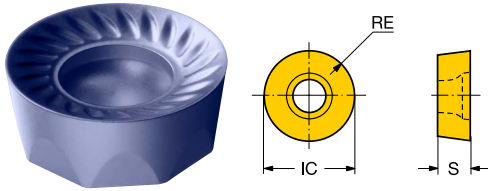
		P				
Ordering code		1230	SSC	S [inch]	PRSPC	W1 [inch]
PM	NEW 176M40-N100608E-PM	○	10	0.217	module 4	0.4
	NEW 176M60-N150612E-PM	○	15	0.217	module 6	0.6
	NEW 176M80-N210616E-PM	○	21	0.217	module 8	0.8

● = First choice ○ = Good choice



CoroMill® 200 insert for milling

Profil milling



Metric (mm)

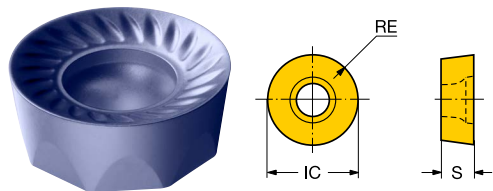
				P	M						
		Ordering code		1230	1230	SSC	S [mm]	RE [mm]	IC [mm]	APMX [mm]	HAND
Heavy	PH	NEW	RCKT 09 T3 00-PH	●		09	3.97	4.8	9.52	4.8	Neutral
		NEW	RCKT 12 04 M0-PH	●		12	4.76	6.0	12.00	1.8	Neutral
		NEW	RCKT 16 06 M0-PH	●		16	6.35	8.0	16.00	2.3	Neutral
		NEW	RCKT 20 06 M0-PH	●		20	6.35	10.0	20.00	2.9	Neutral
Light	PL	NEW	RCHT 10 T3 M0-PL	●	○	10	3.97	5.0	10.00	5.0	Neutral
		NEW	RCHT 12 04 M0-PL	●	○	12	4.76	6.0	12.00	1.8	Neutral
		NEW	RCHT 16 06 M0-PL	●	○	16	6.35	8.0	16.00	2.3	Neutral
		NEW	RCHT 20 06 M0-PL	●	○	20	6.35	10.0	20.00	2.9	Neutral
Medium	PM	NEW	RCKT 10 T3 M0-PM	●	○	10	3.97	5.0	10.00	5.0	Neutral
		NEW	RCKT 12 04 M0-PM	●	○	12	4.76	6.0	12.00	1.8	Neutral
		NEW	RCKT 16 06 M0-PM	●	○	16	6.35	8.0	16.00	2.3	Neutral
		NEW	RCKT 20 06 M0-PM	●	○	20	6.35	10.0	20.00	2.9	Neutral

● = First choice ○ = Good choice



CoroMill® 200 insert for milling

Profil milling



Imperial (inch)

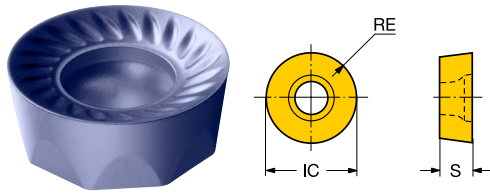
		P		M						
		1230	1230	SSC	S	RE	IC	APMX	HAND	
		[inch]								
Ordering code										
Heavy	PH	NEW RCKT 09 T3 00-PH	●		3/8	0.156	0.188	0.375	0.188	Neutral
		NEW RCKT 12 04 M0-PH	●		.472	0.188	0.236	0.472	0.069	Neutral
		NEW RCKT 16 06 M0-PH	●		.630	0.250	0.315	0.630	0.092	Neutral
		NEW RCKT 20 06 M0-PH	●		.787	0.250	0.394	0.787	0.115	Neutral
Light	PL	NEW RCHT 10 T3 M0-PL	●	○	.394	0.156	0.197	0.394	0.197	Neutral
		NEW RCHT 12 04 M0-PL	●	○	.472	0.188	0.236	0.472	0.069	Neutral
		NEW RCHT 16 06 M0-PL	●	○	.630	0.250	0.315	0.630	0.092	Neutral
		NEW RCHT 20 06 M0-PL	●	○	.787	0.250	0.394	0.787	0.115	Neutral
Medium	PM	NEW RCKT 10 T3 M0-PM	●	○	.394	0.156	0.197	0.394	0.197	Neutral
		NEW RCKT 12 04 M0-PM	●	○	.472	0.188	0.236	0.472	0.069	Neutral
		NEW RCKT 16 06 M0-PM	●	○	.630	0.250	0.315	0.630	0.092	Neutral
		NEW RCKT 20 06 M0-PM	●	○	.787	0.250	0.394	0.787	0.115	Neutral

● = First choice ○ = Good choice



CoroMill® 200 insert for milling

Profil milling



Metric (mm)

				P	M						
		Ordering code		1230	1230	SSC	S [mm]	RE [mm]	IC [mm]	APMX [mm]	HAND
Heavy	PH	NEW	RCKT 10 T3 M0-PH	●		10	3.97	5.0	10.00	5.0	Neutral
		NEW	RCKT 13 04 00-PH	●		13	4.76	6.3	12.70	1.9	Neutral
		NEW	RCKT 19 06 00-PH	●		19	6.35	9.5	19.05	2.8	Neutral
Light	PL	NEW	RCHT 09 T3 00-PL	●	○	09	3.97	4.8	9.52	4.8	Neutral
		NEW	RCHT 13 04 00-PL	●	○	13	4.76	6.3	12.70	1.9	Neutral
		NEW	RCHT 19 06 00-PL	●	○	19	6.35	9.5	19.05	2.8	Neutral
Medium	PM	NEW	RCKT 09 T3 00-PM	●	○	09	3.97	4.8	9.52	4.8	Neutral
		NEW	RCKT 13 04 00-PM	●	○	13	4.76	6.3	12.70	1.9	Neutral
		NEW	RCKT 19 06 00-PM	●	○	19	6.35	9.5	19.05	2.8	Neutral

● = First choice ○ = Good choice

Imperial (inch)

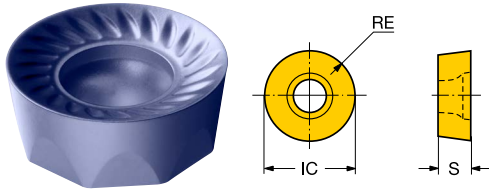
				P	M						
		Ordering code		1230	1230	SSC	S [inch]	RE [inch]	IC [inch]	APMX [inch]	HAND
Heavy	PH	NEW	RCKT 10 T3 M0-PH	●		.394	0.156	0.197	0.394	0.197	Neutral
		NEW	RCKT 13 04 00-PH	●		1/2	0.188	0.250	0.500	0.073	Neutral
		NEW	RCKT 19 06 00-PH	●		3/4	0.250	0.375	0.750	0.110	Neutral

● = First choice ○ = Good choice



CoroMill® 200 insert for milling

Profil milling



Imperial (inch)

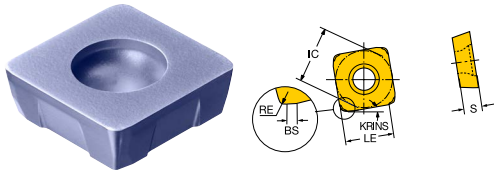
				P	M						
		Ordering code	1230	1230	SSC	S	RE	IC	APMX	HAND	
						[inch]	[inch]	[inch]	[inch]		
Light	PL	NEW RCHT 09 T3 00-PL	●	○	3/8	0.156	0.188	0.375	0.188	Neutral	
		NEW RCHT 13 04 00-PL	●	○	1/2	0.188	0.250	0.500	0.073	Neutral	
		NEW RCHT 19 06 00-PL	●	○	3/4	0.250	0.375	0.750	0.110	Neutral	
Medium	PM	NEW RCKT 09 T3 00-PM	●	○	3/8	0.156	0.188	0.375	0.188	Neutral	
		NEW RCKT 13 04 00-PM	●	○	1/2	0.188	0.250	0.500	0.073	Neutral	
		NEW RCKT 19 06 00-PM	●	○	3/4	0.250	0.375	0.750	0.110	Neutral	

● = First choice ○ = Good choice



CoroMill® 210 insert for milling

Face milling



Metric (mm)

		P		M											
		1230	1230	SSC	S	BS	RE	IC	REEQ	LE	BSR	APMX	KRINS	HAND	
					[mm]	[mm]	[mm]	[mm]	[mm]	[mm]	[mm]	[mm]	[deg]		
Medium PM	NEW	R210-09 04 12M-PM	●	○	09	4.00	0.8	1.0	9.40	2.5	6.2		1.2	10.00	Right
	NEW	R210-09 04 14E-PM	●	○	09	4.50	0.7	1.4	9.50	2.5	5.8	50.0	1.2	10.00	Neutral
	NEW	R210-14 05 12M-PM	●	○	14	4.76	0.8	1.0	14.50	3.5	11.3		2.0	10.00	Right
	NEW	R210-14 05 14E-PM	●	○	14	5.26	0.7	1.4	14.60	3.5	10.8	50.0	2.0	10.00	Neutral

● = First choice ○ = Good choice

Imperial (inch)

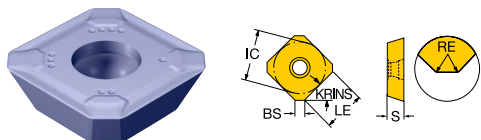
		P		M											
		1230	1230	SSC	S	BS	RE	IC	REEQ	LE	BSR	APMX	KRINS	HAND	
					[inch]	[inch]	[inch]	[inch]	[inch]	[inch]	[inch]	[inch]	[deg]		
Medium PM	NEW	R210-09 04 12M-PM	●	○	09	0.157	0.030	0.039	0.370	0.098	0.244		0.047	10.000	Right
	NEW	R210-09 04 14E-PM	●	○	09	0.177	0.026	0.055	0.374	0.098	0.227	1.969	0.047	10.000	Neutral
	NEW	R210-14 05 12M-PM	●	○	14	0.188	0.030	0.039	0.571	0.138	0.445		0.079	10.000	Right
	NEW	R210-14 05 14E-PM	●	○	14	0.207	0.028	0.055	0.575	0.138	0.426	1.969	0.079	10.000	Neutral

● = First choice ○ = Good choice



CoroMill® 245 insert for milling

Face milling



Metric (mm)

				P		M									
		Ordering code		1230	1230	SSC	S	BS	RE	IC	LE	BSR	APMX	KRINS	HAND
							[mm]	[mm]	[mm]	[mm]	[mm]	[mm]	[mm]	[deg]	
Light	ML	NEW	R245-12 T3 E-ML	●	○	12	3.97	2.1	1.5	13.40	10.0	200.0	6.5	45.00	Right
	PL	NEW	R245-12 T3 E-PL	●	○	12	3.97	2.1	1.5	13.40	10.0	200.0	6.5	45.00	Right
		NEW	R245-12 T3 M-PL	●	○	12	3.97	2.0	1.5	13.40	10.0		6.5	45.00	Right
Medium	PM	NEW	R245-12 T3 M-PM	●	○	12	3.97	2.0	1.5	13.40	10.0		6.5	45.00	Right
		NEW	R245-18 T6 M-PM	●	○	18	6.10	1.5	1.0	18.00	13.9		9.8	45.00	Right

● = First choice ○ = Good choice

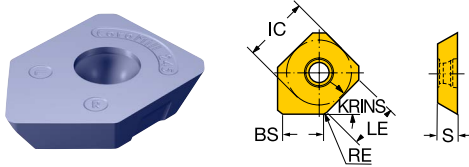
Imperial (inch)

				P		M									
		Ordering code		1230	1230	SSC	S	BS	RE	IC	LE	BSR	APMX	KRINS	HAND
							[inch]	[inch]	[inch]	[inch]	[inch]	[inch]	[inch]	[deg]	
Light	ML	NEW	R245-12 T3 E-ML	●	○	12	0.156	0.083	0.059	0.528	0.394	7.874	0.256	45.000	Right
	PL	NEW	R245-12 T3 E-PL	●	○	12	0.156	0.083	0.059	0.528	0.394	7.874	0.256	45.000	Right
		NEW	R245-12 T3 M-PL	●	○	12	0.156	0.080	0.059	0.528	0.394		0.256	45.000	Right
Medium	PM	NEW	R245-12 T3 M-PM	●	○	12	0.156	0.080	0.059	0.528	0.394		0.256	45.000	Right
		NEW	R245-18 T6 M-PM	●	○	18	0.240	0.059	0.039	0.709	0.547		0.384	45.000	Right

● = First choice ○ = Good choice

CoroMill® 245 insert for milling

Face milling



Metric (mm)

				P	M										
		Ordering code		1230	1230	SSC	S	BS	RE	IC	LE	BSR	APMX	KRINS	HAND
							[mm]	[mm]	[mm]	[mm]	[mm]	[mm]	[mm]	[deg]	
Light	W	NEW	R245-12 T3 E-W	●	○	12	3.97	8.2	1.5	13.40	10.0	500.0	2.5	45.00	Right
		NEW	R245-18 T6 E-W	●	○	18	6.10	10.8	1.0	18.00	13.9	500.0	9.8	45.00	Right

● = First choice ○ = Good choice

Imperial (inch)

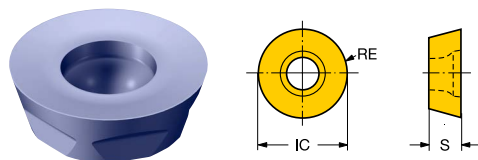
				P	M										
		Ordering code		1230	1230	SSC	S	BS	RE	IC	LE	BSR	APMX	KRINS	HAND
							[inch]	[inch]	[inch]	[inch]	[inch]	[inch]	[inch]	[deg]	
Light	W	NEW	R245-12 T3 E-W	●	○	12	0.156	0.323	0.059	0.528	0.394	19.685	0.098	45.000	Right
		NEW	R245-18 T6 E-W	●	○	18	0.240	0.425	0.039	0.709	0.547	19.685	0.384	45.000	Right

● = First choice ○ = Good choice



CoroMill® 300 insert for milling

Profil milling



Metric (mm)

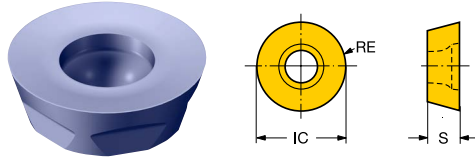
		P		M					
		1230	1230	SSC	S [mm]	RE [mm]	IC [mm]	APMX [mm]	HAND
Ordering code		1230	1230	SSC	S [mm]	RE [mm]	IC [mm]	APMX [mm]	HAND
Heavy	PH	NEW R300-0828M-PH	●	08	2.78	4.0	8.00	4.0	Neutral
		NEW R300-1032M-PH	●	10	3.17	5.0	10.00	2.5	Neutral
		NEW R300-1240M-PH	●	12	3.97	6.0	12.00	3.0	Neutral
		NEW R300-1648M-PH	●	16	4.76	8.0	16.00	4.0	Neutral
		NEW R300-2060M-PH	●	20	6.48	10.0	20.00	2.9	Neutral
Light	PL	NEW R300-0828E-PL	● ○	08	2.78	4.0	8.00	4.0	Neutral
		NEW R300-1032E-PL	● ○	10	3.17	5.0	10.00	2.5	Neutral
		NEW R300-1240E-PL	● ○	12	3.97	6.0	12.00	3.0	Neutral
		NEW R300-1648E-PL	● ○	16	4.76	8.0	16.00	4.0	Neutral
		NEW R300-2060E-PL	● ○	20	6.48	10.0	20.00	2.9	Neutral
Medium	PM	NEW R300-0517E-PM	●	05	1.70	2.5	5.00	2.5	Neutral
		NEW R300-0720E-PM	●	07 20	1.99	3.5	7.00	3.5	Neutral
		NEW R300-0724E-PM	●	07 24	2.38	3.5	7.00	3.5	Neutral
		NEW R300-0828E-PM	●	08	2.78	4.0	8.00	4.0	Neutral
		NEW R300-0828M-PM	●	08	2.78	4.0	8.00	4.0	Neutral
		NEW R300-1032E-PM	●	10	3.17	5.0	10.00	2.5	Neutral
		NEW R300-1032M-PM	●	10	3.17	5.0	10.00	2.5	Neutral
		NEW R300-1240E-PM	●	12	3.97	6.0	12.00	3.0	Neutral
		NEW R300-1240M-PM	●	12	3.97	6.0	12.00	3.0	Neutral
		NEW R300-1648E-PM	●	16	4.76	8.0	16.00	4.0	Neutral
		NEW R300-1648M-PM	●	16	4.76	8.0	16.00	4.0	Neutral
		NEW R300-2060E-PM	●	20	6.48	10.0	20.00	2.9	Neutral
		NEW R300-2060M-PM	●	20	6.48	10.0	20.00	2.9	Neutral

● = First choice ○ = Good choice



CoroMill® 300 insert for milling

Profil milling



Imperial (inch)

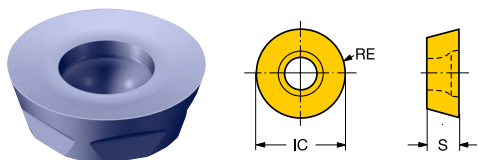
		P		M					
		1230	1230	SSC	S [inch]	RE [inch]	IC [inch]	APMX [inch]	HAND
Ordering code		1230	1230	SSC	S [inch]	RE [inch]	IC [inch]	APMX [inch]	HAND
Heavy	PH	NEW R300-0828M-PH	●	08	0.109	0.157	0.315	0.157	Neutral
		NEW R300-1032M-PH	●	10	0.125	0.197	0.394	0.098	Neutral
		NEW R300-1240M-PH	●	12	0.156	0.236	0.472	0.118	Neutral
		NEW R300-1648M-PH	●	16	0.188	0.315	0.630	0.157	Neutral
		NEW R300-2060M-PH	●	20	0.255	0.394	0.787	0.115	Neutral
Light	PL	NEW R300-0828E-PL	● ○	08	0.109	0.157	0.315	0.157	Neutral
		NEW R300-1032E-PL	● ○	10	0.125	0.197	0.394	0.098	Neutral
		NEW R300-1240E-PL	● ○	12	0.156	0.236	0.472	0.118	Neutral
		NEW R300-1648E-PL	● ○	16	0.188	0.315	0.630	0.157	Neutral
		NEW R300-2060E-PL	● ○	20	0.255	0.394	0.787	0.115	Neutral
Medium	PM	NEW R300-0517E-PM	●	05	0.067	0.098	0.197	0.098	Neutral
		NEW R300-0720E-PM	●	07 20	0.078	0.138	0.276	0.138	Neutral
		NEW R300-0724E-PM	●	07 24	0.094	0.138	0.276	0.138	Neutral
		NEW R300-0828E-PM	●	08	0.109	0.157	0.315	0.157	Neutral
		NEW R300-0828M-PM	●	08	0.109	0.157	0.315	0.157	Neutral
		NEW R300-1032E-PM	●	10	0.125	0.197	0.394	0.098	Neutral
		NEW R300-1032M-PM	●	10	0.125	0.197	0.394	0.098	Neutral
		NEW R300-1240E-PM	●	12	0.156	0.236	0.472	0.118	Neutral
		NEW R300-1240M-PM	●	12	0.156	0.236	0.472	0.118	Neutral
		NEW R300-1648E-PM	●	16	0.188	0.315	0.630	0.157	Neutral
		NEW R300-1648M-PM	●	16	0.188	0.315	0.630	0.157	Neutral
		NEW R300-2060E-PM	●	20	0.255	0.394	0.787	0.115	Neutral
		NEW R300-2060M-PM	●	20	0.255	0.394	0.787	0.115	Neutral

● = First choice ○ = Good choice



CoroMill® 300 insert for milling

Profil milling



Metric (mm)

		P		M						
		1230	1230	SSC	S	RE	IC	APMX	HAND	
Ordering code		1230	1230		[mm]	[mm]	[mm]	[mm]		
Heavy	PH	NEW	R300-1340M-PH	●	13	3.97	6.3	12.70	3.2	Neutral
		NEW	R300-2570M-PH	●	25	7.94	12.7	25.40	3.7	Neutral
Light	PL	NEW	R300-1340E-PL	● ○	13	3.97	6.3	12.70	3.2	Neutral
		NEW	R300-2570E-PL	● ○	25	7.94	12.7	25.40	3.7	Neutral
Medium	PM	NEW	R300-0932E-PM	●	09	3.17	4.8	9.52	2.4	Neutral
		NEW	R300-0932M-PM	●	09	3.17	4.8	9.52	2.4	Neutral
		NEW	R300-1340E-PM	●	13	3.97	6.3	12.70	3.2	Neutral
		NEW	R300-1340M-PM	●	13	3.97	6.3	12.70	3.2	Neutral
		NEW	R300-2570M-PM	●	25	7.94	12.7	25.40	3.7	Neutral

● = First choice ○ = Good choice

Imperial (inch)

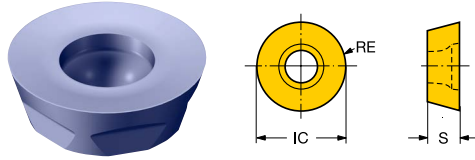
		P		M						
		1230	1230	SSC	S	RE	IC	APMX	HAND	
Ordering code		1230	1230		[inch]	[inch]	[inch]	[inch]		
Heavy	PH	NEW	R300-1340M-PH	●	13	0.156	0.250	0.500	0.125	Neutral
		NEW	R300-2570M-PH	●	25	0.313	0.500	1.000	0.146	Neutral
Light	PL	NEW	R300-1340E-PL	● ○	13	0.156	0.250	0.500	0.125	Neutral
		NEW	R300-2570E-PL	● ○	25	0.313	0.500	1.000	0.146	Neutral

● = First choice ○ = Good choice



CoroMill® 300 insert for milling

Profil milling



Imperial (inch)

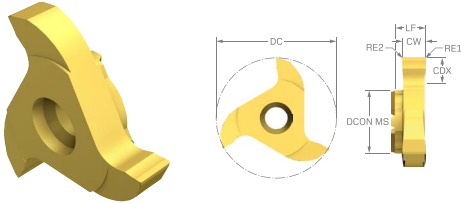
		P		M						
Ordering code		1230	1230	SSC	S [inch]	RE [inch]	IC [inch]	APMX [inch]	HAND	
Medium PM	NEW R300-0932E-PM	●		09	0.125	0.188	0.375	0.094	Neutral	
	NEW R300-0932M-PM	●		09	0.125	0.188	0.375	0.094	Neutral	
	NEW R300-1340E-PM	●		13	0.156	0.250	0.500	0.125	Neutral	
	NEW R300-1340M-PM	●		13	0.156	0.250	0.500	0.125	Neutral	
	NEW R300-2570M-PM	●		25	0.313	0.500	1.000	0.146	Neutral	

● = First choice ○ = Good choice



CoroMill® 327 solid carbide head for grooving

Groove milling



Metric (mm)

Ordering code						CDX [mm]	CW [mm]
	P	S	K	M	N		
NEW 327R12-2830002-GLM	○	○	○	○	○	6.5	3.00
NEW 327R12-2840002-GLM	○	○	○	○	○	6.5	4.00
NEW 327R12-2850002-GLM	○	○	○	○	○	6.5	5.00
NEW 327R12-2850002-GMM	○	○	○	○	○	6.5	5.00
NEW 327R12-2860002-GLM	○	○	○	○	○	6.5	6.00
NEW 327R12-2860002-GMM	○	○	○	○	○	6.5	6.00
NEW 327R14-2850002-GM	○	○	○	○	○	6.5	5.00
NEW 327R14-2860002-GM	○	○	○	○	○	6.5	6.00

● = First choice ○ = Good choice

Imperial (inch)

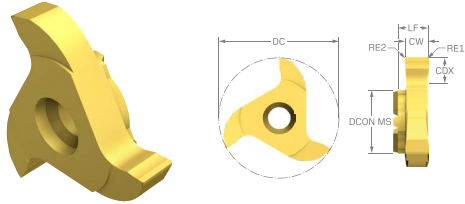
Ordering code						CDX [inch]	CW [inch]
	P	S	K	M	N		
NEW 327R12-2830002-GLM	○	○	○	○	○	0.256	0.118
NEW 327R12-2840002-GLM	○	○	○	○	○	0.256	0.157
NEW 327R12-2850002-GLM	○	○	○	○	○	0.256	0.197
NEW 327R12-2850002-GMM	○	○	○	○	○	0.256	0.197
NEW 327R12-2860002-GLM	○	○	○	○	○	0.256	0.236

● = First choice ○ = Good choice



CoroMill® 327 solid carbide head for grooving

Groove milling



Imperial (inch)

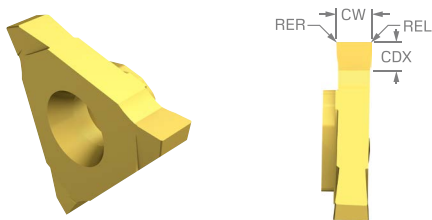
Ordering code						CDX [inch]	CW [inch]
	P	S	K	M	N		
	1025	1025	1025	1025	1025		
NEW 327R12-2860002-GMM	○	○	○	○	○	0.256	0.236
NEW 327R14-2850002-GM	○	○	○	○	○	0.256	0.197
NEW 327R14-2860002-GM	○	○	○	○	○	0.256	0.236

● = First choice ○ = Good choice



CoroMill® 328 insert for groove milling

Groove milling



Metric (mm)

					P	K	M					
		Ordering code			1025	1025	1025	SSC	S [mm]	CDX [mm]	CW [mm]	HAND
Medium GM	NEW	328R13-20002-GM	○	○	○	13	5.40	5.0	2.00	Right		
	NEW	328R13-25002-GM	○	○	○	13	5.40	5.0	2.50	Right		
	NEW	328R13-30002-GM	○	○	○	13	5.40	5.0	3.00	Right		
	NEW	328R13-40002-GM	○	○	○	13	5.40	5.0	4.00	Right		
	NEW	328R13-50002-GM	○	○	○	13	5.40	5.0	5.00	Right		

● = First choice ○ = Good choice

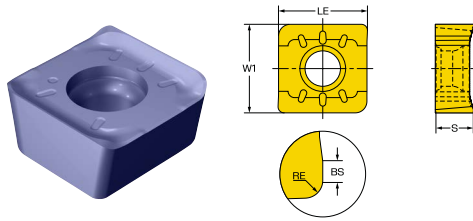
Imperial (inch)

					P	K	M					
		Ordering code			1025	1025	1025	SSC	S [inch]	CDX [inch]	CW [inch]	HAND
Medium GM	NEW	328R13-20002-GM	○	○	○	13	0.213	0.197	0.079	Right		
	NEW	328R13-25002-GM	○	○	○	13	0.213	0.197	0.098	Right		
	NEW	328R13-30002-GM	○	○	○	13	0.213	0.197	0.118	Right		
	NEW	328R13-40002-GM	○	○	○	13	0.213	0.197	0.157	Right		
	NEW	328R13-50002-GM	○	○	○	13	0.213	0.197	0.197	Right		

● = First choice ○ = Good choice

CoroMill® 331 insert for side and facemilling

Groove milling



Metric (mm)

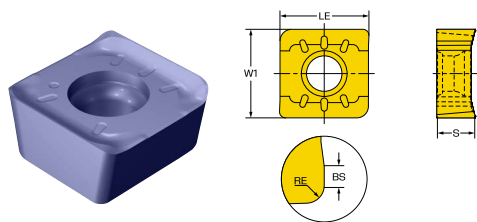
		P		M									
Ordering code		1230	1230	SSC	S [mm]	BS [mm]	RE [mm]	W1 [mm]	LE [mm]	APMX [mm]	KRINS [deg]	HAND	
Medium	M30	NEW L331.1A-115015E-M30	●		11	4.95	1.2	1.5	11.5	10.7	10.7	90.00	Left
		NEW L331.1A-115023E-M30	●		11	5.00	1.2	2.3	11.5	10.7	10.7	90.00	Left
		NEW L331.1A-115030E-M30	●		11	5.00	1.3	3.0	11.5	10.7	10.7	90.00	Left
		NEW R331.1A-115015E-M30	●		11	5.00	1.2	1.5	11.5	10.7	10.7	90.00	Right
		NEW R331.1A-115023E-M30	●		11	5.00	1.2	2.3	11.5	10.7	10.7	90.00	Right
		NEW R331.1A-115030E-M30	●		11	5.00	1.3	3.0	11.5	10.7	10.7	90.00	Right
	WM	NEW L331.1A-08 45 40H-WM	●	○	08	4.45	1.4	4.0	9.5	7.7	7.7	90.00	Left
		NEW L331.1A-11 50 40H-WM	●	○	11	4.95	1.4	4.0	11.5	10.7	10.7	90.00	Left
		NEW L331.1A-14 50 40H-WM	●	○	14	4.95	1.4	4.0	11.5	13.7	13.7	90.00	Left
		NEW R331.1A-08 45 40H-WM	●	○	08	4.45	1.4	4.0	9.5	7.7	7.7	90.00	Right
		NEW R331.1A-11 50 40H-WM	●	○	11	4.95	1.4	4.0	11.5	10.7	10.7	90.00	Right
		NEW R331.1A-14 50 40H-WM	●	○	14	4.95	1.4	4.0	11.5	13.7	13.7	90.00	Right

● = First choice ○ = Good choice



CoroMill® 331 insert for side and face milling

Groove milling



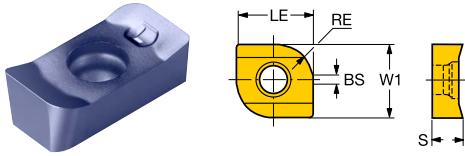
Imperial (inch)

		P		M									
Ordering code		1230	1230	SSC	S [inch]	BS [inch]	RE [inch]	W1 [inch]	LE [inch]	APMX [inch]	KRINS [deg]	HAND	
Medium	M30	NEW L331.1A-115015E-M30	●		11	0.195	0.047	0.060	0.5	0.421	0.421	90.000	Left
		NEW L331.1A-115023E-M30	●		11	0.197	0.047	0.090	0.5	0.421	0.421	90.000	Left
		NEW L331.1A-115030E-M30	●		11	0.197	0.051	0.120	0.5	0.421	0.421	90.000	Left
		NEW R331.1A-115015E-M30	●		11	0.197	0.047	0.060	0.5	0.421	0.421	90.000	Right
		NEW R331.1A-115023E-M30	●		11	0.197	0.047	0.090	0.5	0.421	0.421	90.000	Right
		NEW R331.1A-115030E-M30	●		11	0.197	0.051	0.120	0.5	0.421	0.421	90.000	Right
	WM	NEW L331.1A-08 45 40H-WM	●	○	08	0.175	0.055	0.157	0.4	0.303	0.303	90.000	Left
		NEW L331.1A-11 50 40H-WM	●	○	11	0.195	0.055	0.157	0.5	0.421	0.421	90.000	Left
		NEW L331.1A-14 50 40H-WM	●	○	14	0.195	0.055	0.157	0.5	0.539	0.539	90.000	Left
		NEW R331.1A-08 45 40H-WM	●	○	08	0.175	0.055	0.157	0.4	0.303	0.303	90.000	Right
		NEW R331.1A-11 50 40H-WM	●	○	11	0.195	0.055	0.157	0.5	0.421	0.421	90.000	Right
		NEW R331.1A-14 50 40H-WM	●	○	14	0.195	0.055	0.157	0.5	0.539	0.539	90.000	Right

● = First choice ○ = Good choice

CoroMill® 331 insert for side and facemilling

Groove milling



Metric (mm)

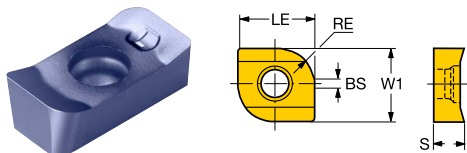
		P		M									
Ordering code		1230	1230	SSC	S	BS	RE	W1	LE	APMX	KRINS	HAND	
					[mm]	[mm]	[mm]	[mm]	[mm]	[mm]	[deg]		
NEW	L331.1A-04 35 15H-WL	●	○	04	3.50	0.4	1.5	9.5	4.6	4.6	90.00	Left	
NEW	L331.1A-04 35 23H-WL	●	○	04	3.50	0.4	2.3	9.5	4.6	4.6	90.00	Left	
NEW	L331.1A-05 45 15H-WL	●	○	05	4.45	1.2	1.5	9.5	5.7	5.7	90.00	Left	
NEW	L331.1A-05 45 23H-WL	●	○	05	4.45	1.2	2.3	9.5	5.7	5.7	90.00	Left	
NEW	L331.1A-05 45 30H-WL	●	○	05	4.45	1.3	3.0	9.5	5.7	5.7	90.00	Left	
NEW	L331.1A-08 45 15H-WL	●	○	08	4.45	1.2	1.5	9.5	7.7	7.7	90.00	Left	
NEW	L331.1A-08 45 23H-WL	●	○	08	4.45	1.2	2.3	9.5	7.7	7.7	90.00	Left	
NEW	L331.1A-08 45 30H-WL	●	○	08	4.45	1.3	3.0	9.5	7.7	7.7	90.00	Left	
NEW	L331.1A-11 50 15H-WL	●	○	11	4.95	1.2	1.5	11.5	10.7	10.7	90.00	Left	
NEW	L331.1A-11 50 23H-WL	●	○	11	4.95	1.2	2.3	11.5	10.7	10.7	90.00	Left	
NEW	L331.1A-11 50 30H-WL	●	○	11	4.95	1.3	3.0	11.5	10.7	10.7	90.00	Left	
NEW	L331.1A-11 50 48H-WL	●	○	11	4.95	1.5	4.8	11.5	10.7	10.7	90.00	Left	
NEW	L331.1A-11 50 63H-WL	●	○	11	4.95	1.6	6.3	11.5	10.7	10.7	90.00	Left	
NEW	L331.1A-14 50 15H-WL	●	○	14	4.95	1.2	1.5	11.5	13.7	13.7	90.00	Left	
NEW	L331.1A-14 50 23H-WL	●	○	14	4.95	1.2	2.3	11.5	13.7	13.7	90.00	Left	
NEW	L331.1A-14 50 30H-WL	●	○	14	4.95	1.3	3.0	11.5	13.7	13.7	90.00	Left	
NEW	L331.1A-14 50 48H-WL	●	○	14	4.95	1.5	4.8	11.5	13.7	13.7	90.00	Left	
NEW	L331.1A-14 50 63H-WL	●	○	14	4.95	1.6	6.3	11.5	13.7	13.7	90.00	Left	
NEW	R331.1A-04 35 15H-WL	●	○	04	3.50	0.4	1.5	9.5	4.6	4.6	90.00	Right	
NEW	R331.1A-04 35 23H-WL	●	○	04	3.50	0.4	2.3	9.5	4.6	4.6	90.00	Right	
NEW	R331.1A-05 45 15H-WL	●	○	05	4.45	1.2	1.5	9.5	5.7	5.7	90.00	Right	
NEW	R331.1A-05 45 23H-WL	●	○	05	4.45	1.2	2.3	9.5	5.7	5.7	90.00	Right	
NEW	R331.1A-05 45 30H-WL	●	○	05	4.45	1.3	3.0	9.5	5.7	5.7	90.00	Right	
NEW	R331.1A-08 45 15H-WL	●	○	08	4.50	1.2	1.5	9.5	7.7	7.7	90.00	Right	
NEW	R331.1A-08 45 23H-WL	●	○	08	4.50	1.2	2.3	9.5	7.7	7.7	90.00	Right	
NEW	R331.1A-08 45 30H-WL	●	○	08	4.45	1.3	3.0	9.5	7.7	7.7	90.00	Right	
NEW	R331.1A-11 50 15H-WL	●	○	11	5.00	1.2	1.5	11.5	10.7	10.7	90.00	Right	

● = First choice ○ = Good choice



CoroMill® 331 insert for side and face milling

Groove milling



Metric (mm)

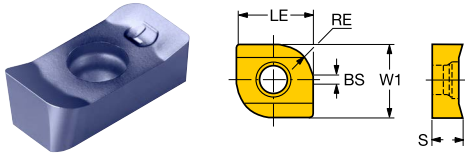
		P		M								
Ordering code		1230	1230	SSC	S [mm]	BS [mm]	RE [mm]	W1 [mm]	LE [mm]	APMX [mm]	KRINS [deg]	HAND
Light WL	NEW R331.1A-11 50 23H-WL	●	○	11	5.00	1.2	2.3	11.5	10.7	10.7	90.00	Right
	NEW R331.1A-11 50 30H-WL	●	○	11	4.95	1.3	3.0	11.5	10.7	10.7	90.00	Right
	NEW R331.1A-11 50 48H-WL	●	○	11	4.95	1.5	4.8	11.5	10.7	10.7	90.00	Right
	NEW R331.1A-11 50 63H-WL	●	○	11	4.95	1.6	6.3	11.5	10.7	10.7	90.00	Right
	NEW R331.1A-14 50 15H-WL	●	○	14	4.95	1.2	1.5	11.5	13.7	13.7	90.00	Right
	NEW R331.1A-14 50 23H-WL	●	○	14	4.95	1.2	2.3	11.5	13.7	13.7	90.00	Right
	NEW R331.1A-14 50 30H-WL	●	○	14	4.95	1.3	3.0	11.5	13.7	13.7	90.00	Right
	NEW R331.1A-14 50 48H-WL	●	○	14	4.95	1.5	4.8	11.5	13.7	13.7	90.00	Right
	NEW R331.1A-14 50 63H-WL	●	○	14	4.95	1.6	6.3	11.5	13.7	13.7	90.00	Right

● = First choice ○ = Good choice



CoroMill® 331 insert for side and face milling

Groove milling



Imperial (inch)

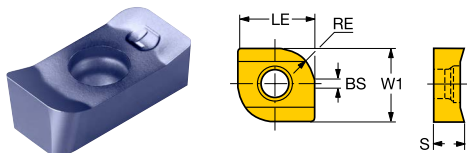
		P		M										
Ordering code		1230	1230	SSC	S [inch]	BS [inch]	RE [inch]	W1 [inch]	LE [inch]	APMX [inch]	KRINS [deg]	HAND		
		●	○											
NEW	L331.1A-04 35 15H-WL	●	○	04	0.138	0.016	0.060	0.4	0.181	0.181	90.000	Left		
NEW	L331.1A-04 35 23H-WL	●	○	04	0.138	0.016	0.090	0.4	0.181	0.181	90.000	Left		
NEW	L331.1A-05 45 15H-WL	●	○	05	0.175	0.047	0.060	0.4	0.224	0.224	90.000	Left		
NEW	L331.1A-05 45 23H-WL	●	○	05	0.175	0.047	0.090	0.4	0.224	0.224	90.000	Left		
NEW	L331.1A-05 45 30H-WL	●	○	05	0.175	0.051	0.120	0.4	0.224	0.224	90.000	Left		
NEW	L331.1A-08 45 15H-WL	●	○	08	0.175	0.047	0.060	0.4	0.303	0.303	90.000	Left		
NEW	L331.1A-08 45 23H-WL	●	○	08	0.175	0.047	0.090	0.4	0.303	0.303	90.000	Left		
NEW	L331.1A-08 45 30H-WL	●	○	08	0.175	0.051	0.120	0.4	0.303	0.303	90.000	Left		
NEW	L331.1A-11 50 15H-WL	●	○	11	0.195	0.047	0.060	0.5	0.421	0.421	90.000	Left		
NEW	L331.1A-11 50 23H-WL	●	○	11	0.195	0.047	0.090	0.5	0.421	0.421	90.000	Left		
NEW	L331.1A-11 50 30H-WL	●	○	11	0.195	0.051	0.120	0.5	0.421	0.421	90.000	Left		
NEW	L331.1A-11 50 48H-WL	●	○	11	0.195	0.059	0.190	0.5	0.421	0.421	90.000	Left		
NEW	L331.1A-11 50 63H-WL	●	○	11	0.195	0.063	0.250	0.5	0.421	0.421	90.000	Left		
NEW	L331.1A-14 50 15H-WL	●	○	14	0.195	0.047	0.060	0.5	0.539	0.539	90.000	Left		
NEW	L331.1A-14 50 23H-WL	●	○	14	0.195	0.047	0.090	0.5	0.539	0.539	90.000	Left		
NEW	L331.1A-14 50 30H-WL	●	○	14	0.195	0.051	0.120	0.5	0.539	0.539	90.000	Left		
NEW	L331.1A-14 50 48H-WL	●	○	14	0.195	0.059	0.190	0.5	0.539	0.539	90.000	Left		
NEW	L331.1A-14 50 63H-WL	●	○	14	0.195	0.063	0.250	0.5	0.539	0.539	90.000	Left		
NEW	R331.1A-04 35 15H-WL	●	○	04	0.138	0.016	0.060	0.4	0.181	0.181	90.000	Right		
NEW	R331.1A-04 35 23H-WL	●	○	04	0.138	0.016	0.090	0.4	0.181	0.181	90.000	Right		
NEW	R331.1A-05 45 15H-WL	●	○	05	0.175	0.047	0.060	0.4	0.224	0.224	90.000	Right		
NEW	R331.1A-05 45 23H-WL	●	○	05	0.175	0.047	0.090	0.4	0.224	0.224	90.000	Right		
NEW	R331.1A-05 45 30H-WL	●	○	05	0.175	0.051	0.120	0.4	0.224	0.224	90.000	Right		
NEW	R331.1A-08 45 15H-WL	●	○	08	0.177	0.047	0.060	0.4	0.303	0.303	90.000	Right		
NEW	R331.1A-08 45 23H-WL	●	○	08	0.177	0.047	0.090	0.4	0.303	0.303	90.000	Right		
NEW	R331.1A-08 45 30H-WL	●	○	08	0.175	0.051	0.120	0.4	0.303	0.303	90.000	Right		
NEW	R331.1A-11 50 15H-WL	●	○	11	0.197	0.047	0.060	0.5	0.421	0.421	90.000	Right		

● = First choice ○ = Good choice



CoroMill® 331 insert for side and face milling

Groove milling



Imperial (inch)

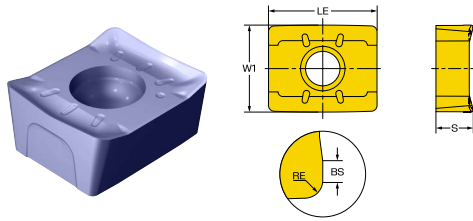
		P		M									
Ordering code		1230	1230	SSC	S [inch]	BS [inch]	RE [inch]	W1 [inch]	LE [inch]	APMX [inch]	KRINS [deg]	HAND	
Light WL	NEW R331.1A-11 50 23H-WL	●	○	11	0.197	0.047	0.090	0.5	0.421	0.421	90.000	Right	
	NEW R331.1A-11 50 30H-WL	●	○	11	0.195	0.051	0.120	0.5	0.421	0.421	90.000	Right	
	NEW R331.1A-11 50 48H-WL	●	○	11	0.195	0.059	0.190	0.5	0.421	0.421	90.000	Right	
	NEW R331.1A-11 50 63H-WL	●	○	11	0.195	0.063	0.250	0.5	0.421	0.421	90.000	Right	
	NEW R331.1A-14 50 15H-WL	●	○	14	0.195	0.047	0.060	0.5	0.539	0.539	90.000	Right	
	NEW R331.1A-14 50 23H-WL	●	○	14	0.195	0.047	0.090	0.5	0.539	0.539	90.000	Right	
	NEW R331.1A-14 50 30H-WL	●	○	14	0.195	0.051	0.120	0.5	0.539	0.539	90.000	Right	
	NEW R331.1A-14 50 48H-WL	●	○	14	0.195	0.059	0.190	0.5	0.539	0.539	90.000	Right	
	NEW R331.1A-14 50 63H-WL	●	○	14	0.195	0.063	0.250	0.5	0.539	0.539	90.000	Right	

● = First choice ○ = Good choice



CoroMill® 331 insert for side and facemilling

Groove milling



Metric (mm)

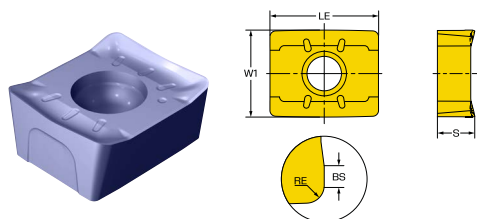
		P		M									
Ordering code		1230	1230	SSC	S [mm]	BS [mm]	RE [mm]	W1 [mm]	LE [mm]	APMX [mm]	KRINS [deg]	HAND	
Light	L50	NEW N331.1A-043505E-L50	●	○	04	3.50	0.4	0.5	9.5	4.6	4.6	90.00	Neutral
		NEW N331.1A-054508E-L50	●	○	05	4.45	1.2	0.8	9.5	5.7	5.7	90.00	Neutral
		NEW N331.1A-084508E-L50	●	○	08	4.45	1.2	0.8	9.5	7.7	7.7	90.00	Neutral
		NEW N331.1A-115008E-L50	●	○	11	4.95	1.2	0.8	11.5	10.7	10.7	90.00	Neutral
		NEW N331.1A-145008E-L50	●	○	14	4.95	1.2	0.8	11.5	13.7	13.7	90.00	Neutral
	NL	NEW N331.1A-04 35 05H-NL	●	○	04	3.50	0.2	0.5	9.5	4.6	4.6	90.00	Neutral
		NEW N331.1A-05 45 08H-NL	●	○	05	4.45	0.8	0.8	9.5	5.7	5.7	90.00	Neutral
		NEW N331.1A-08 45 08H-NL	●	○	08	4.45	0.9	0.8	9.5	7.7	7.7	90.00	Neutral
		NEW N331.1A-11 50 08H-NL	●	○	11	4.95	1.3	0.8	11.5	10.7	10.7	90.00	Neutral
		NEW N331.1A-14 50 08H-NL	●	○	14	4.95	1.1	0.8	11.5	13.7	13.7	90.00	Neutral
PL	NEW N331.1A-08 45 20H-PL	●	○	08	4.45	1.2	2.0	9.5	6.5	6.5	90.00	Neutral	
	NEW N331.1A-11 50 20H-PL	●	○	11	5.00	1.2	2.0	11.5	9.5	9.5	90.00	Neutral	
WL	NEW N331.1A-04 35 05H-WL	●	○	04	3.50	0.4	0.5	9.5	4.6	4.6	90.00	Neutral	
	NEW N331.1A-05 45 08H-WL	●	○	05	4.45	1.2	0.8	9.5	5.7	5.7	90.00	Neutral	
	NEW N331.1A-08 45 08H-WL	●	○	08	4.45	1.2	0.8	9.5	7.7	7.7	90.00	Neutral	
	NEW N331.1A-11 50 08H-WL	●	○	11	4.95	1.2	0.8	11.5	10.7	10.7	90.00	Neutral	
	NEW N331.1A-14 50 08H-WL	●	○	14	4.95	1.2	0.8	11.5	13.7	13.7	90.00	Neutral	
Medium	M30	NEW N331.1A-043505E-M30	●		04	3.50	0.4	0.5	9.5	4.6	4.6	90.00	Neutral
		NEW N331.1A-054508E-M30	●		05	4.45	1.2	0.8	9.5	5.7	5.7	90.00	Neutral
		NEW N331.1A-084508E-M30	●		08	4.45	1.2	0.8	9.5	7.7	7.7	90.00	Neutral
		NEW N331.1A-115008E-M30	●		11	4.95	1.2	0.8	11.5	10.7	10.7	90.00	Neutral
		NEW N331.1A-145008E-M30	●		14	4.95	1.2	0.8	11.5	13.7	13.7	90.00	Neutral
	PM	NEW N331.1A-08 45 20H-PM	●		08	4.45	1.2	2.0	9.5	6.5	6.5	90.00	Neutral
		NEW N331.1A-11 50 20H-PM	●		11	4.95	1.2	2.0	11.5	9.5	9.5	90.00	Neutral

● = First choice ○ = Good choice



CoroMill® 331 insert for side and face milling

Groove milling



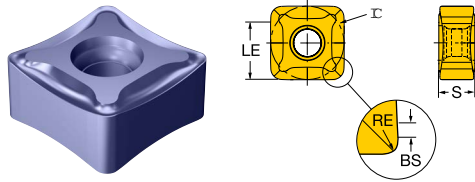
Imperial (inch)

		P		M										
Ordering code		1230	1230	SSC	S [inch]	BS [inch]	RE [inch]	W1 [inch]	LE [inch]	APMX [inch]	KRINS [deg]	HAND		
Light	L50	NEW	N331.1A-043505E-L50	●	○	04	0.138	0.016	0.020	0.4	0.181	0.181	90.000	Neutral
		NEW	N331.1A-054508E-L50	●	○	05	0.175	0.047	0.031	0.4	0.224	0.224	90.000	Neutral
		NEW	N331.1A-084508E-L50	●	○	08	0.175	0.047	0.031	0.4	0.303	0.303	90.000	Neutral
		NEW	N331.1A-115008E-L50	●	○	11	0.195	0.047	0.031	0.5	0.421	0.421	90.000	Neutral
		NEW	N331.1A-145008E-L50	●	○	14	0.195	0.047	0.031	0.5	0.539	0.539	90.000	Neutral
	NL	NEW	N331.1A-04 35 05H-NL	●	○	04	0.138	0.008	0.020	0.4	0.181	0.181	90.000	Neutral
		NEW	N331.1A-05 45 08H-NL	●	○	05	0.175	0.031	0.031	0.4	0.224	0.224	90.000	Neutral
		NEW	N331.1A-08 45 08H-NL	●	○	08	0.175	0.035	0.031	0.4	0.303	0.303	90.000	Neutral
		NEW	N331.1A-11 50 08H-NL	●	○	11	0.195	0.051	0.031	0.5	0.421	0.421	90.000	Neutral
		NEW	N331.1A-14 50 08H-NL	●	○	14	0.195	0.043	0.031	0.5	0.539	0.539	90.000	Neutral
WL	NEW	N331.1A-08 45 20H-PL	●	○	08	0.175	0.047	0.079	0.4	0.256	0.256	90.000	Neutral	
	NEW	N331.1A-11 50 20H-PL	●	○	11	0.197	0.047	0.079	0.5	0.374	0.374	90.000	Neutral	
	NEW	N331.1A-04 35 05H-WL	●	○	04	0.138	0.016	0.020	0.4	0.181	0.181	90.000	Neutral	
	NEW	N331.1A-05 45 08H-WL	●	○	05	0.175	0.047	0.031	0.4	0.224	0.224	90.000	Neutral	
	NEW	N331.1A-08 45 08H-WL	●	○	08	0.175	0.047	0.031	0.4	0.303	0.303	90.000	Neutral	
Medium	M30	NEW	N331.1A-11 50 08H-WL	●	○	11	0.195	0.047	0.031	0.5	0.421	0.421	90.000	Neutral
		NEW	N331.1A-14 50 08H-WL	●	○	14	0.195	0.047	0.031	0.5	0.539	0.539	90.000	Neutral
		NEW	N331.1A-043505E-M30	●		04	0.138	0.016	0.020	0.4	0.181	0.181	90.000	Neutral
		NEW	N331.1A-054508E-M30	●		05	0.175	0.047	0.031	0.4	0.224	0.224	90.000	Neutral
		NEW	N331.1A-084508E-M30	●		08	0.175	0.047	0.031	0.4	0.303	0.303	90.000	Neutral
	PM	NEW	N331.1A-115008E-M30	●		11	0.195	0.047	0.031	0.5	0.421	0.421	90.000	Neutral
		NEW	N331.1A-145008E-M30	●		14	0.195	0.047	0.031	0.5	0.539	0.539	90.000	Neutral
		NEW	N331.1A-08 45 20H-PM	●		08	0.175	0.047	0.079	0.4	0.256	0.256	90.000	Neutral
		NEW	N331.1A-11 50 20H-PM	●		11	0.195	0.047	0.079	0.5	0.374	0.374	90.000	Neutral

● = First choice ○ = Good choice

CoroMill® 331 insert for side and facemilling

Groove milling



Metric (mm)

		P M											
		1230	1230	SSC	S	BS	RE	IC	LE	APMX	KRINS	HAND	
					[mm]	[mm]	[mm]	[mm]	[mm]	[mm]	[deg]		
Medium PM	NEW	N331.1D-136508E-PM	● ○	13	6.55	1.2	0.8	13.40	11.4	11.4	88.00	Neutral	
	NEW	N331.1D-136520E-PM	● ○	13	6.55	1.2	2.0	13.40	10.2	10.1	88.00	Neutral	

● = First choice ○ = Good choice

Imperial (inch)

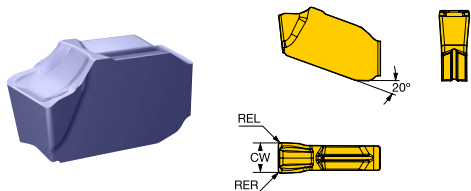
		P M											
		1230	1230	SSC	S	BS	RE	IC	LE	APMX	KRINS	HAND	
					[inch]	[inch]	[inch]	[inch]	[inch]	[inch]	[deg]		
Medium PM	NEW	N331.1D-136508E-PM	● ○	13	0.258	0.047	0.031	0.528	0.449	0.449	88.000	Neutral	
	NEW	N331.1D-136520E-PM	● ○	13	0.258	0.047	0.079	0.528	0.402	0.398	88.000	Neutral	

● = First choice ○ = Good choice



CoroMill® QD insert for grooving

Groove milling



Metric (mm)

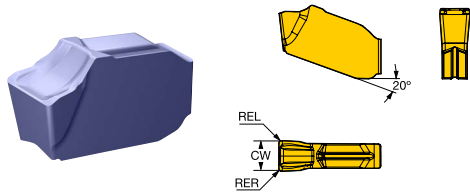
		P		M					
Ordering code		1230	1230	SSC	S [mm]	CW [mm]	RER [mm]	REL [mm]	HAND
Heavy	PH	NEW QD-NE-0200-035M-PH	●	E	3.10	2.00	0.35	0.35	Neutral
		NEW QD-NF-0239-035M-PH	●	F	3.10	2.39	0.35	0.35	Neutral
		NEW QD-NF-0250-035M-PH	●	F	3.10	2.50	0.35	0.35	Neutral
		NEW QD-NG-0300-035M-PH	●	G	3.10	3.00	0.35	0.35	Neutral
		NEW QD-NG-0318-035M-PH	●	G	3.10	3.18	0.35	0.35	Neutral
		NEW QD-NH-0400-040M-PH	●	H	4.00	4.00	0.40	0.40	Neutral
		NEW QD-NJ-0476-045M-PH	●	J	5.00	4.76	0.45	0.45	Neutral
		NEW QD-NJ-0500-045M-PH	●	J	5.00	5.00	0.45	0.45	Neutral
		NEW QD-NK-0600-050M-PH	●	K	5.00	6.00	0.50	0.50	Neutral
		NEW QD-NK-0635-050M-PH	●	K	5.00	6.35	0.50	0.50	Neutral
Light	PL	NEW QD-NE-0200-020E-PL	● ○	E	3.10	2.00	0.20	0.20	Neutral
		NEW QD-NF-0239-020E-PL	● ○	F	3.10	2.39	0.20	0.20	Neutral
		NEW QD-NF-0250-020E-PL	● ○	F	3.10	2.50	0.20	0.20	Neutral
		NEW QD-NG-0300-020E-PL	● ○	G	3.10	3.00	0.20	0.20	Neutral
		NEW QD-NG-0318-020E-PL	● ○	G	3.10	3.18	0.20	0.20	Neutral
		NEW QD-NH-0400-025E-PL	● ○	H	4.00	4.00	0.25	0.25	Neutral
		NEW QD-NJ-0476-030E-PL	● ○	J	5.00	4.76	0.30	0.30	Neutral
		NEW QD-NJ-0500-030E-PL	● ○	J	5.00	5.00	0.30	0.30	Neutral
		NEW QD-NK-0600-035E-PL	● ○	K	5.00	6.00	0.35	0.35	Neutral
		NEW QD-NK-0635-035E-PL	● ○	K	5.00	6.35	0.35	0.35	Neutral
SL		NEW QD-NE-0200-020E-SL	● ○	E	3.10	2.00	0.20	0.20	Neutral
		NEW QD-NF-0239-020E-SL	● ○	F	3.10	2.39	0.20	0.20	Neutral
		NEW QD-NF-0250-020E-SL	● ○	F	3.10	2.50	0.20	0.20	Neutral
		NEW QD-NG-0300-020E-SL	● ○	G	3.10	3.00	0.20	0.20	Neutral
		NEW QD-NG-0318-020E-SL	● ○	G	3.10	3.18	0.20	0.20	Neutral
		NEW QD-NH-0400-025E-SL	● ○	H	4.00	4.00	0.25	0.25	Neutral
		NEW QD-NJ-0476-030E-SL	● ○	J	5.00	4.76	0.30	0.30	Neutral

● = First choice ○ = Good choice



CoroMill® QD insert for grooving

Groove milling



Metric (mm)

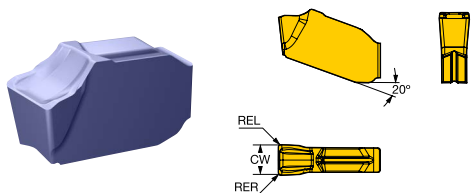
		P		M							
		1230	1230	SSC	S [mm]	CW [mm]	RER [mm]	REL [mm]	HAND		
Light	SL	NEW	QD-NJ-0500-030E-SL	●	○	J	5.00	5.00	0.30	0.30	Neutral
		NEW	QD-NK-0600-035E-SL	●	○	K	5.00	6.00	0.35	0.35	Neutral
		NEW	QD-NK-0635-035E-SL	●	○	K	5.00	6.35	0.35	0.35	Neutral
Medium	PM	NEW	QD-NE-0200-020E-PM	●		E	3.10	2.00	0.20	0.20	Neutral
		NEW	QD-NE-0200-020M-PM	●		E	3.10	2.00	0.20	0.20	Neutral
		NEW	QD-NE-0200-100E-PM	●		E	3.10	2.00	1.00	1.00	Neutral
		NEW	QD-NF-0239-020E-PM	●		F	3.10	2.39	0.20	0.20	Neutral
		NEW	QD-NF-0239-020M-PM	●		F	3.10	2.39	0.20	0.20	Neutral
		NEW	QD-NF-0250-020E-PM	●		F	3.10	2.50	0.20	0.20	Neutral
		NEW	QD-NF-0250-020M-PM	●		F	3.10	2.50	0.20	0.20	Neutral
		NEW	QD-NG-0300-020E-PM	●		G	3.10	3.00	0.20	0.20	Neutral
		NEW	QD-NG-0300-020M-PM	●		G	3.10	3.00	0.20	0.20	Neutral
		NEW	QD-NG-0300-150E-PM	●		G	3.10	3.00	1.50	1.50	Neutral
		NEW	QD-NG-0318-020E-PM	●		G	3.10	3.18	0.20	0.20	Neutral
		NEW	QD-NG-0318-020M-PM	●		G	3.10	3.18	0.20	0.20	Neutral
		NEW	QD-NG-0318-159E-PM	●		G	3.10	3.18	1.59	1.59	Neutral
		NEW	QD-NH-0400-025E-PM	●		H	4.00	4.00	0.25	0.25	Neutral
		NEW	QD-NH-0400-025M-PM	●		H	4.00	4.00	0.25	0.25	Neutral
		NEW	QD-NH-0400-200E-PM	●		H	4.00	4.00	2.00	2.00	Neutral
		NEW	QD-NJ-0476-030E-PM	●		J	5.00	4.76	0.30	0.30	Neutral
		NEW	QD-NJ-0476-030M-PM	●		J	5.00	4.76	0.30	0.30	Neutral
		NEW	QD-NJ-0500-030E-PM	●		J	5.00	5.00	0.30	0.30	Neutral
		NEW	QD-NJ-0500-030M-PM	●		J	5.00	5.00	0.30	0.30	Neutral
		NEW	QD-NK-0600-035E-PM	●		K	5.00	6.00	0.35	0.35	Neutral
NEW	QD-NK-0600-035M-PM	●		K	5.00	6.00	0.35	0.35	Neutral		
NEW	QD-NK-0600-300E-PM	●		K	5.00	6.00	3.00	3.00	Neutral		

● = First choice ○ = Good choice



CoroMill® QD insert for grooving

Groove milling



Metric (mm)

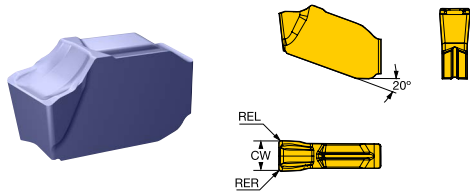
		P		M					
Ordering code		1230	1230	SSC	S [mm]	CW [mm]	RER [mm]	REL [mm]	HAND
PM	NEW QD-NK-0635-035E-PM	●		K	5.00	6.35	0.35	0.35	Neutral
	NEW QD-NK-0635-035M-PM	●		K	5.00	6.35	0.35	0.35	Neutral
	NEW QD-NK-0635-318E-PM	●		K	5.00	6.35	3.17	3.17	Neutral
Medium	NEW QD-NE-0200-020E-SM	●	○	E	3.10	2.00	0.20	0.20	Neutral
	NEW QD-NF-0239-020E-SM	●	○	F	3.10	2.39	0.20	0.20	Neutral
	NEW QD-NF-0250-020E-SM	●	○	F	3.10	2.50	0.20	0.20	Neutral
	NEW QD-NG-0300-020E-SM	●	○	G	3.10	3.00	0.20	0.20	Neutral
	NEW QD-NG-0318-020E-SM	●	○	G	3.10	3.18	0.20	0.20	Neutral
	NEW QD-NH-0400-025E-SM	●	○	H	4.00	4.00	0.25	0.25	Neutral
	NEW QD-NJ-0476-030E-SM	●	○	J	5.00	4.76	0.30	0.30	Neutral
	NEW QD-NJ-0500-030E-SM	●	○	J	5.00	5.00	0.30	0.30	Neutral
	NEW QD-NK-0600-035E-SM	●	○	K	5.00	6.00	0.35	0.35	Neutral
	NEW QD-NK-0635-035E-SM	●	○	K	5.00	6.35	0.35	0.35	Neutral

● = First choice ○ = Good choice



CoroMill® QD insert for grooving

Groove milling



Imperial (inch)

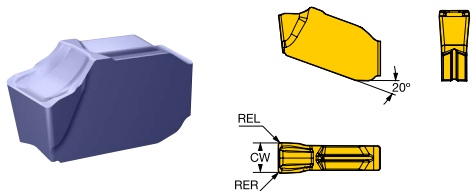
		P		M						
Ordering code		1230	1230	SSC	S [inch]	CW [inch]	RER [inch]	REL [inch]	HAND	
Heavy	PH	NEW QD-NE-0200-035M-PH	●	E	0.122	0.079	0.014	0.014	Neutral	
		NEW QD-NF-0239-035M-PH	●	F	0.122	0.094	0.014	0.014	Neutral	
		NEW QD-NF-0250-035M-PH	●	F	0.122	0.098	0.014	0.014	Neutral	
		NEW QD-NG-0300-035M-PH	●	G	0.122	0.118	0.014	0.014	Neutral	
		NEW QD-NG-0318-035M-PH	●	G	0.122	0.125	0.014	0.014	Neutral	
		NEW QD-NH-0400-040M-PH	●	H	0.157	0.157	0.016	0.016	Neutral	
		NEW QD-NJ-0476-045M-PH	●	J	0.197	0.187	0.018	0.018	Neutral	
		NEW QD-NJ-0500-045M-PH	●	J	0.197	0.197	0.018	0.018	Neutral	
		NEW QD-NK-0600-050M-PH	●	K	0.197	0.236	0.020	0.020	Neutral	
		NEW QD-NK-0635-050M-PH	●	K	0.197	0.250	0.020	0.020	Neutral	
Light	PL	NEW QD-NE-0200-020E-PL	●	○	E	0.122	0.079	0.008	0.008	Neutral
		NEW QD-NF-0239-020E-PL	●	○	F	0.122	0.094	0.008	0.008	Neutral
		NEW QD-NF-0250-020E-PL	●	○	F	0.122	0.098	0.008	0.008	Neutral
		NEW QD-NG-0300-020E-PL	●	○	G	0.122	0.118	0.008	0.008	Neutral
		NEW QD-NG-0318-020E-PL	●	○	G	0.122	0.125	0.008	0.008	Neutral
	SL	NEW QD-NH-0400-025E-PL	●	○	H	0.157	0.157	0.010	0.010	Neutral
		NEW QD-NJ-0476-030E-PL	●	○	J	0.197	0.187	0.012	0.012	Neutral
		NEW QD-NJ-0500-030E-PL	●	○	J	0.197	0.197	0.012	0.012	Neutral
		NEW QD-NK-0600-035E-PL	●	○	K	0.197	0.236	0.014	0.014	Neutral
		NEW QD-NK-0635-035E-PL	●	○	K	0.197	0.250	0.014	0.014	Neutral
	NEW QD-NE-0200-020E-SL	●	○	E	0.122	0.079	0.008	0.008	Neutral	
	NEW QD-NF-0239-020E-SL	●	○	F	0.122	0.094	0.008	0.008	Neutral	
	NEW QD-NF-0250-020E-SL	●	○	F	0.122	0.098	0.008	0.008	Neutral	
	NEW QD-NG-0300-020E-SL	●	○	G	0.122	0.118	0.008	0.008	Neutral	
	NEW QD-NG-0318-020E-SL	●	○	G	0.122	0.125	0.008	0.008	Neutral	
	NEW QD-NH-0400-025E-SL	●	○	H	0.157	0.157	0.010	0.010	Neutral	
	NEW QD-NJ-0476-030E-SL	●	○	J	0.197	0.187	0.012	0.012	Neutral	

● = First choice ○ = Good choice



CoroMill® QD insert for grooving

Groove milling



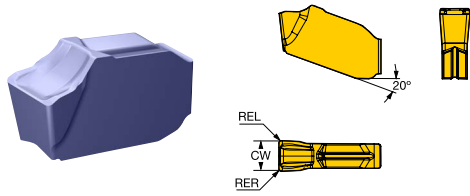
Imperial (inch)

		P		M							
		1230	1230	SSC	S [inch]	CW [inch]	RER [inch]	REL [inch]	HAND		
Light	SL	NEW	QD-NJ-0500-030E-SL	●	○	J	0.197	0.197	0.012	0.012	Neutral
		NEW	QD-NK-0600-035E-SL	●	○	K	0.197	0.236	0.014	0.014	Neutral
		NEW	QD-NK-0635-035E-SL	●	○	K	0.197	0.250	0.014	0.014	Neutral
Medium	PM	NEW	QD-NE-0200-020E-PM	●		E	0.122	0.079	0.008	0.008	Neutral
		NEW	QD-NE-0200-020M-PM	●		E	0.122	0.079	0.008	0.008	Neutral
		NEW	QD-NE-0200-100E-PM	●		E	0.122	0.079	0.039	0.039	Neutral
		NEW	QD-NF-0239-020E-PM	●		F	0.122	0.094	0.008	0.008	Neutral
		NEW	QD-NF-0239-020M-PM	●		F	0.122	0.094	0.008	0.008	Neutral
		NEW	QD-NF-0250-020E-PM	●		F	0.122	0.098	0.008	0.008	Neutral
		NEW	QD-NF-0250-020M-PM	●		F	0.122	0.098	0.008	0.008	Neutral
		NEW	QD-NG-0300-020E-PM	●		G	0.122	0.118	0.008	0.008	Neutral
		NEW	QD-NG-0300-020M-PM	●		G	0.122	0.118	0.008	0.008	Neutral
		NEW	QD-NG-0300-150E-PM	●		G	0.122	0.118	0.059	0.059	Neutral
		NEW	QD-NG-0318-020E-PM	●		G	0.122	0.125	0.008	0.008	Neutral
		NEW	QD-NG-0318-020M-PM	●		G	0.122	0.125	0.008	0.008	Neutral
		NEW	QD-NG-0318-159E-PM	●		G	0.122	0.125	0.063	0.063	Neutral
		NEW	QD-NH-0400-025E-PM	●		H	0.157	0.157	0.010	0.010	Neutral
		NEW	QD-NH-0400-025M-PM	●		H	0.157	0.157	0.010	0.010	Neutral
		NEW	QD-NH-0400-200E-PM	●		H	0.157	0.157	0.079	0.079	Neutral
		NEW	QD-NJ-0476-030E-PM	●		J	0.197	0.187	0.012	0.012	Neutral
		NEW	QD-NJ-0476-030M-PM	●		J	0.197	0.187	0.012	0.012	Neutral
		NEW	QD-NJ-0500-030E-PM	●		J	0.197	0.197	0.012	0.012	Neutral
		NEW	QD-NJ-0500-030M-PM	●		J	0.197	0.197	0.012	0.012	Neutral
		NEW	QD-NK-0600-035E-PM	●		K	0.197	0.236	0.014	0.014	Neutral
NEW	QD-NK-0600-035M-PM	●		K	0.197	0.236	0.014	0.014	Neutral		
NEW	QD-NK-0600-300E-PM	●		K	0.197	0.236	0.118	0.118	Neutral		

● = First choice ○ = Good choice

CoroMill® QD insert for grooving

Groove milling



Imperial (inch)

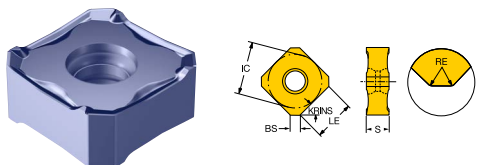
		P		M						
		1230	1230	SSC	S	CW	RER	REL	HAND	
					[inch]	[inch]	[inch]	[inch]		
Ordering code										
PM	NEW QD-NK-0635-035E-PM	●		K	0.197	0.250	0.014	0.014	Neutral	
	NEW QD-NK-0635-035M-PM	●		K	0.197	0.250	0.014	0.014	Neutral	
	NEW QD-NK-0635-318E-PM	●		K	0.197	0.250	0.125	0.125	Neutral	
Medium	NEW QD-NE-0200-020E-SM	●	○	E	0.122	0.079	0.008	0.008	Neutral	
	NEW QD-NF-0239-020E-SM	●	○	F	0.122	0.094	0.008	0.008	Neutral	
	NEW QD-NF-0250-020E-SM	●	○	F	0.122	0.098	0.008	0.008	Neutral	
	NEW QD-NG-0300-020E-SM	●	○	G	0.122	0.118	0.008	0.008	Neutral	
	NEW QD-NG-0318-020E-SM	●	○	G	0.122	0.125	0.008	0.008	Neutral	
	NEW QD-NH-0400-025E-SM	●	○	H	0.157	0.157	0.010	0.010	Neutral	
	NEW QD-NJ-0476-030E-SM	●	○	J	0.197	0.187	0.012	0.012	Neutral	
	NEW QD-NJ-0500-030E-SM	●	○	J	0.197	0.197	0.012	0.012	Neutral	
	NEW QD-NK-0600-035E-SM	●	○	K	0.197	0.236	0.014	0.014	Neutral	
	NEW QD-NK-0635-035E-SM	●	○	K	0.197	0.250	0.014	0.014	Neutral	

● = First choice ○ = Good choice



CoroMill® 345 insert for milling

Face milling



Metric (mm)

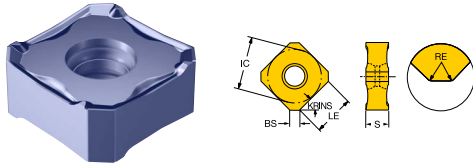
		P S M													
		1230	1230	1230	SSC	S	BS	RE	IC	LE	BSR	APMX	KRINS	HAND	
						[mm]	[mm]	[mm]	[mm]	[mm]	[mm]	[mm]	[deg]		
Heavy	PH	NEW	345R-1305M-PH	●	○	13	5.05	2.0	0.8	13.00	8.8	107.0	6.0	45.00	Right
Light	ML	NEW	345R-13T5E-ML	●	○	13	5.45	2.0	0.8	13.00	8.8	107.0	6.0	45.00	Right
	PL	NEW	345R-1305E-PL	●	○	13	5.05	2.0	0.8	13.00	8.8	107.0	6.0	45.00	Right
		NEW	345R-1305M-PL	●	○	13	5.05	2.0	0.8	13.00	8.8	107.0	6.0	45.00	Right
Medium	MM	NEW	345R-13T5E-MM	●	○	13	5.45	2.0	0.8	13.00	8.8	107.0	6.0	45.00	Right
		NEW	345R-13T5M-MM	●	○	13	5.45	2.0	0.8	13.00	8.8	107.0	6.0	45.00	Right
	PM	NEW	345L-1305M-PM	●	○	13	5.05	2.0	0.8	13.00	8.8	107.0	6.0	45.00	Left
		NEW	345R-1305M-PM	●	○	13	5.05	2.0	0.8	13.00	8.8	107.0	6.0	45.00	Right

● = First choice ○ = Good choice



CoroMill® 345 insert for milling

Face milling



Imperial (inch)

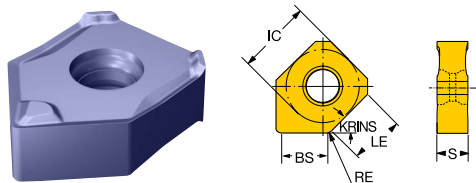
					P	S	M											
		Ordering code				1230	1230	1230	SSC	S	BS	RE	IC	LE	BSR	APMX	KRINS	HAND
										[inch]	[inch]	[inch]	[inch]	[inch]	[inch]	[deg]		
Heavy	PH	NEW	345R-1305M-PH	●	○		13	0.199	0.079	0.031	0.512	0.346	4.213	0.236	45.000	Right		
Light	ML	NEW	345R-13T5E-ML	●	○	13	0.215	0.079	0.031	0.512	0.346	4.213	0.236	45.000	Right			
	PL	NEW	345R-1305E-PL	●	○	13	0.199	0.079	0.031	0.512	0.346	4.213	0.236	45.000	Right			
		NEW	345R-1305M-PL	●	○	13	0.199	0.079	0.031	0.512	0.346	4.213	0.236	45.000	Right			
Medium	MM	NEW	345R-13T5E-MM	●	○	13	0.215	0.079	0.031	0.512	0.346	4.213	0.236	45.000	Right			
		NEW	345R-13T5M-MM	●	○	13	0.215	0.079	0.031	0.512	0.346	4.213	0.236	45.000	Right			
	PM	NEW	345L-1305M-PM	●	○	13	0.199	0.079	0.031	0.512	0.346	4.213	0.236	45.000	Left			
		NEW	345R-1305M-PM	●	○	13	0.199	0.079	0.031	0.512	0.346	4.213	0.236	45.000	Right			

● = First choice ○ = Good choice



CoroMill® 345 insert for milling

Face milling



Metric (mm)

		P M													
		1230	1230	SSC	S	BS	RE	IC	LE	BSR	APMX	KRINS	HAND		
					[mm]	[mm]	[mm]	[mm]	[mm]	[mm]	[mm]	[deg]			
Light	MW8	NEW	345N-13T5E-MW8	●	○	13	5.45	8.0	1.0	13.00	8.8	500.0	6.0	45.00	Neutral
	PW5	NEW	345N-1305E-PW5	●	○	13	5.05	5.0	1.0	13.00	8.8	500.0	6.0	45.00	Neutral
	PW8	NEW	345N-1305E-PW8	●	○	13	5.05	8.0	1.0	13.00	8.8	500.0	6.0	45.00	Neutral

● = First choice ○ = Good choice

Imperial (inch)

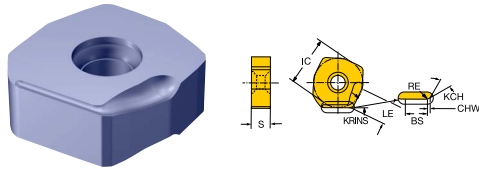
		P M													
		1230	1230	SSC	S	BS	RE	IC	LE	BSR	APMX	KRINS	HAND		
					[inch]	[inch]	[inch]	[inch]	[inch]	[inch]	[inch]	[deg]			
Light	MW8	NEW	345N-13T5E-MW8	●	○	13	0.215	0.315	0.039	0.512	0.346	19.685	0.236	45.000	Neutral
	PW5	NEW	345N-1305E-PW5	●	○	13	0.199	0.197	0.039	0.512	0.346	19.685	0.236	45.000	Neutral
	PW8	NEW	345N-1305E-PW8	●	○	13	0.199	0.315	0.039	0.512	0.346	19.685	0.236	45.000	Neutral

● = First choice ○ = Good choice



CoroMill® 365 insert for milling

Face milling



Metric (mm)

		P M															
		1230	1230	SSC	S	BS	RE	IC	KCH	CHW	LE	BSR	APMX	KRINS	HAND		
					[mm]	[mm]	[mm]	[mm]	[deg]	[mm]	[mm]	[mm]	[mm]	[deg]			
Light	PW4	NEW	N365-1505ZNE-PW4	●	○	15	5.66	4.0	0.6	15.00	35.0	0.8	6.4	200.0	6.0	65.00	Neutral
	PW8	NEW	N365-1505ZNE-PW8	●	○	15	5.66	8.0	0.2	15.00	35.0	0.8	6.4	431.0	6.0	65.00	Neutral

● = First choice ○ = Good choice

Imperial (inch)

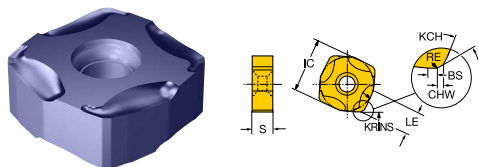
		P M															
		1230	1230	SSC	S	BS	RE	IC	KCH	CHW	LE	BSR	APMX	KRINS	HAND		
					[inch]	[inch]	[inch]	[inch]	[deg]	[inch]	[inch]	[inch]	[inch]	[deg]			
Light	PW4	NEW	N365-1505ZNE-PW4	●	○	15	0.223	0.157	0.022	0.591	35.0	0.030	0.252	7.874	0.236	65.000	Neutral
	PW8	NEW	N365-1505ZNE-PW8	●	○	15	0.223	0.315	0.008	0.591	35.0	0.030	0.252	16.969	0.236	65.000	Neutral

● = First choice ○ = Good choice



CoroMill® 365 insert for milling

Face milling



Metric (mm)

				P	M												
		Ordering code		1230	1230	SSC	S	BS	RE	IC	KCH	CHW	LE	BSR	APMX	KRINS	HAND
							[mm]	[mm]	[mm]	[mm]	[deg]	[mm]	[mm]	[mm]	[mm]	[deg]	
Light	PL	NEW	R365-1505ZNE-PL	●	○	15	5.66	1.5	0.3	15.00	35.0	0.7	6.4	150.0	6.0	65.00	Right
Medium	PM	NEW	R365-1505ZNE-PM	●	○	15	5.66	1.5	0.3	15.00	35.0	0.7	6.4	150.0	6.0	65.00	Right

● = First choice ○ = Good choice

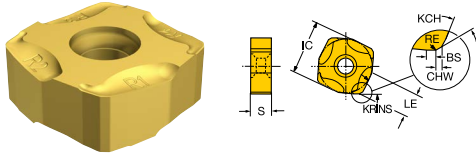
Imperial (inch)

				P	M												
		Ordering code		1230	1230	SSC	S	BS	RE	IC	KCH	CHW	LE	BSR	APMX	KRINS	HAND
							[inch]	[inch]	[inch]	[inch]	[deg]	[inch]	[inch]	[inch]	[inch]	[deg]	
Light	PL	NEW	R365-1505ZNE-PL	●	○	15	0.223	0.059	0.012	0.591	35.0	0.028	0.252	5.906	0.236	65.000	Right
Medium	PM	NEW	R365-1505ZNE-PM	●	○	15	0.223	0.059	0.012	0.591	35.0	0.028	0.252	5.906	0.236	65.000	Right

● = First choice ○ = Good choice

CoroMill® 365 insert for milling

Face milling



Metric (mm)

		K														
Ordering code		1020	3220	3330	K20W	SSC	S [mm]	BS [mm]	RE [mm]	IC [mm]	KCH [deg]	CHW [mm]	LE [mm]	APMX [mm]	KRINS [deg]	HAND
Medium M50	L365-1505ZNM-M50	○	○	●	○	15	5.66	1.5	0.3	15.00	35.0	0.7	6.4	6.0	65.00	Left
	R365-1505ZNM-M50	○	○	●	○	15	5.66	1.5	0.3	15.00	35.0	0.7	6.4	6.0	65.00	Right

● = First choice ○ = Good choice

Imperial (inch)

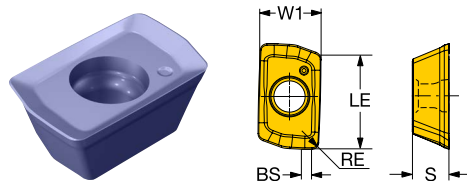
		K														
Ordering code		1020	3220	3330	K20W	SSC	S [inch]	BS [inch]	RE [inch]	IC [inch]	KCH [deg]	CHW [inch]	LE [inch]	APMX [inch]	KRINS [deg]	HAND
Medium M50	L365-1505ZNM-M50	○	○	●	○	15	0.223	0.059	0.012	0.591	35.0	0.028	0.252	0.236	65.000	Left
	R365-1505ZNM-M50	○	○	●	○	15	0.223	0.059	0.012	0.591	35.0	0.028	0.252	0.236	65.000	Right

● = First choice ○ = Good choice



CoroMill® 390 insert for milling

Square shoulder milling



Metric (mm)

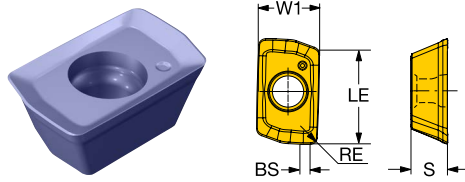
		<table border="1" style="display: inline-table; vertical-align: middle;"> <tr> <td style="background-color: #00a0e3; color: white; text-align: center;">P</td> <td style="background-color: #f4a460; color: white; text-align: center;">S</td> <td style="background-color: #a0c0e3; color: white; text-align: center;">H</td> <td style="background-color: #f4d03f; color: white; text-align: center;">M</td> <td style="background-color: #2ecc71; color: white; text-align: center;">N</td> </tr> </table>					P	S	H	M	N	SSC	S	BS	RE	W1	LE	APMX	KRINS	HAND
P	S	H	M	N																
Ordering code		1230	1230	1230	1230	1230	[mm]	[mm]	[mm]	[mm]	[mm]	[mm]	[deg]							
PTW	NEW R390-18 06 16H-PTW	●	●	●	●	●	18	6.33	8.6	1.6	11.0	15.4	16.1	90.00	Right					
Heavy PH	NEW R390-11 T3 10M-PH	●			○		11	3.59	1.0	1.0	6.8	10.0	10.0	90.00	Right					
Light PL	NEW R390-11 T3 04E-PL	●			○		11	3.59	0.9	0.4	6.8	10.0	10.0	90.00	Right					
	NEW R390-11 T3 08E-PL	●			○		11	3.59	1.5	0.8	6.8	10.0	10.0	90.00	Right					
	NEW R390-11 T3 08M-PL	●			○		11	3.59	1.2	0.8	6.8	10.0	10.0	90.00	Right					
	NEW R390-17 04 08E-PL	●			○		17	4.76	1.5	0.8	9.6	15.7	15.7	90.00	Right					
	NEW R390-17 04 08M-PL	●			○		17	4.76	1.5	0.8	9.6	15.7	16.0	90.00	Right					
	NEW R390-18 06 08H-PL	●			○		18	6.33	1.0	0.8	11.0	15.4	16.0	90.00	Right					
	NEW R390-18 06 12H-PL	●			○		18	6.33	1.0	1.2	11.0	15.4	16.0	90.00	Right					
	NEW R390-18 06 16H-PL	●			○		18	6.33	1.0	1.6	11.0	15.4	16.0	90.00	Right					
	NEW R390-18 06 24H-PL	●			○		18	6.33	1.0	2.4	11.0	15.4	16.0	90.00	Right					
	NEW R390-18 06 31H-PL	●			○		18	6.33	1.0	3.1	11.0	15.4	16.0	90.00	Right					
	NEW R390-18 06 40H-PL	●			○		18	6.33	1.0	4.0	11.0	15.4	16.0	90.00	Right					
	NEW R390-18 06 50H-PL	●			○		18	6.33	1.0	5.0	11.0	15.4	16.0	90.00	Right					
	NEW R390-18 06 60H-PL	●			○		18	6.33	1.0	6.0	11.0	15.4	16.0	90.00	Right					
	NEW R390-18 06 64H-PL	●			○		18	6.33	1.0	6.4	11.0	15.4	16.0	90.00	Right					
Medium PM	NEW R390-11 T3 02E-PM	●			○		11	3.59	0.7	0.2	6.8	10.0	10.0	90.00	Right					
	NEW R390-11 T3 04M-PM	●			○		11	3.59	0.9	0.4	6.8	10.0	10.0	90.00	Right					
	NEW R390-11 T3 08M-PM	●			○		11	3.59	1.2	0.8	6.8	10.0	10.0	90.00	Right					
	NEW R390-11 T3 12E-PM	●			○		11	3.59	0.8	1.2	6.8	10.0	10.0	90.00	Right					
	NEW R390-11 T3 16E-PM	●			○		11	3.59	0.4	1.6	6.8	10.0	10.0	90.00	Right					
	NEW R390-11 T3 16M-PM	●			○		11	3.59	0.4	1.6	6.8	10.0	10.0	90.00	Right					
	NEW R390-11 T3 20E-PM	●			○		11	3.59		2.0	6.8	10.0	10.0	90.00	Right					
	NEW R390-11 T3 24E-PM	●			○		11	3.59		2.4	6.8	10.0	10.0	90.00	Right					
	NEW R390-11 T3 31E-PM	●			○		11	3.59		3.1	6.8	10.0	10.0	90.00	Right					

● = First choice ○ = Good choice



CoroMill® 390 insert for milling

Square shoulder milling



Metric (mm)

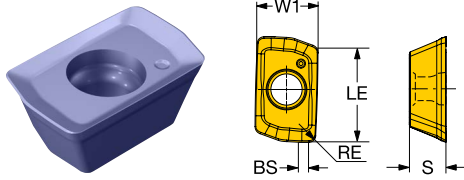
		P	S	H	M	N										
Ordering code		1230	1230	1230	1230	1230	SSC	S [mm]	BS [mm]	RE [mm]	W1 [mm]	LE [mm]	APMX [mm]	KRINS [deg]	HAND	
Medium	PM NEW R390-11 T3 31M-PM	●			○		11	3.59		3.1	6.8	10.0	10.0	90.00	Right	
	NEW R390-17 04 04E-PM	●			○		17	4.76	1.0	0.4	9.6	15.7	15.7	90.00	Right	
	NEW R390-17 04 04M-PM	●			○		17	4.76	1.0	0.4	9.6	15.7	15.7	90.00	Right	
	NEW R390-17 04 08M-PM	●			○		17	4.76	1.5	0.8	9.6	15.7	16.0	90.00	Right	
	NEW R390-17 04 12E-PM	●			○		17	4.76	1.1	1.2	9.6	15.7	15.7	90.00	Right	
	NEW R390-17 04 16E-PM	●			○		17	4.76	0.7	1.6	9.6	15.7	15.7	90.00	Right	
	NEW R390-17 04 16M-PM	●			○		17	4.76	0.7	1.6	9.6	15.7	15.7	90.00	Right	
	NEW R390-17 04 20E-PM	●			○		17	4.76	0.3	2.0	9.6	15.7	15.7	90.00	Right	
	NEW R390-17 04 24E-PM	●			○		17	4.76		2.4	9.6	15.7	15.7	90.00	Right	
	NEW R390-17 04 31E-PM	●			○		17	4.76		3.1	9.6	15.7	15.7	90.00	Right	
	NEW R390-17 04 31M-PM	●			○		17	4.76		3.1	9.6	15.7	15.7	90.00	Right	
	NEW R390-17 04 40E-PM	●			○		17	4.76		4.0	9.6	15.7	15.0	90.00	Right	
	NEW R390-17 04 48E-PM	●			○		17	4.76		4.8	9.6	15.7	15.0	90.00	Right	
	NEW R390-17 04 50E-PM	●			○		17	4.76		5.0	9.6	15.7	15.0	90.00	Right	
	NEW R390-17 04 60E-PM	●			○		17	4.76		6.0	9.6	15.7	15.0	90.00	Right	
	NEW R390-17 04 64E-PM	●			○		17	4.76		6.3	9.6	15.7	15.0	90.00	Right	
	NEW R390-18 06 08M-PM	●			○		18	6.33	1.1	0.8	11.0	15.4	16.0	90.00	Right	
	NEW R390-18 06 12M-PM	●			○		18	6.33	1.1	1.2	11.0	15.4	16.0	90.00	Right	
	NEW R390-18 06 16M-PM	●			○		18	6.33	1.1	1.6	11.0	15.4	16.0	90.00	Right	
	NEW R390-18 06 20M-PM	●			○		18	6.33	0.5	2.0	11.0	15.4	16.0	90.00	Right	
NEW R390-18 06 31M-PM	●			○		18	6.33	0.5	3.1	11.0	15.4	16.0	90.00	Right		
PMR NEW R390-18 06 12M-PMR	●			○		18	6.33	0.3	1.2	11.0	15.4	17.0	90.00	Right		

● = First choice ○ = Good choice



CoroMill® 390 insert for milling

Square shoulder milling



Imperial (inch)

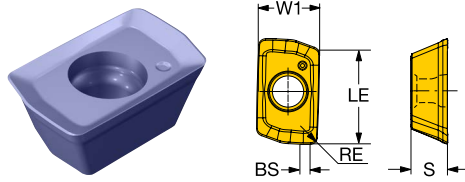
		<table border="1"> <tr> <td>P</td> <td>S</td> <td>H</td> <td>M</td> <td>N</td> </tr> </table>					P	S	H	M	N	SSC	S	BS	RE	W1	LE	APMX	KRINS	HAND
P	S	H	M	N																
Ordering code		1230	1230	1230	1230	1230	[inch]	[inch]	[inch]	[inch]	[inch]	[inch]	[deg]							
PTW	NEW R390-18 06 16H-PTW	●	●	●	●	●	18	0.249	0.339	0.063	0.4	0.606	0.634	90.000	Right					
Heavy PH	NEW R390-11 T3 10M-PH	●				○	11	0.141	0.040	0.039	0.3	0.394	0.394	90.000	Right					
Light PL	NEW R390-11 T3 04E-PL	●				○	11	0.141	0.035	0.016	0.3	0.394	0.394	90.000	Right					
	NEW R390-11 T3 08E-PL	●				○	11	0.141	0.059	0.031	0.3	0.394	0.394	90.000	Right					
	NEW R390-11 T3 08M-PL	●				○	11	0.141	0.047	0.031	0.3	0.394	0.394	90.000	Right					
	NEW R390-17 04 08E-PL	●				○	17	0.188	0.059	0.031	0.4	0.618	0.618	90.000	Right					
	NEW R390-17 04 08M-PL	●				○	17	0.188	0.059	0.031	0.4	0.618	0.630	90.000	Right					
	NEW R390-18 06 08H-PL	●				○	18	0.249	0.039	0.031	0.4	0.606	0.630	90.000	Right					
	NEW R390-18 06 12H-PL	●				○	18	0.249	0.039	0.047	0.4	0.606	0.630	90.000	Right					
	NEW R390-18 06 16H-PL	●				○	18	0.249	0.039	0.063	0.4	0.606	0.630	90.000	Right					
	NEW R390-18 06 24H-PL	●				○	18	0.249	0.039	0.094	0.4	0.606	0.630	90.000	Right					
	NEW R390-18 06 31H-PL	●				○	18	0.249	0.039	0.122	0.4	0.606	0.630	90.000	Right					
	NEW R390-18 06 40H-PL	●				○	18	0.249	0.039	0.157	0.4	0.606	0.630	90.000	Right					
	NEW R390-18 06 50H-PL	●				○	18	0.249	0.039	0.197	0.4	0.606	0.630	90.000	Right					
	NEW R390-18 06 60H-PL	●				○	18	0.249	0.039	0.236	0.4	0.606	0.630	90.000	Right					
	NEW R390-18 06 64H-PL	●				○	18	0.249	0.039	0.252	0.4	0.606	0.630	90.000	Right					
	Medium PM	NEW R390-11 T3 02E-PM	●				○	11	0.141	0.028	0.008	0.3	0.394	0.394	90.000	Right				
NEW R390-11 T3 04M-PM		●				○	11	0.141	0.035	0.016	0.3	0.394	0.394	90.000	Right					
NEW R390-11 T3 08M-PM		●				○	11	0.141	0.047	0.031	0.3	0.394	0.394	90.000	Right					
NEW R390-11 T3 12E-PM		●				○	11	0.141	0.031	0.047	0.3	0.394	0.394	90.000	Right					
NEW R390-11 T3 16E-PM		●				○	11	0.141	0.016	0.063	0.3	0.394	0.394	90.000	Right					
NEW R390-11 T3 16M-PM		●				○	11	0.141	0.016	0.063	0.3	0.394	0.394	90.000	Right					
NEW R390-11 T3 20E-PM		●				○	11	0.141		0.079	0.3	0.394	0.394	90.000	Right					
NEW R390-11 T3 24E-PM		●				○	11	0.141		0.094	0.3	0.394	0.394	90.000	Right					
NEW R390-11 T3 31E-PM		●				○	11	0.141		0.122	0.3	0.394	0.394	90.000	Right					

● = First choice ○ = Good choice



CoroMill® 390 insert for milling

Square shoulder milling



Imperial (inch)

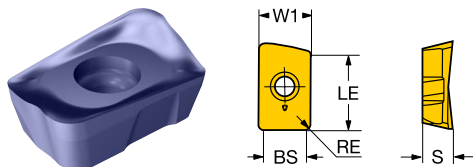
		Material														
		P	S	H	M	N										
Ordering code		1230	1230	1230	1230	1230	SSC	S [inch]	BS [inch]	RE [inch]	W1 [inch]	LE [inch]	APMX [inch]	KRINS [deg]	HAND	
Medium	PM NEW R390-11 T3 31M-PM	●			○		11	0.141		0.122	0.3	0.394	0.394	90.000	Right	
	NEW R390-17 04 04E-PM	●			○		17	0.188	0.039	0.016	0.4	0.618	0.618	90.000	Right	
	NEW R390-17 04 04M-PM	●			○		17	0.188	0.039	0.016	0.4	0.618	0.618	90.000	Right	
	NEW R390-17 04 08M-PM	●			○		17	0.188	0.059	0.031	0.4	0.618	0.630	90.000	Right	
	NEW R390-17 04 12E-PM	●			○		17	0.188	0.043	0.047	0.4	0.618	0.618	90.000	Right	
	NEW R390-17 04 16E-PM	●			○		17	0.188	0.028	0.063	0.4	0.618	0.618	90.000	Right	
	NEW R390-17 04 16M-PM	●			○		17	0.188	0.028	0.063	0.4	0.618	0.618	90.000	Right	
	NEW R390-17 04 20E-PM	●			○		17	0.188	0.012	0.079	0.4	0.618	0.618	90.000	Right	
	NEW R390-17 04 24E-PM	●			○		17	0.188		0.094	0.4	0.618	0.618	90.000	Right	
	NEW R390-17 04 31E-PM	●			○		17	0.188		0.122	0.4	0.618	0.618	90.000	Right	
	NEW R390-17 04 31M-PM	●			○		17	0.188		0.122	0.4	0.618	0.618	90.000	Right	
	NEW R390-17 04 40E-PM	●			○		17	0.188		0.157	0.4	0.618	0.591	90.000	Right	
	NEW R390-17 04 48E-PM	●			○		17	0.188		0.189	0.4	0.618	0.591	90.000	Right	
	NEW R390-17 04 50E-PM	●			○		17	0.188		0.197	0.4	0.618	0.591	90.000	Right	
	NEW R390-17 04 60E-PM	●			○		17	0.188		0.236	0.4	0.618	0.591	90.000	Right	
	NEW R390-17 04 64E-PM	●			○		17	0.188		0.250	0.4	0.618	0.591	90.000	Right	
	NEW R390-18 06 08M-PM	●			○		18	0.249	0.043	0.031	0.4	0.606	0.630	90.000	Right	
	NEW R390-18 06 12M-PM	●			○		18	0.249	0.043	0.047	0.4	0.606	0.630	90.000	Right	
	NEW R390-18 06 16M-PM	●			○		18	0.249	0.043	0.063	0.4	0.606	0.630	90.000	Right	
	NEW R390-18 06 20M-PM	●			○		18	0.249	0.020	0.079	0.4	0.606	0.630	90.000	Right	
NEW R390-18 06 31M-PM	●			○		18	0.249	0.020	0.122	0.4	0.606	0.630	90.000	Right		
PMR NEW R390-18 06 12M-PMR	●			○		18	0.249	0.010	0.047	0.4	0.606	0.669	90.000	Right		

● = First choice ○ = Good choice



CoroMill® 390 insert for milling

Square shoulder milling



Metric (mm)

		P M												
		1230	1230	SSC	S	BS	RE	W1	LE	APMX	KRINS	HAND		
					[mm]	[mm]	[mm]	[mm]	[mm]	[mm]	[deg]			
Light	PL	NEW		●	○	18	6.33	1.0	2.0	11.0	15.4	16.0	90.00	Right
	PLW	NEW		●	○	11	3.59	5.0	0.8	6.8	10.0	10.0	90.00	Right

● = First choice ○ = Good choice

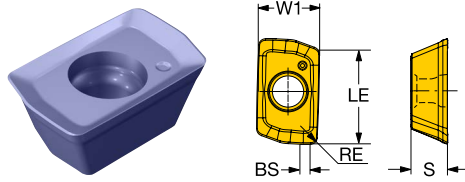
Imperial (inch)

		P M												
		1230	1230	SSC	S	BS	RE	W1	LE	APMX	KRINS	HAND		
					[inch]	[inch]	[inch]	[inch]	[inch]	[inch]	[deg]			
Light	PL	NEW		●	○	18	0.249	0.039	0.079	0.4	0.606	0.630	90.000	Right
	PLW	NEW		●	○	11	0.141	0.197	0.031	0.3	0.394	0.394	90.000	Right

● = First choice ○ = Good choice

CoroMill® 390 insert for milling

Square shoulder milling



Metric (mm)

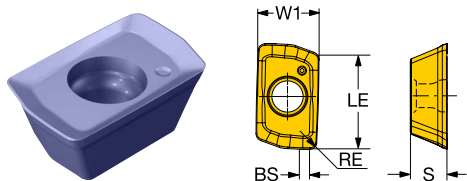
		P		M									
		1230	1230	SSC	S [mm]	BS [mm]	RE [mm]	W1 [mm]	LE [mm]	APMX [mm]	KRINS [deg]	HAND	
Ordering code													
Light	PL	NEW 390R-070202E-PL	●	○	07	2.40	0.7	0.2	4.1	5.9	5.8	90.00	Right
		NEW 390R-070204E-PL	●	○	07	2.40	0.7	0.4	4.1	5.9	5.8	90.00	Right
		NEW 390R-070208E-PL	●	○	07	2.40	0.7	0.8	4.1	5.9	5.8	90.00	Right
		NEW 390R-070212E-PL	●	○	07	2.40	0.7	1.2	4.1	5.9	5.8	90.00	Right
		NEW 390R-070216E-PL	●	○	07	2.40	0.2	1.6	4.1	5.9	5.8	90.00	Right
Medium	PM	NEW 390R-070202M-PM	●	○	07	2.40	0.7	0.2	4.1	5.9	5.8	90.00	Right
		NEW 390R-070204M-PM	●	○	07	2.40	0.7	0.4	4.1	5.9	5.8	90.00	Right
		NEW 390R-070208M-PM	●	○	07	2.40	0.7	0.8	4.1	5.9	5.8	90.00	Right
		NEW 390R-070212M-PM	●	○	07	2.40	0.7	1.2	4.1	5.9	5.8	90.00	Right
		NEW 390R-070216M-PM	●	○	07	2.40	0.2	1.6	4.1	5.9	5.8	90.00	Right

● = First choice ○ = Good choice



CoroMill® 390 insert for milling

Square shoulder milling



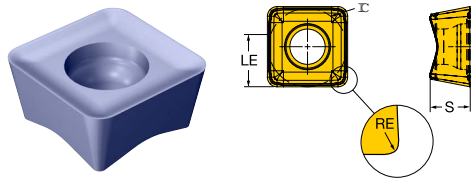
Imperial (inch)

		P		M									
Ordering code		1230	1230	SSC	S [inch]	BS [inch]	RE [inch]	W1 [inch]	LE [inch]	APMX [inch]	KRINS [deg]	HAND	
Light	PL	NEW 390R-070202E-PL	●	○	07	0.094	0.028	0.008	0.2	0.232	0.228	90.000	Right
		NEW 390R-070204E-PL	●	○	07	0.094	0.028	0.016	0.2	0.232	0.228	90.000	Right
		NEW 390R-070208E-PL	●	○	07	0.094	0.028	0.031	0.2	0.232	0.228	90.000	Right
		NEW 390R-070212E-PL	●	○	07	0.094	0.028	0.047	0.2	0.232	0.228	90.000	Right
		NEW 390R-070216E-PL	●	○	07	0.094	0.008	0.063	0.2	0.232	0.228	90.000	Right
Medium	PM	NEW 390R-070202M-PM	●	○	07	0.094	0.028	0.008	0.2	0.232	0.228	90.000	Right
		NEW 390R-070204M-PM	●	○	07	0.094	0.028	0.016	0.2	0.232	0.228	90.000	Right
		NEW 390R-070208M-PM	●	○	07	0.094	0.028	0.031	0.2	0.232	0.228	90.000	Right
		NEW 390R-070212M-PM	●	○	07	0.094	0.028	0.047	0.2	0.232	0.228	90.000	Right
		NEW 390R-070216M-PM	●	○	07	0.094	0.008	0.063	0.2	0.232	0.228	90.000	Right

● = First choice ○ = Good choice

CoroMill® 415 insert for milling

Face milling



Metric (mm)

		P		M													
		1230	1230	SSC	S	BS	RE	IC	REEQ	CHW	LE	BSR	APMX	KRINS	HAND		
					[mm]	[mm]	[mm]	[mm]	[mm]	[mm]	[mm]	[mm]	[mm]	[deg]			
Medium M30	NEW	415N-05 02 06M-M30	●	○	05	2.21	0.6	5.00	1.5		3.8		0.9	15.00	Neutral		
	NEW	415N-05 02 12M-M30	●	○	05	2.21	0.0	5.00	2.0	0.1	3.0	1.2	0.9	15.00	Neutral		
	NEW	415N-07 03 10M-M30	●	○	07	3.07	1.0	7.00	2.2		5.0		1.2	15.00	Neutral		
	NEW	415N-07 03 20M-M30	●	○	07	3.07	0.0	2.0	7.00	2.8	0.1	3.0	2.0	1.2	15.00	Neutral	

● = First choice ○ = Good choice

Imperial (inch)

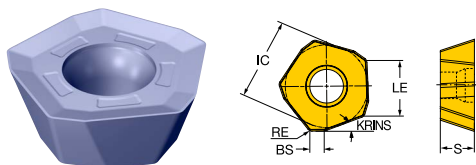
		P		M													
		1230	1230	SSC	S	BS	RE	IC	REEQ	CHW	LE	BSR	APMX	KRINS	HAND		
					[inch]	[inch]	[inch]	[inch]	[inch]	[inch]	[inch]	[inch]	[inch]	[deg]			
Medium M30	NEW	415N-05 02 06M-M30	●	○	05	0.087	0.024	0.197	0.059		0.150		0.033	15.000	Neutral		
	NEW	415N-05 02 12M-M30	●	○	05	0.087	0.000	0.047	0.079	0.004	0.118	0.047	0.033	15.000	Neutral		
	NEW	415N-07 03 10M-M30	●	○	07	0.121	0.039	0.276	0.087		0.197		0.047	15.000	Neutral		
	NEW	415N-07 03 20M-M30	●	○	07	0.121	0.000	0.079	0.276	0.110	0.004	0.118	0.079	0.047	15.000	Neutral	

● = First choice ○ = Good choice



CoroMill® 419 insert for milling

Face milling



Metric (mm)

		P		M											
		1230	1230	SSC	S	BS	RE	IC	REEQ	LE	APMX	KRINS	HAND		
					[mm]	[mm]	[mm]	[mm]	[mm]	[mm]	[mm]	[deg]			
Medium	MM	NEW	419R-1405E-MM	●	○	14	5.47	2.0	0.8	13.50	4.5	9.0	2.0	19.00	Right
	PM	NEW	419R-1405M-PM	●	○	14	5.47	2.0	0.8	13.50	4.5	9.0	2.0	19.00	Right
	SM	NEW	419N-140530E-SM	●	○	14	5.47		3.0	13.50	4.5	9.0	2.0	19.00	Neutral

● = First choice ○ = Good choice

Imperial (inch)

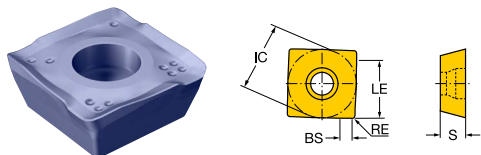
		P		M											
		1230	1230	SSC	S	BS	RE	IC	REEQ	LE	APMX	KRINS	HAND		
					[inch]	[inch]	[inch]	[inch]	[inch]	[inch]	[inch]	[deg]			
Medium	MM	NEW	419R-1405E-MM	●	○	14	0.215	0.079	0.031	0.531	0.177	0.354	0.079	19.000	Right
	PM	NEW	419R-1405M-PM	●	○	14	0.215	0.079	0.031	0.531	0.177	0.354	0.079	19.000	Right
	SM	NEW	419N-140530E-SM	●	○	14	0.215		0.118	0.531	0.177	0.354	0.079	19.000	Neutral

● = First choice ○ = Good choice



CoroMill® 490 insert for milling

Square shoulder milling



Imperial (inch)

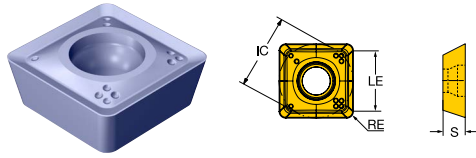
		P		M										
		1230	1230	SSC	S [inch]	BS [inch]	RE [inch]	IC [inch]	LE [inch]	APMX [inch]	KRINS [deg]	HAND		
Heavy	PH	NEW	490R-08T308M-PH	●	○	08	0.130	0.047	0.031	0.335	0.220	0.217	90.000	Right
		NEW	490R-08T316M-PH	●	○	08	0.130	0.024	0.063	0.335	0.220	0.217	90.000	Right
		NEW	490R-140408M-PH	●	○	14	0.154	0.079	0.031	0.543	0.406	0.394	90.000	Right
		NEW	490R-140420M-PH	●	○	14	0.154	0.035	0.079	0.543	0.406	0.394	90.000	Right
Light	ML	NEW	490R-08T308E-ML	●	○	08	0.130	0.047	0.031	0.335	0.220	0.217	90.000	Right
		NEW	490R-140408E-ML	●	○	14	0.154	0.079	0.031	0.543	0.406	0.394	90.000	Right
	PL	NEW	490R-08T304M-PL	●	○	08	0.130	0.059	0.016	0.335	0.220	0.217	90.000	Right
		NEW	490R-08T308M-PL	●	○	08	0.130	0.047	0.031	0.335	0.220	0.217	90.000	Right
Medium	MM	NEW	490R-140408M-PL	●	○	14	0.154	0.079	0.031	0.543	0.406	0.394	90.000	Right
		NEW	490R-08T308E-MM	●	○	08	0.130	0.047	0.031	0.335	0.220	0.217	90.000	Right
		NEW	490R-08T308M-PM	●	○	08	0.130	0.047	0.031	0.335	0.220	0.217	90.000	Right
	PM	NEW	490R-08T312M-PM	●	○	08	0.130	0.033	0.047	0.335	0.220	0.217	90.000	Right
		NEW	490R-08T316M-PM	●	○	08	0.130	0.024	0.063	0.335	0.220	0.217	90.000	Right
		NEW	490R-140408M-PM	●	○	14	0.154	0.079	0.031	0.543	0.406	0.394	90.000	Right
		NEW	490R-140412M-PM	●	○	14	0.154	0.079	0.047	0.543	0.406	0.394	90.000	Right
		NEW	490R-140416M-PM	●	○	14	0.154	0.047	0.063	0.543	0.406	0.394	90.000	Right
NEW	490R-140420M-PM	●	○	14	0.154	0.035	0.079	0.543	0.406	0.394	90.000	Right		

● = First choice ○ = Good choice



CoroMill® 495 insert for milling

Chamfer milling



Metric (mm)

		P		M						
Ordering code		1230	1230	SSC	S	RE	IC	LE	KRINS	HAND
					[mm]	[mm]	[mm]	[mm]	[deg]	
Medium	NEW 495-09T3M-PM	●	○	09	3.51	0.8	9.00	7.4	90.00	Neutral
PL										

● = First choice ○ = Good choice

Imperial (inch)

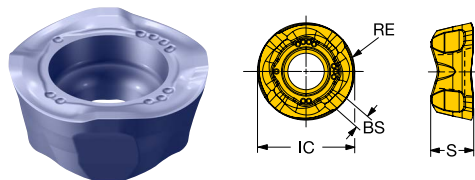
		P		M						
Ordering code		1230	1230	SSC	S	RE	IC	LE	KRINS	HAND
					[inch]	[inch]	[inch]	[inch]	[deg]	
Medium	NEW 495-09T3M-PM	●	○	09	0.138	0.031	0.354	0.291	90.000	Neutral
PL										

● = First choice ○ = Good choice



CoroMill® 600 insert for milling

Profil milling



Metric (mm)

		P		M									
		1230	1230	SSC	S	BS	RE	IC	BSR	APMX	HAND		
					[mm]	[mm]	[mm]	[mm]	[mm]	[mm]			
Light	ML	NEW	600-1045E-ML	●	○	10	4.50		5.0	10.00	5.0	Neutral	
		NEW	600-1045M-ML	●	○	10	4.50		5.0	10.00	5.0	Neutral	
		NEW	600-1252E-ML	●	○	12	5.20		6.0	12.00	6.0	Neutral	
		NEW	600-1252M-ML	●	○	12	5.20		6.0	12.00	6.0	Neutral	
Medium	MM	NEW	600R-1045M-MM	●	○	10	4.50	0.8	5.0	10.00	100.0	3.6	Right
		NEW	600R-1252M-MM	●	○	12	5.20	1.0	6.0	12.00	15.0	4.6	Right

● = First choice ○ = Good choice

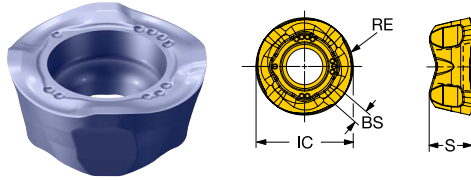
Imperial (inch)

		P		M								
		1230	1230	SSC	S	BS	RE	IC	BSR	APMX	HAND	
					[inch]	[inch]	[inch]	[inch]	[inch]	[inch]		
Light	ML	NEW	600-1045E-ML	●	○	10	0.177		0.197	0.394	0.197	Neutral
		NEW	600-1045M-ML	●	○	10	0.177		0.197	0.394	0.197	Neutral
		NEW	600-1252E-ML	●	○	12	0.205		0.236	0.472	0.236	Neutral
		NEW	600-1252M-ML	●	○	12	0.205		0.236	0.472	0.236	Neutral

● = First choice ○ = Good choice

CoroMill® 600 insert for milling

Profil milling



Imperial (inch)

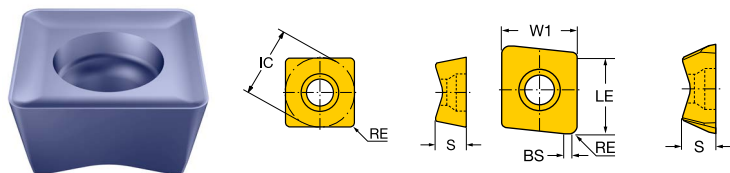
		P		M								
		1230	1230	SSC	S	BS	RE	IC	BSR	APMX	HAND	
					[inch]	[inch]	[inch]	[inch]	[inch]	[inch]		
Medium	NEW	600R-1045M-MM	●	○	10	0.177	0.031	0.197	0.394	3.937	0.142	Right
	NEW	600R-1252M-MM	●	○	12	0.205	0.039	0.236	0.472	0.591	0.181	Right

● = First choice ○ = Good choice



CoroMill® 690 insert for milling

Square shoulder milling



Metric (mm)

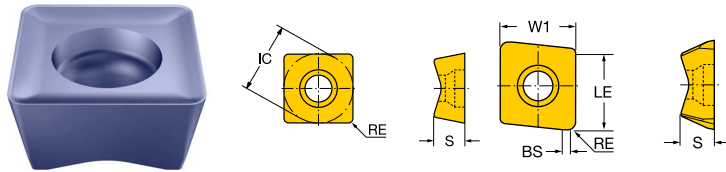
		S										
Ordering code		1230	SSC	S [mm]	BS [mm]	RE [mm]	IC [mm]	W1 [mm]	LE [mm]	KRINS [deg]	HAND	
NEW	690-100508M-E-SL	○	10E	5.20	1.0	0.8		10.0	10.0	90.00	Right	
NEW	690-100510M-P-SL	○	10P	5.20		1.0	10.00		9.0	90.00	Neutral	
NEW	690-100512M-E-SL	○	10E	5.20	1.0	1.2		10.0	10.0	90.00	Right	
NEW	690-100516M-E-SL	○	10E	5.20	1.0	1.6		10.0	10.0	90.00	Right	
NEW	690-100520M-E-SL	○	10E	5.20	1.0	2.0		10.0	10.0	90.00	Right	
NEW	690-100531M-E-SL	○	10E	5.20	1.0	3.1		10.0	10.0	90.00	Right	
NEW	690-140608M-E-SL	○	14E	6.35	1.0	0.8		14.5	14.8	90.00	Right	
NEW	690-140610M-P-SL	○	14P	6.35		1.0	14.50		13.5	90.00	Neutral	
NEW	690-140612M-E-SL	○	14E	6.35	1.0	1.2		14.5	14.8	90.00	Right	
NEW	690-140616M-E-SL	○	14E	6.35	1.0	1.6		14.5	14.8	90.00	Right	
NEW	690-140631M-E-SL	○	14E	6.35	1.0	3.1		14.5	14.8	90.00	Right	

● = First choice ○ = Good choice



CoroMill® 690 insert for milling

Square shoulder milling



Imperial (inch)

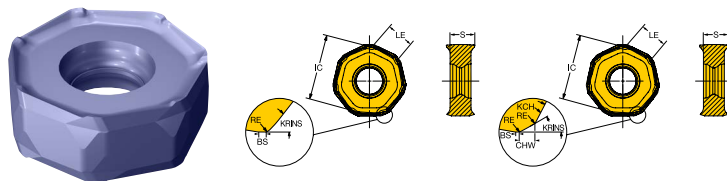
Ordering code	S										
	1230	SSC	S [inch]	BS [inch]	RE [inch]	IC [inch]	W1 [inch]	LE [inch]	KRINS [deg]	HAND	
NEW 690-100508M-E-SL	○	10E	0.205	0.039	0.031		0.4	0.394	90.000	Right	
NEW 690-100510M-P-SL	○	10P	0.205		0.039	0.394		0.354	90.000	Neutral	
NEW 690-100512M-E-SL	○	10E	0.205	0.039	0.047		0.4	0.394	90.000	Right	
NEW 690-100516M-E-SL	○	10E	0.205	0.039	0.063		0.4	0.394	90.000	Right	
NEW 690-100520M-E-SL	○	10E	0.205	0.039	0.079		0.4	0.394	90.000	Right	
NEW 690-100531M-E-SL	○	10E	0.205	0.039	0.122		0.4	0.394	90.000	Right	
NEW 690-140608M-E-SL	○	14E	0.250	0.039	0.031		0.6	0.581	90.000	Right	
NEW 690-140610M-P-SL	○	14P	0.250		0.039	0.571		0.531	90.000	Neutral	
NEW 690-140612M-E-SL	○	14E	0.250	0.039	0.047		0.6	0.581	90.000	Right	
NEW 690-140616M-E-SL	○	14E	0.250	0.039	0.063		0.6	0.581	90.000	Right	
NEW 690-140631M-E-SL	○	14E	0.250	0.039	0.122		0.6	0.581	90.000	Right	

● = First choice ○ = Good choice



CoroMill® 745 insert for milling

Face milling



Metric (mm)

		P													
		Ordering code	1230	SSC	S [mm]	BS [mm]	RE [mm]	IC [mm]	KCH [deg]	CHW [mm]	LE [mm]	BSR [mm]	APMX [mm]	KRINS [deg]	HAND
Medium	M30	NEW 745R-2109E-M30	●	21	9.00	0.3	1.0	21.00	17.0	1.3	8.9	25.0	5.2	42.00	Right
	M31	NEW 745R-2109E-M31	●	21	9.00	1.9	1.0	21.00			7.1	150.0	4.5	42.00	Right
	M50	NEW 745R-2109E-M50	●	21	9.00	0.3	1.0	21.00	17.0	1.3	8.9	25.0	5.2	42.00	Right

● = First choice ○ = Good choice

Imperial (inch)

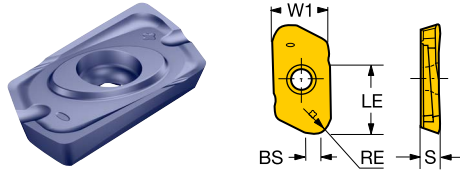
		P													
		Ordering code	1230	SSC	S [inch]	BS [inch]	RE [inch]	IC [inch]	KCH [deg]	CHW [inch]	LE [inch]	BSR [inch]	APMX [inch]	KRINS [deg]	HAND
Medium	M30	NEW 745R-2109E-M30	●	21	0.354	0.012	0.039	0.827	17.0	0.051	0.350	0.984	0.205	42.000	Right
	M31	NEW 745R-2109E-M31	●	21	0.354	0.075	0.039	0.827			0.280	5.906	0.177	42.000	Right
	M50	NEW 745R-2109E-M50	●	21	0.354	0.012	0.039	0.827	17.0	0.051	0.350	0.984	0.205	42.000	Right

● = First choice ○ = Good choice



CoroMill® 790 insert for milling

Square shoulder milling



Metric (mm)

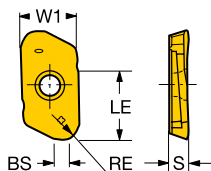

		P M											
Ordering code		1230	1230	SSC	S [mm]	BS [mm]	RE [mm]	W1 [mm]	LE [mm]	APMX [mm]	KRINS [deg]	HAND	
Light PL	NEW R790-160408PH-PL	●	○	16	4.00	1.0	0.8	11.0	12.0	12.0	90.00	Right	
	NEW R790-160416PH-PL	●	○	16	4.00	1.0	1.6	11.0	12.0	12.0	90.00	Right	
	NEW R790-160420PH-PL	●	○	16	4.00	1.0	2.0	11.0	12.0	12.0	90.00	Right	
	NEW R790-160431PH-PL	●	○	16	4.00	1.0	3.1	11.0	12.0	12.0	90.00	Right	
	NEW R790-160440PH-PL	●	○	16	4.00	1.0	4.0	11.0	12.0	12.0	90.00	Right	
	NEW R790-160450PH-PL	●	○	16	4.00		5.0	11.0	12.0	12.0	90.00	Right	
	NEW R790-220508PH-PL	●	○	22	5.00	1.0	0.8	16.0	18.0	18.0	90.00	Right	
	NEW R790-220516PH-PL	●	○	22	5.00	1.0	1.6	16.0	18.0	18.0	90.00	Right	

● = First choice ○ = Good choice



CoroMill® 790 insert for milling

Square shoulder milling



Imperial (inch)

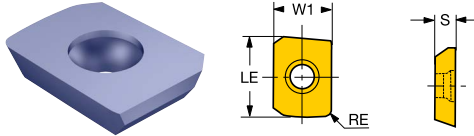
		P		M								
	Ordering code	1230	1230	SSC	S	BS	RE	W1	LE	APMX	KRINS	HAND
					[inch]	[inch]	[inch]	[inch]	[inch]	[inch]	[deg]	
Light PL	NEW R790-160408PH-PL	●	○	16	0.157	0.039	0.031	0.4	0.472	0.472	90.000	Right
	NEW R790-160416PH-PL	●	○	16	0.157	0.039	0.063	0.4	0.472	0.472	90.000	Right
	NEW R790-160420PH-PL	●	○	16	0.157	0.039	0.079	0.4	0.472	0.472	90.000	Right
	NEW R790-160431PH-PL	●	○	16	0.157	0.039	0.122	0.4	0.472	0.472	90.000	Right
	NEW R790-160440PH-PL	●	○	16	0.157	0.039	0.157	0.4	0.472	0.472	90.000	Right
	NEW R790-160450PH-PL	●	○	16	0.157		0.197	0.4	0.472	0.472	90.000	Right
	NEW R790-220508PH-PL	●	○	22	0.197	0.039	0.031	0.6	0.709	0.709	90.000	Right
	NEW R790-220516PH-PL	●	○	22	0.197	0.039	0.063	0.6	0.709	0.709	90.000	Right

● = First choice ○ = Good choice



T-Max[®] Long edge insert for milling

Square shoulder milling



Metric (mm)

				P	M							
		Ordering code		1230	1230	SSC	S	RE	W1	LE	KRINS	HAND
							[mm]	[mm]	[mm]	[mm]	[deg]	
Light	ML	NEW	LEHW 18 04 16R-2	●	○	18	4.75	1.6	13.7	19.0	90.00	Right
	PL	NEW	LDHT 19 04 00-PL	●	○	19	4.75	0.2	13.8	19.1	90.00	Neutral
		NEW	LEHT 18 04 16R-PL2	●	○	18	4.75	1.6	13.7	19.0	90.00	Right

● = First choice ○ = Good choice

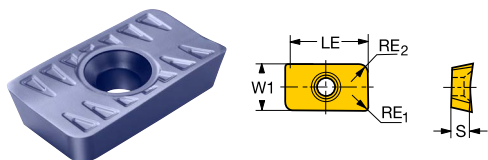
Imperial (inch)

				P	M							
		Ordering code		1230	1230	SSC	S	RE	W1	LE	KRINS	HAND
							[inch]	[inch]	[inch]	[inch]	[deg]	
Light	ML	NEW	LEHW 18 04 16R-2	●	○	18	0.187	0.063	0.5	0.748	90.000	Right
	PL	NEW	LDHT 19 04 00-PL	●	○	19	0.187	0.008	0.5	0.752	90.000	Neutral
		NEW	LEHT 18 04 16R-PL2	●	○	18	0.187	0.063	0.5	0.748	90.000	Right

● = First choice ○ = Good choice



Plunge milling insert



Metric (mm)

		P M										
		1230	1230	SSC	S	RE	W1	LE	APMX	KRINS	HAND	
					[mm]	[mm]	[mm]	[mm]	[mm]	[deg]		
Medium PM	NEW	LPMH 25 06 10-PM	● ○	25	6.35	0.8	14.3	21.6	21.6	92.00	Right	

● = First choice ○ = Good choice

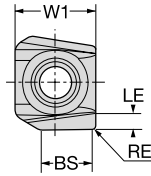

Imperial (inch)

		P M										
		1230	1230	SSC	S	RE	W1	LE	APMX	KRINS	HAND	
					[inch]	[inch]	[inch]	[inch]	[inch]	[deg]		
Medium PM	NEW	LPMH 25 06 10-PM	● ○	25	0.250	0.031	0.6	0.850	0.850	92.000	Right	

● = First choice ○ = Good choice

CoroMill® Century insert for milling

Face milling



Metric (mm)

		P S M															
		1230	1230	1230	SSC	S	BS	RE	W1	LE	BSR	APMX	KRINS	HAND			
						[mm]	[mm]	[mm]	[mm]	[mm]	[mm]	[mm]	[deg]				
Light	PL	NEW			●	○	11	5.00	1.7	0.8	11.5	11.0	200.0	10.0	90.00	Right	
	PTW	NEW			●	○	○	11	5.00	7.0	0.4	11.5	2.0		2.0	90.00	Right
	PW	NEW			●	○	○	11	5.00	7.0	0.8	11.5	2.0	500.0	2.0	90.00	Right

● = First choice ○ = Good choice

Imperial (inch)


		P S M															
		1230	1230	1230	SSC	S	BS	RE	W1	LE	BSR	APMX	KRINS	HAND			
						[inch]	[inch]	[inch]	[inch]	[inch]	[inch]	[inch]	[deg]				
Light	PL	NEW			●	○	11	0.197	0.067	0.031	0.5	0.433	7.874	0.394	90.000	Right	
	PTW	NEW			●	○	○	11	0.197	0.276	0.016	0.5	0.079		0.079	90.000	Right
	PW	NEW			●	○	○	11	0.197	0.276	0.031	0.5	0.079	19.685	0.079	90.000	Right

● = First choice ○ = Good choice



CoroMill® MS20 insert for milling

Square shoulder milling



Metric (mm)

		S		M													
		S30T	2040	S30T	1040	2040	SSC	S	BS	RE	W1	LE	APMX	KRINS	HAND		
Ordering code																	
		[mm]															
Heavy	M30	NEW	MS20-10T308M-M30	●				10	3.60	1.2	0.8	6.7	9.1	9.0	90.00	Right	
		NEW	MS20-10T312M-M30	●				10	3.60	1.2	1.2	6.7	9.1	9.0	90.00	Right	
		NEW	MS20-10T316M-M30	●				10	3.60	1.2	1.6	6.7	9.1	9.0	90.00	Right	
Medium	M20	NEW	MS20-10T308M-M20	●	○	○	●	○	10	3.60	1.2	0.8	6.7	9.1	9.0	90.00	Right
		NEW	MS20-10T312M-M20	●	○	○	●	○	10	3.60	1.2	1.2	6.7	9.1	9.0	90.00	Right
		NEW	MS20-10T316M-M20	●	○	○	●	○	10	3.60	1.2	1.6	6.7	9.1	9.0	90.00	Right

● = First choice ○ = Good choice

Imperial (inch)

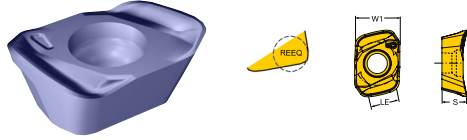
		S		M													
		S30T	2040	S30T	1040	2040	SSC	S	BS	RE	W1	LE	APMX	KRINS	HAND		
Ordering code																	
		[inch]															
Heavy	M30	NEW	MS20-10T308M-M30	●				10	0.142	0.047	0.031	0.3	0.358	0.354	90.000	Right	
		NEW	MS20-10T312M-M30	●				10	0.142	0.047	0.047	0.3	0.358	0.354	90.000	Right	
		NEW	MS20-10T316M-M30	●				10	0.142	0.047	0.063	0.3	0.358	0.354	90.000	Right	
Medium	M20	NEW	MS20-10T308M-M20	●	○	○	●	○	10	0.142	0.047	0.031	0.3	0.358	0.354	90.000	Right
		NEW	MS20-10T312M-M20	●	○	○	●	○	10	0.142	0.047	0.047	0.3	0.358	0.354	90.000	Right
		NEW	MS20-10T316M-M20	●	○	○	●	○	10	0.142	0.047	0.063	0.3	0.358	0.354	90.000	Right

● = First choice ○ = Good choice



CoroMill® MH20 insert for milling

Face milling



Metric (mm)

				P	M										
		Ordering code		1230	1230	SSC	S	RE	REEQ	W1	LE	APMX	KRINS	HAND	
							[mm]	[mm]	[mm]	[mm]	[mm]	[mm]	[deg]		
Medium	M20	NEW	MH20-060320M-M20	●	○	06	3.42	1.6	2.0	6.4	4.5	0.8	15.00	Right	
		NEW	MH20-080425M-M20	●	○	08	4.03	2.1	2.5	8.5	5.9	1.2	15.00	Right	
M50		NEW	MH20-060320M-M50	●	○	06	3.42	1.6	2.0	6.4	4.5	0.8	15.00	Right	
		NEW	MH20-080425M-M50	●	○	08	4.03	2.1	2.5	8.5	5.9	1.2	15.00	Right	

● = First choice ○ = Good choice

Imperial (inch)

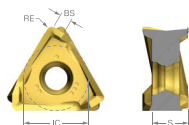

				P	M										
		Ordering code		1230	1230	SSC	S	RE	REEQ	W1	LE	APMX	KRINS	HAND	
							[inch]	[inch]	[inch]	[inch]	[inch]	[inch]	[deg]		
Medium	M20	NEW	MH20-060320M-M20	●	○	06	0.135	0.063	0.079	0.3	0.177	0.031	15.000	Right	
		NEW	MH20-080425M-M20	●	○	08	0.159	0.083	0.098	0.3	0.232	0.047	15.000	Right	
M50		NEW	MH20-060320M-M50	●	○	06	0.135	0.063	0.079	0.3	0.177	0.031	15.000	Right	
		NEW	MH20-080425M-M50	●	○	08	0.159	0.083	0.098	0.3	0.232	0.047	15.000	Right	

● = First choice ○ = Good choice



CoroMill® MS60 insert for milling

Square shoulder milling



Metric (mm)

		Material																	
		P		S	K		M												
	Ordering code	4330	1130	1040	4330	1020	3330	1130	1040	SSC	S [mm]	BS [mm]	RE [mm]	IC [mm]	LE [mm]	APMX [mm]	KRINS [deg]	HAND	
Light	L50	MS60-160508M-L50	○	●	○	○	●	○	○	●	1605	5.35	1.6	0.8	9.60	8.0	8.0	90.00	Right
Medium	M40	MS60-160508M-M40	○	●	○	○	●	○		1605	5.35	1.6	0.8	9.60	8.0	8.0	90.00	Right	

● = First choice ○ = Good choice

Imperial (inch)

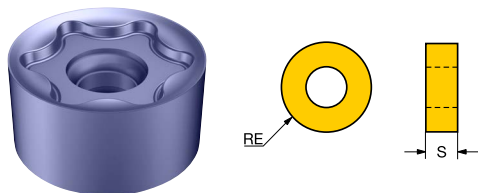
		Material																	
		P		S	K		M												
	Ordering code	4330	1130	1040	4330	1020	3330	1130	1040	SSC	S [inch]	BS [inch]	RE [inch]	IC [inch]	LE [inch]	APMX [inch]	KRINS [deg]	HAND	
Light	L50	MS60-160508M-L50	○	●	○	○	●	○	○	●	1605	0.211	0.063	0.031	0.378	0.315	0.315	90.000	Right
Medium	M40	MS60-160508M-M40	○	●	○	○	●	○		1605	0.211	0.063	0.031	0.378	0.315	0.315	90.000	Right	

● = First choice ○ = Good choice



CoroMill® MR80 insert for milling

Face milling



Metric (mm)

												SSC	S	RE	IC	APMX	HAND	
		P				S	K	M				[mm]	[mm]	[mm]	[mm]			
Ordering code		4340	4330	1230	1130	S30T	4330	S30T	4340	1230	1130	1040						
Light	L50	NEW	MR80-1206E-L50	○	●	○	○	○	○	○	○	●	1206	6.00	6.0	12.00	3.0	Neutral

● = First choice ○ = Good choice

Imperial (inch)

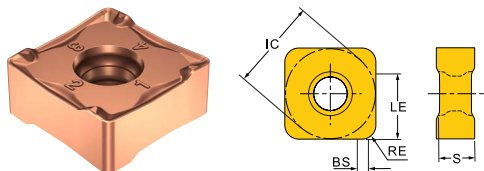
												SSC	S	RE	IC	APMX	HAND	
		P				S	K	M				[inch]	[inch]	[inch]	[inch]			
Ordering code		4340	4330	1230	1130	S30T	4330	S30T	4340	1230	1130	1040						
Light	L50	NEW	MR80-1206E-L50	○	●	○	○	○	○	○	○	●	1206	0.236	0.236	0.472	0.118	Neutral

● = First choice ○ = Good choice



CoroMill® MF80 insert for milling

Face milling



Metric (mm)

		P										
		1230	SSC	S	BS	RE	IC	LE	APMX	KRINS	HAND	
				[mm]	[mm]	[mm]	[mm]	[mm]	[mm]	[deg]		
Medium M50	NEW	MF80-130508M-M50	●	13	5.00	1.6	0.8	13.00	9.0	9.0	89.50	Right

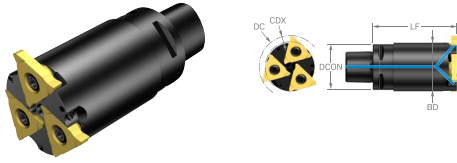
● = First choice ○ = Good choice

Imperial (inch)

		P										
		1230	SSC	S	BS	RE	IC	LE	APMX	KRINS	HAND	
				[inch]	[inch]	[inch]	[inch]	[inch]	[inch]	[deg]		
Medium M50	NEW	MF80-130508M-M50	●	13	0.197	0.063	0.031	0.512	0.354	0.354	89.500	Right

● = First choice ○ = Good choice

CoroMill® 328 groove milling cutter



Metric (mm)

	Ordering code	DC [mm]	CNSC	DCON _{MS} [mm]	BD [mm]	LF [mm]	CDX [mm]	CW [mm]	RPMX [1/min]
NEW	328-044C3-13M	44.00	3	32.00	34.0	60.00	4.0	1.30	17100
NEW	328-050C4-13M	50.00	3	40.00	40.0	40.00	4.0	1.30	14900
NEW	328-063C5-13M	63.00	3	50.00	50.0	40.00	5.0	1.30	11900

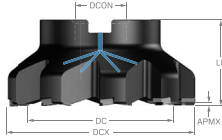

Imperial (inch)

	Ordering code	DC [inch]	CNSC	DCON _{MS} [inch]	BD [inch]	LF [inch]	CDX [inch]	CW [inch]	RPMX [1/min]
NEW	328-044C3-13M	1.732	3	1.260	1.339	2.362	0.157	0.051	17100
NEW	328-050C4-13M	1.969	3	1.575	1.575	1.575	0.157	0.051	14900
NEW	328-063C5-13M	2.480	3	1.969	1.969	1.575	0.197	0.051	11900




M5B90 face milling cutter

Aluminum finish milling




Metric (mm)

Ordering code	DC [mm]	DCX [mm]	APMX _{FFW} [mm]	RMPX [deg]	CNSC		DCON _{MS} [mm]	LF [mm]	RPMX [1/min]
5B90-100Q32-09H	100.00	111.20	0.6	0.00	1	9	32.00	50.00	16000
5B90-125Q40-09M	125.00	137.00	0.6	0.00	1	9	40.00	63.00	13500
5B90-160Q40-09M	160.00	173.50	0.6	0.00	1	9	40.00	63.00	10500

AZ [mm]	STDLET	KAPR [deg]	TQ [Nm]
0.0	B	90.0	3.6

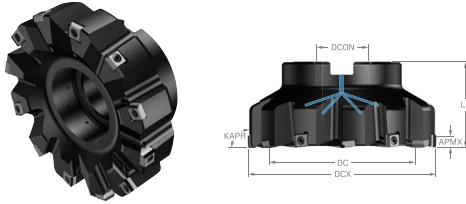
Imperial (inch)

Ordering code	DC [inch]	DCX [inch]	APMX _{FFW} [inch]	RMPX [deg]	CNSC		DCON _{MS} [inch]	LF [inch]	RPMX [1/min]
5B90-100Q32-09H	3.937	4.378	0.024	0.00	1	9	1.260	1.969	16000
5B90-125Q40-09M	4.921	5.394	0.024	0.00	1	9	1.575	2.480	13500
5B90-160Q40-09M	6.299	6.831	0.024	0.00	1	9	1.575	2.480	10500


AZ [inch]	STDLET	KAPR [deg]	TQ [ft]
0.000	B	90.0	2.7

M5C90 face milling cutter

Aluminum rough & finish milling




Metric (mm)

Ordering code	DC [mm]	DCX [mm]	APMX _{FFW} [mm]	RMPX [deg]	CNSC		DCON _{MS} [mm]	STDLET	LF [mm]	RPMX [1/min]
5C90-063Q22-09H	63.00	74.50	3.0	0.00	1	8	22.00	A	40.00	18000
5C90-080Q27-09M	80.00	91.50	3.0	0.00	1	8	27.00	A	50.00	16000
5C90-100Q32-09M	100.00	111.70	3.0	0.00	1	10	32.00	B	50.00	16000
5C90-125Q40-09H	125.00	136.50	3.0	0.00	1	12	40.00	B	63.00	13500

AZ [mm]	KAPR [deg]	TQ [Nm]
0.0	90.0	3.6

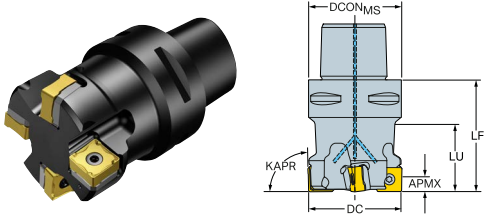
Imperial (inch)

Ordering code	DC [inch]	DCX [inch]	APMX _{FFW} [inch]	RMPX [deg]	CNSC		DCON _{MS} [inch]	STDLET	LF [inch]	RPMX [1/min]
5C90-063Q22-09H	2.480	2.933	0.118	0.00	1	8	0.866	A	1.575	18000
5C90-080Q27-09M	3.150	3.602	0.118	0.00	1	8	1.063	A	1.969	16000
5C90-100Q32-09M	3.937	4.398	0.118	0.00	1	10	1.260	B	1.969	16000
5C90-125Q40-09H	4.921	5.374	0.118	0.00	1	12	1.575	B	2.480	13500

AZ [inch]	KAPR [deg]	TQ [ft]
0.000	90.0	2.7



CoroMill® MF80 face milling cutter



Metric (mm)

Ordering code	DC [mm]	APMX [mm]	CNSC		DCON _{MS} [mm]	LF [mm]	RPMX [1/min]
MF80-R050C5-13M	50.00	9.0	3	4	50.00	60.00	13200

R = Right hand. L = Left hand

AZ [mm]	KAPR [deg]	TQ [Nm]
0.0	89.5	3.0

Imperial (inch)

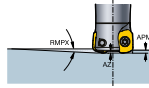
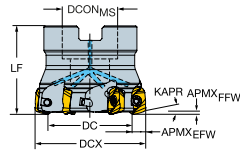
Ordering code	DC [inch]	APMX [inch]	CNSC		DCON _{MS} [inch]	LF [inch]	RPMX [1/min]
MF80-AR051C5-13M	2.000	0.354	3	4	1.969	2.362	13100

R = Right hand. L = Left hand

AZ [inch]	KAPR [deg]	TQ [ft]
0.000	89.5	2.2

CoroMill® MH20 face milling cutter

High feed pocket milling



Metric (mm)

AZ [mm]	STDLET	KAPR [deg]	TQ [Nm]
0.9	A	15.0	2.0

Ordering code	DC [mm]	DCX [mm]	APMX _{EFW} [mm]	APMX _{FFW} [mm]	RMPX [deg]	CNSC		DCON _{MS} [mm]	LF [mm]	RPMX [1/min]
MH20-R044Q16-08H	33.35	44.00	5.3	1.2	2.30	1	5	16.00	40.00	15700
MH20-R052Q22-08H	41.35	52.00	5.3	1.2	1.70	1	6	22.00	40.00	14500
MH20-R052Q22-08M	41.35	52.00	5.3	1.2	1.70	1	5	22.00	40.00	14500
MH20-R054Q22-08H	43.35	54.00	5.3	1.2	1.65	1	6	22.00	40.00	14200
MH20-R054Q22-08M	43.35	54.00	5.3	1.2	1.65	1	5	22.00	40.00	14200
MH20-R063Q22-08H	52.35	63.00	5.3	1.2	1.50	1	7	22.00	40.00	13200
MH20-R063Q22-08M	52.35	63.00	5.3	1.2	1.50	1	6	22.00	40.00	13200
MH20-R066Q22-08H	55.35	66.00	5.3	1.2	1.40	1	7	22.00	40.00	12800
MH20-R066Q22-08M	55.35	66.00	5.3	1.2	1.40	1	6	22.00	40.00	12800

R = Right hand. L = Left hand

AZ [inch]	STDLET	KAPR [deg]	TQ [ft]
0.035	A	15.0	1.5

Imperial (inch)

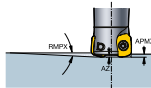
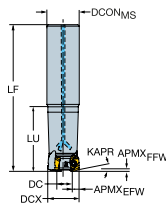
Ordering code	DC [inch]	DCX [inch]	APMX _{EFW} [inch]	APMX _{FFW} [inch]	RMPX [deg]	CNSC		DCON _{MS} [inch]	LF [inch]	RPMX [1/min]
MH20-AR063R19-08H	2.081	2.500	0.209	0.047	1.50	1	7	0.750	1.575	13100
MH20-AR063R19-08M	2.081	2.500	0.209	0.047	1.50	1	6	0.750	1.575	13100

R = Right hand. L = Left hand




CoroMill® MH20 face milling cutter

High feed pocket milling



AZ [mm]	KAPR [deg]	TQ [Nm]
0.7	15.0	0.9


Metric (mm)

Ordering code	DC [mm]	DCX [mm]	APMX _{EFW} [mm]	APMX _{FFW} [mm]	RMPX [deg]	CNSC		DCON _{MS} [mm]	LF [mm]	RPMX [1/min]
MH20-R032A32-06H	23.57	32.00	4.2	0.8	2.40	1	5	32.00	210.00	18500

R = Right hand. L = Left hand

AZ [inch]	KAPR [deg]	TQ [ft]
0.028	15.0	0.7

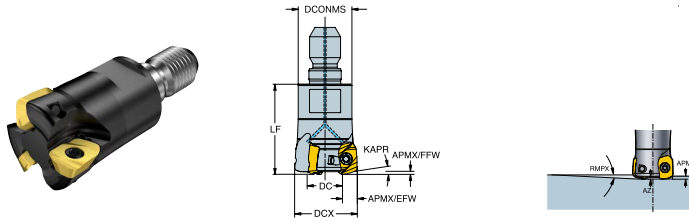
Imperial (inch)

Ordering code	DC [inch]	DCX [inch]	APMX _{EFW} [inch]	APMX _{FFW} [inch]	RMPX [deg]	CNSC		DCON _{MS} [inch]	LF [inch]	RPMX [1/min]
MH20-AR032032-06H	0.918	1.250	0.165	0.031	2.40	1	5	1.250	8.268	18500

R = Right hand. L = Left hand

CoroMill® MH20 face milling cutter

High feed pocket milling



KAPR
[deg]
15.0

Metric (mm)

Ordering code	DC [mm]	DCX [mm]	APMX _{EFW} [mm]	APMX _{FFW} [mm]	RMPX [deg]	AZ [mm]	CNSC			DCON _{MS} [mm]	LF [mm]	TQ [Nm]	RPMX [1/min]
MH20-R016T08-06L	7.57	16.00	4.2	0.8	9.50	0.7	1	2		12.80	25.00	0.9	26100
MH20-R020T10-06M	11.57	20.00	4.2	0.8	5.80	0.7	1		3	17.80	30.00	0.9	23400
MH20-R020T10-08L	9.35	20.00	5.3	1.2	5.80	0.9	1	2		17.80	30.00	1.4	23400
MH20-R025T12-06H	16.57	25.00	4.2	0.8	3.70	0.7	1		4	20.80	35.00	0.9	20900
MH20-R025T12-08M	14.35	25.00	5.3	1.2	5.70	0.9	1	3		20.80	35.00	2.0	20900
MH20-R032T16-06H	23.57	32.00	4.2	0.8	2.40	0.7	1		5	28.80	45.00	0.9	18500
MH20-R032T16-08M	21.35	32.00	5.3	1.2	3.60	0.9	1	4		28.80	45.00	2.0	18500

KAPR
[deg]
15.0

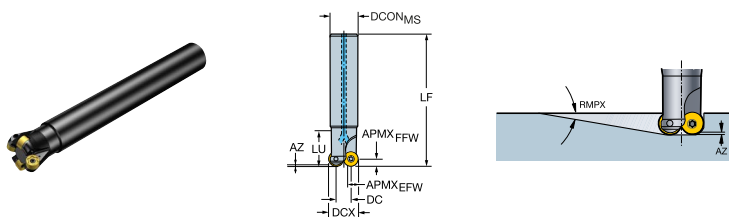
Imperial (inch)

Ordering code	DC [inch]	DCX [inch]	APMX _{EFW} [inch]	APMX _{FFW} [inch]	RMPX [deg]	AZ [inch]	CNSC			DCON _{MS} [inch]	LF [inch]	TQ [ft]	RPMX [1/min]
MH20-R016T08-06L	0.298	0.630	0.165	0.031	9.50	0.028	1	2		0.504	0.984	0.7	26100
MH20-R020T10-06M	0.456	0.787	0.165	0.031	5.80	0.028	1		3	0.701	1.181	0.7	23400
MH20-R020T10-08L	0.368	0.787	0.209	0.047	5.80	0.035	1	2		0.701	1.181	1.0	23400
MH20-R025T12-06H	0.652	0.984	0.165	0.031	3.70	0.028	1		4	0.819	1.378	0.7	20900
MH20-R025T12-08M	0.565	0.984	0.209	0.047	5.70	0.035	1	3		0.819	1.378	1.5	20900
MH20-R032T16-06H	0.928	1.260	0.165	0.031	2.40	0.028	1		5	1.134	1.772	0.7	18500
MH20-R032T16-08M	0.841	1.260	0.209	0.047	3.60	0.035	1	4		1.134	1.772	1.5	18500



CoroMill® MR80 face milling cutter

Face & profile milling



Metric (mm)

TQ
[Nm]
2.0

Ordering code	DC [mm]	DCX [mm]	APMX _{FFW} [mm]	RMPX [deg]	AZ [mm]	CNSC		DCON _{MS} [mm]	LF [mm]	LU [mm]	RPMX [1/min]
MR80-R032A32-12H	20.00	32.00	6.0	0.86	0.2	1	3	32.00	190.00	40.00	11700
MR80-R040A32-12H	28.00	40.00	6.0	0.86	0.3	1	4	32.00	250.00	40.00	10400

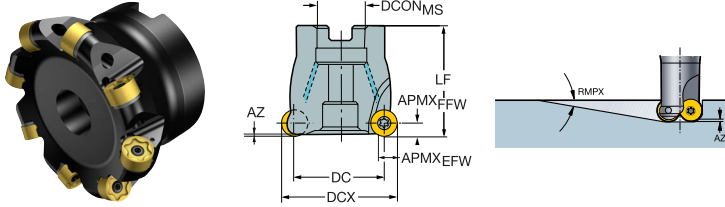
Imperial (inch)

TQ
[ft]
1.5

Ordering code	DC [inch]	DCX [inch]	APMX _{FFW} [inch]	RMPX [deg]	AZ [inch]	CNSC		DCON _{MS} [inch]	LF [inch]	LU [inch]	RPMX [1/min]
MR80-R032A32-12H	0.787	1.260	0.236	0.86	0.006	1	3	1.260	7.480	1.575	11700
MR80-R040A32-12H	1.102	1.575	0.236	0.86	0.011	1	4	1.260	9.843	1.575	10400

CoroMill® MR80 face milling cutter

Face & profile milling



Metric (mm)

Ordering code	DC [mm]	DCX [mm]	APMX _{FFW} [mm]	RMPX [deg]	CNSC		DCON _{MS} [mm]	STDLET	LF [mm]	RPMX [1/min]
MR80-AR051R19-12H	38.80	50.80	6.0	0.74	1	6	19.05	A	40.00	9300
MR80-AR051R19-12M	38.80	50.80	6.0	0.74	1	4	19.05	A	40.00	9300
MR80-AR063R19-12M	51.50	63.50	6.0	0.59	1	6	19.05	A	50.00	8300
MR80-AR076R25-12M	64.20	76.20	6.0	0.43	1	8	25.40	A	50.00	7400
MR80-AR102R38-12M	89.60	101.60	6.0	0.33	1	10	38.10	B	50.00	6600

AZ [mm]	TQ [Nm]
0.0	2.0

Imperial (inch)

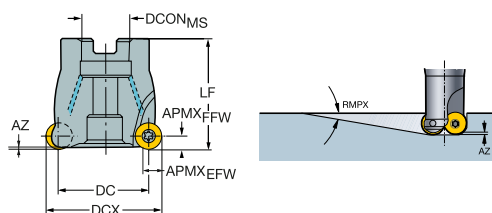

Ordering code	DC [inch]	DCX [inch]	APMX _{FFW} [inch]	RMPX [deg]	CNSC		DCON _{MS} [inch]	STDLET	LF [inch]	RPMX [1/min]
MR80-AR051R19-12H	1.528	2.000	0.236	0.74	1	6	0.750	A	1.575	9300
MR80-AR051R19-12M	1.528	2.000	0.236	0.74	1	4	0.750	A	1.575	9300
MR80-AR063R19-12M	2.028	2.500	0.236	0.59	1	6	0.750	A	1.969	8300
MR80-AR076R25-12M	2.528	3.000	0.236	0.43	1	8	1.000	A	1.969	7400
MR80-AR102R38-12M	3.528	4.000	0.236	0.33	1	10	1.500	B	1.969	6600

AZ [inch]	TQ [ft]
0.000	1.5



CoroMill® MR80 face milling cutter

Face & profile milling



Metric (mm)

Ordering code	DC [mm]	DCX [mm]	APMX _{FFW} [mm]	RMPX [deg]	CNSC		DCON _{MS} [mm]	LF [mm]	RPMX [1/min]
MR80-R050Q22-12H	38.00	50.00	6.0	0.74	1	6	22.00	40.00	9300
MR80-R050Q22-12M	38.00	50.00	6.0	0.74	1	4	22.00	40.00	9300
MR80-R063Q22-12H	51.00	63.00	6.0	0.59	1	8	22.00	50.00	8300
MR80-R063Q22-12M	51.00	63.00	6.0	0.59	1	6	22.00	50.00	8300
MR80-R080Q27-12H	68.00	80.00	6.0	0.43	1	10	27.00	50.00	7400
MR80-R080Q27-12M	68.00	80.00	6.0	0.43	1	8	27.00	50.00	7400
MR80-R100Q32-12H	88.00	100.00	6.0	0.33	1	12	32.00	50.00	6600
MR80-R100Q32-12M	88.00	100.00	6.0	0.33	1	10	32.00	50.00	6600

AZ [mm]	STDLET	TQ [Nm]
0.4	A	2.0

Imperial (inch)


Ordering code	DC [inch]	DCX [inch]	APMX _{FFW} [inch]	RMPX [deg]	AZ [inch]	CNSC		DCON _{MS} [inch]	LF [inch]	RPMX [1/min]
MR80-R050Q22-12H	1.496	1.969	0.236	0.74	0.014	1	6	0.866	1.575	9300
MR80-R050Q22-12M	1.496	1.969	0.236	0.74	0.014	1	4	0.866	1.575	9300
MR80-R063Q22-12H	2.008	2.480	0.236	0.59	0.017	1	8	0.866	1.969	8300
MR80-R063Q22-12M	2.008	2.480	0.236	0.59	0.017	1	6	0.866	1.969	8300
MR80-R080Q27-12H	2.677	3.150	0.236	0.43	0.017	1	10	1.063	1.969	7400
MR80-R080Q27-12M	2.677	3.150	0.236	0.43	0.017	1	8	1.063	1.969	7400
MR80-R100Q32-12H	3.465	3.937	0.236	0.33	0.017	1	12	1.260	1.969	6600
MR80-R100Q32-12M	3.465	3.937	0.236	0.33	0.017	1	10	1.260	1.969	6600

STDLET	TQ [ft]
A	1.5



CoroMill® MS20 square shoulder milling cutter

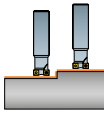
Cylindrical shank - Internal coolant supply



AZ [mm]	KAPR [deg]	TQ [Nm]
1.0	90.0	1.6

Metric (mm)

	Ordering code	DC [mm]	APMX [mm]	RMPX _{FFW} [deg]	CNSC			DCON _{MS} [mm]	BD [mm]	LB [mm]	LF [mm]	LU [mm]	RPMX [1/min]
NEW	MS20-R016A16-10L	16.00	9.0	7.70	1	2		16.00	15.4		100.00	25.00	42900
NEW	MS20-R016A16L-10L	16.00	9.0	7.70	1	2		16.00	15.4		145.00	25.00	22300
NEW	MS20-R018A16L-10L	18.00	9.0	6.20	1	2		16.00	17.4	25.0	145.00		24800
NEW	MS20-R020A20-10L	20.00	9.0	4.90	1	2		20.00	19.2		110.00	25.00	35800
NEW	MS20-R020A20-10M	20.00	9.0	4.90	1		3	20.00	19.2		110.00	25.00	35800
NEW	MS20-R020A20L-10L	20.00	9.0	4.90	1	2		20.00	19.2		170.00	40.00	18600
NEW	MS20-R022A20L-10L	22.00	9.0	4.20	1	2		20.00	21.1	30.0	170.00		20200
NEW	MS20-R025A25-10H	25.00	9.0	3.30	1		4	25.00	23.9		120.00	32.00	30500
NEW	MS20-R025A25-10L	25.00	9.0	3.30	1	2		25.00	23.9		120.00	32.00	30500
NEW	MS20-R025A25-10M	25.00	9.0	3.30	1		3	25.00	23.9		120.00	32.00	30500
NEW	MS20-R025A25L-10L	25.00	9.0	3.30	1	2		25.00	23.9		210.00	50.00	14300
NEW	MS20-R030A25L-10L	30.00	9.0	2.50	1	2		25.00	28.7	30.0	210.00		15300
NEW	MS20-R032A32-10H	32.00	9.0	2.20	1		5	32.00	30.7		130.00	40.00	25900
NEW	MS20-R032A32-10L	32.00	9.0	2.20	1	2		32.00	30.7		130.00	40.00	25900
NEW	MS20-R032A32-10M	32.00	9.0	2.20	1		3	32.00	30.7		130.00	40.00	25900
NEW	MS20-R032A32L-10L	32.00	9.0	2.20	1	2		32.00	30.7		250.00	65.00	11800
NEW	MS20-R040A32-10H	40.00	9.0	1.60	1		6	32.00	38.5	30.0	170.00		22600
NEW	MS20-R040A32-10L	40.00	9.0	1.60	1	2		32.00	38.5	30.0	170.00		22600
NEW	MS20-R040A32-10M	40.00	9.0	1.60	1		4	32.00	38.5	30.0	170.00		22600
NEW	MS20-R040A32L-10L	40.00	9.0	1.60	1	2		32.00	38.5	33.0	250.00		12800




R = Right hand, L = Left hand



CoroMill® MS20 square shoulder milling cutter

Cylindrical shank - Internal coolant supply



AZ [inch]	KAPR [deg]	TQ [ft]
0.039	90.0	1.2

Imperial (inch)


	Ordering code	DC [inch]	APMX [inch]	RMPX _{FFW} [deg]	CNSC			DCON _{MS} [inch]	BD [inch]	LF [inch]	LU [inch]	RPMX [1/min]
	NEW MS20-AR016016L-10L	0.625	0.354	7.80	1	2		0.625	0.602	5.625	1.000	23100
	NEW MS20-AR019019L-10L	0.750	0.354	5.40	1	2		0.750	0.724	6.500	1.250	19100
	NEW MS20-AR025025L-10L	1.000	0.354	3.20	1	2		1.000	0.957	8.000	2.000	16100
	NEW MS20-AR025025L-10M	1.000	0.354	3.20	1		3	1.000	0.957	8.000	2.000	16100

R = Right hand, L = Left hand



CoroMill® MS20 square shoulder milling cutter

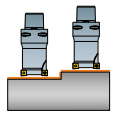
Coromant Capto - Internal coolant supply



AZ [mm]	KAPR [deg]	TQ [Nm]
1.0	90.0	1.6

Metric (mm)

	Ordering code	DC [mm]	APMX [mm]	RMPX _{FFW} [deg]	CNSC			DCON _{MS} [mm]	BD [mm]	LF [mm]	LU [mm]	RPMX [1/min]
NEW	MS20-R016C3-10L	16.00	9.0	7.70	3	2		32.00	15.4	50.00	25.00	42900
NEW	MS20-R016C4-10L	16.00	9.0	7.70	3	2		32.00	15.4	60.00	25.00	39000
NEW	MS20-R020C3-10M	20.00	9.0	4.90	3		3	32.00	19.2	50.00	25.00	35800
NEW	MS20-R020C4-10L	20.00	9.0	4.90	3	2		40.00	19.2	60.00	25.00	35800
NEW	MS20-R020C5-10M	20.00	9.0	4.90	3		3	50.00	19.2	95.00	40.00	28000
NEW	MS20-R020C6-10M	20.00	9.0	4.90	3		3	63.00	19.2	110.00	40.00	20000
NEW	MS20-R025C3-10M	25.00	9.0	3.30	3		3	32.00	23.9	50.00	32.00	30500
NEW	MS20-R025C4-10M	25.00	9.0	3.30	3		3	40.00	23.9	60.00	32.00	30500
NEW	MS20-R025C5-10M	25.00	9.0	3.30	3		3	50.00	23.9	95.00	45.00	28000
NEW	MS20-R025C6-10M	25.00	9.0	3.30	3		3	63.00	23.9	110.00	45.00	20000
NEW	MS20-R032C3-10L	32.00	9.0	2.20	3	2		32.00	30.7	55.00	37.00	25900
NEW	MS20-R032C3-10M	32.00	9.0	2.20	3		3	32.00	30.7	55.00	37.00	25900
NEW	MS20-R032C4-10M	32.00	9.0	2.20	3		3	40.00	30.7	70.00	40.00	25900
NEW	MS20-R032C5-10M	32.00	9.0	2.20	3		3	50.00	30.7	70.00	40.00	25900
NEW	MS20-R032C5-10M095	32.00	9.0	2.20	3		3	50.00	30.7	95.00	50.00	25900
NEW	MS20-R032C6-10M	32.00	9.0	2.20	3		3	63.00	30.7	80.00	40.00	20000
NEW	MS20-R032C6-10M110	32.00	9.0	2.20	3		3	63.00	30.7	110.00	50.00	20000
NEW	MS20-R036C3-10M	36.00	9.0	1.90	3		3	32.00	34.6	40.00		24100
NEW	MS20-R036C3-10M075	36.00	9.0	1.90	3		3	32.00	34.6	75.00		24100
NEW	MS20-R040C4-10H	40.00	9.0	1.60	3		6	40.00	38.5	75.00	52.00	22600
NEW	MS20-R040C4-10M	40.00	9.0	1.60	3		4	40.00	38.5	75.00	52.00	22600
NEW	MS20-R040C5-10H	40.00	9.0	1.60	3		6	50.00	38.5	75.00	50.00	22600
NEW	MS20-R040C5-10M	40.00	9.0	1.60	3		4	50.00	38.5	75.00	50.00	22600
NEW	MS20-R040C6-10M	40.00	9.0	1.60	3		4	63.00	38.5	80.00	50.00	20000
NEW	MS20-R044C4-10M	44.00	9.0	1.50	3		4	40.00	42.5	50.00		21300
NEW	MS20-R044C4-10M080	44.00	9.0	1.40	3		4	40.00	42.5	80.00		21300



R = Right hand, L = Left hand
















CoroMill® MS20 square shoulder milling cutter

Coromant Capto - Internal coolant supply



AZ [mm]	KAPR [deg]	TQ [Nm]
1.0	90.0	1.6

Metric (mm)

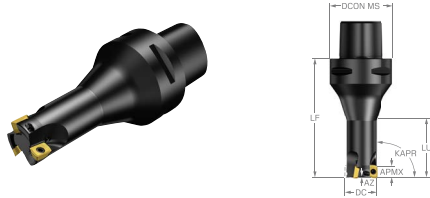
	Ordering code	DC [mm]	APMX [mm]	RMPX _{FFW} [deg]	CNSC			DCON _{MS} [mm]	BD [mm]	LF [mm]	LU [mm]	RPMX [1/min]
	MS20-R044C4T-10M	44.00	9.0	1.40	3		4	40.00	48.5	35.00		21300
	MS20-R050C5-10M	50.00	9.0	1.20	3		5	50.00	48.5	70.00	47.00	19800
	MS20-R050C6-10M	50.00	9.0	1.20	3		5	63.00	48.5	80.00	50.00	19800
	MS20-R054C5-10M	54.00	9.0	1.10	3		5	50.00	52.5	50.00		18900
	MS20-R054C5-10M080	54.00	9.0	1.10	3		5	50.00	52.5	80.00		18900
	MS20-R054C5T-10M	54.00	9.0	1.10	3		5	50.00	52.5	35.00		18900
	MS20-R063C5-10M	63.00	9.0	0.90	3		6	50.00	61.4	50.00		17300
	MS20-R063C6-10M	63.00	9.0	0.90	3		6	63.00	61.4	80.00	54.00	17300
	MS20-R066C6-10M	66.00	9.0	0.80	3		6	63.00	64.4	50.00		16900
	MS20-R066C6-10M080	66.00	9.0	0.80	3		6	63.00	64.4	80.00		16900
	MS20-R080C6-10M	80.00	9.0	0.70	3		7	63.00	78.3	50.00		15200

R = Right hand, L = Left hand





CoroMill® MS20 square shoulder milling cutter

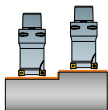
Coromant Capto - Internal coolant supply



AZ [inch]	KAPR [deg]	TQ [ft]
0.039	90.0	1.2

Imperial (inch)

	Ordering code	DC [inch]	APMX [inch]	RMPX _{FFW} [deg]	CNSC			DCON _{MS} [inch]	BD [inch]	LF [inch]	LU [inch]	RPMX [1/min]
NEW	MS20-R016C3-10L	0.630	0.354	7.70	3	2		1.260	0.606	1.969	0.984	42900
NEW	MS20-R016C4-10L	0.630	0.354	7.70	3	2		1.260	0.606	2.362	0.984	39000
NEW	MS20-R020C3-10M	0.787	0.354	4.90	3		3	1.260	0.756	1.969	0.984	35800
NEW	MS20-R020C4-10L	0.787	0.354	4.90	3	2		1.575	0.756	2.362	0.984	35800
NEW	MS20-R020C5-10M	0.787	0.354	4.90	3		3	1.969	0.756	3.740	1.575	28000
NEW	MS20-R020C6-10M	0.787	0.354	4.90	3		3	2.480	0.756	4.331	1.575	20000
NEW	MS20-R025C3-10M	0.984	0.354	3.30	3		3	1.260	0.941	1.969	1.260	30500
NEW	MS20-R025C4-10M	0.984	0.354	3.30	3		3	1.575	0.941	2.362	1.260	30500
NEW	MS20-R025C5-10M	0.984	0.354	3.30	3		3	1.969	0.941	3.740	1.772	28000
NEW	MS20-R025C6-10M	0.984	0.354	3.30	3		3	2.480	0.941	4.331	1.772	20000
NEW	MS20-R032C3-10L	1.260	0.354	2.20	3	2		1.260	1.209	2.165	1.457	25900
NEW	MS20-R032C3-10M	1.260	0.354	2.20	3		3	1.260	1.209	2.165	1.457	25900
NEW	MS20-R032C4-10M	1.260	0.354	2.20	3		3	1.575	1.209	2.756	1.575	25900
NEW	MS20-R032C5-10M	1.260	0.354	2.20	3		3	1.969	1.209	2.756	1.575	25900
NEW	MS20-R032C5-10M095	1.260	0.354	2.20	3		3	1.969	1.209	3.740	1.969	25900
NEW	MS20-R032C6-10M	1.260	0.354	2.20	3		3	2.480	1.209	3.150	1.575	20000
NEW	MS20-R032C6-10M110	1.260	0.354	2.20	3		3	2.480	1.209	4.331	1.969	20000
NEW	MS20-R036C3-10M	1.417	0.354	1.90	3		3	1.260	1.362	1.575		24100
NEW	MS20-R036C3-10M075	1.417	0.354	1.90	3		3	1.260	1.362	2.953		24100
NEW	MS20-R040C4-10H	1.575	0.354	1.60	3		6	1.575	1.516	2.953	2.047	22600
NEW	MS20-R040C4-10M	1.575	0.354	1.60	3		4	1.575	1.516	2.953	2.047	22600
NEW	MS20-R040C5-10H	1.575	0.354	1.60	3		6	1.969	1.516	2.953	1.969	22600
NEW	MS20-R040C5-10M	1.575	0.354	1.60	3		4	1.969	1.516	2.953	1.969	22600
NEW	MS20-R040C6-10M	1.575	0.354	1.60	3		4	2.480	1.516	3.150	1.969	20000
NEW	MS20-R044C4-10M	1.732	0.354	1.50	3		4	1.575	1.673	1.969		21300
NEW	MS20-R044C4-10M080	1.732	0.354	1.40	3		4	1.575	1.673	3.150		21300



R = Right hand, L = Left hand



CoroMill® MS20 square shoulder milling cutter

Coromant Capto - Internal coolant supply



AZ [inch]	KAPR [deg]	TQ [ft]
0.039	90.0	1.2

Imperial (inch)

	Ordering code	DC [inch]	APMX [inch]	RMPX _{FFW} [deg]	CNSC			DCON _{MS} [inch]	BD [inch]	LF [inch]	LU [inch]	RPMX [1/min]
	NEW MS20-R044C4T-10M	1.732	0.354	1.40	3		4	1.575	1.909	1.378		21300
	NEW MS20-R050C5-10M	1.969	0.354	1.20	3		5	1.969	1.909	2.756	1.850	19800
	NEW MS20-R050C6-10M	1.969	0.354	1.20	3		5	2.480	1.909	3.150	1.969	19800
	NEW MS20-R054C5-10M	2.126	0.354	1.10	3		5	1.969	2.067	1.969		18900
	NEW MS20-R054C5-10M080	2.126	0.354	1.10	3		5	1.969	2.067	3.150		18900
	NEW MS20-R054C5T-10M	2.126	0.354	1.10	3		5	1.969	2.067	1.378		18900
	NEW MS20-R063C5-10M	2.480	0.354	0.90	3		6	1.969	2.417	1.969		17300
	NEW MS20-R063C6-10M	2.480	0.354	0.90	3		6	2.480	2.417	3.150	2.126	17300
	NEW MS20-R066C6-10M	2.598	0.354	0.80	3		6	2.480	2.535	1.969		16900
	NEW MS20-R066C6-10M080	2.598	0.354	0.80	3		6	2.480	2.535	3.150		16900
	NEW MS20-R080C6-10M	3.150	0.354	0.70	3		7	2.480	3.083	1.969		15200

R = Right hand, L = Left hand

CoroMill® MS20 square shoulder milling cutter

Coromant EH - Internal coolant supply



AZ [mm]	KAPR [deg]	TQ [Nm]
1.0	90.0	1.6

Metric (mm)

	Ordering code	DC [mm]	APMX [mm]	RMPX _{FFW} [deg]	CNSC			DCON _{MS} [mm]	BD [mm]	LF [mm]	LU [mm]	RPMX [1/min]
	NEW MS20-R016EH16-10L	16.00	9.0	7.70	1	2		15.50	15.4	25.00	15.50	42900
	NEW MS20-R018EH16-10L	18.00	9.0	6.20	1	2		15.50	17.4	25.00		38900
	NEW MS20-R020EH20-10L	20.00	9.0	4.90	1	2		19.30	19.2	30.00	19.20	35800
	NEW MS20-R020EH20-10M	20.00	9.0	4.90	1		3	19.30	19.2	30.00	19.20	35800
	NEW MS20-R022EH20-10L	22.00	9.0	4.20	1	2		19.30	21.1	30.00		33400
	NEW MS20-R022EH20-10M	22.00	9.0	4.20	1		3	19.30	21.1	30.00		33400
	NEW MS20-R025EH25-10H	25.00	9.0	3.30	1		4	24.20	23.9	30.00	18.70	30500
	NEW MS20-R025EH25-10L	25.00	9.0	3.30	1	2		24.20	23.9	30.00	18.70	30500
	NEW MS20-R025EH25-10M	25.00	9.0	3.30	1		3	24.20	23.9	30.00	18.70	30500
	NEW MS20-R028EH25-10M	28.00	9.0	2.80	1		3	24.20	26.7	30.00		28300
	NEW MS20-R032EH25-10H	32.00	9.0	2.20	1		5	24.20	30.7	30.00		25900
	NEW MS20-R032EH25-10L	32.00	9.0	2.20	1	2		24.20	30.7	30.00		25900
	NEW MS20-R032EH25-10M	32.00	9.0	2.20	1		3	24.20	30.7	30.00		25900

R = Right hand, L = Left hand

AZ [inch]	KAPR [deg]	TQ [ft]
0.039	90.0	1.2

Imperial (inch)


	Ordering code	DC [inch]	APMX [inch]	RMPX _{FFW} [deg]	CNSC			DCON _{MS} [inch]	BD [inch]	LF [inch]	LU [inch]	RPMX [1/min]
	NEW MS20-AR016EH16-10L	0.625	0.354	7.80	1	2		0.610	0.602	1.000	0.625	43200
	NEW MS20-AR019EH20-10L	0.750	0.354	5.40	1	2		0.728	0.724	1.250	0.824	37200
	NEW MS20-AR019EH20-10M	0.750	0.354	5.40	1		3	0.728	0.724	1.250	0.824	37200
	NEW MS20-AR025EH25-10H	1.000	0.354	3.20	1		4	0.965	0.957	1.250	0.800	30200
	NEW MS20-AR025EH25-10M	1.000	0.354	3.20	1		3	0.965	0.957	1.250	0.800	30200
	NEW MS20-AR032EH25-10H	1.250	0.354	2.20	1		5	0.965	1.201	1.250		26000
	NEW MS20-AR032EH25-10M	1.250	0.354	2.20	1		3	0.965	1.201	1.250		26000

R = Right hand, L = Left hand



CoroMill® MS20 square shoulder milling cutter

Weldon shank



AZ [mm]	STDLET	KAPR [deg]	TQ [Nm]
1.0	WE	90.0	1.6

Metric (mm)


	Ordering code	DC [mm]	APMX [mm]	RMPX _{FFW} [deg]	CNSC			DCON _{MS} [mm]	BD [mm]	LB [mm]	LF [mm]	LU [mm]	RPMX [1/min]
	NEW MS20-AR016M19-10L	15.88	9.0	7.80	1	2		19.05	15.3		83.31	25.40	43200
	NEW MS20-AR019M19-10L	19.05	9.0	5.40	1	2		19.05	18.4		83.31	25.40	37200
	NEW MS20-AR019M19-10M	19.05	9.0	5.40	1		3	19.05	18.4		83.31	25.40	37200
	NEW MS20-AR025M19-10H	25.40	9.0	3.20	1		4	19.05	24.3	25.4	88.90		30200
	NEW MS20-AR025M19-10L	25.40	9.0	3.20	1	2		19.05	24.3	25.4	88.90		30200
	NEW MS20-AR025M19-10M	25.40	9.0	3.20	1		3	19.05	24.3	25.4	88.90		30200
	NEW MS20-AR025M25-10H	25.40	9.0	3.20	1		4	25.40	24.3		95.25	31.75	30200
	NEW MS20-AR025M25-10L	25.40	9.0	3.20	1	2		25.40	24.3		95.25	31.75	30200
	NEW MS20-AR025M25-10M	25.40	9.0	3.20	1		3	25.40	24.3		95.25	31.75	30200
	NEW MS20-AR032M32-10H	31.75	9.0	2.20	1		5	31.75	30.5		95.25	34.29	26000
	NEW MS20-AR032M32-10M	31.75	9.0	2.20	1		3	31.75	30.5		95.25	34.29	26000
	NEW MS20-AR038M32-10H	38.10	9.0	1.70	1		6	31.75	36.6	30.5	101.60		23200
	NEW MS20-AR038M32-10M	38.10	9.0	1.70	1		4	31.75	36.6	30.5	101.60		23200

R = Right hand, L = Left hand



CoroMill® MS20 square shoulder milling cutter

Weldon shank



AZ [inch]	STDLET	KAPR [deg]	TQ [ft]
0.039	WE	90.0	1.2

Imperial (inch)

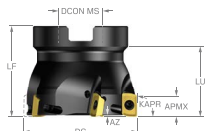

	Ordering code	DC [inch]	APMX [inch]	RMPX _{FFW} [deg]	CNSC			DCON _{MS} [inch]	BD [inch]	LB [inch]	LF [inch]	LU [inch]	RPMX [1/min]
	NEW MS20-AR016M19-10L	0.625	0.354	7.80	1	2		0.750	0.602		3.280	1.000	43200
	NEW MS20-AR019M19-10L	0.750	0.354	5.40	1	2		0.750	0.724		3.280	1.000	37200
	NEW MS20-AR019M19-10M	0.750	0.354	5.40	1		3	0.750	0.724		3.280	1.000	37200
	NEW MS20-AR025M19-10H	1.000	0.354	3.20	1		4	0.750	0.957	1.000	3.500		30200
	NEW MS20-AR025M19-10L	1.000	0.354	3.20	1	2		0.750	0.957	1.000	3.500		30200
	NEW MS20-AR025M19-10M	1.000	0.354	3.20	1		3	0.750	0.957	1.000	3.500		30200
	NEW MS20-AR025M25-10H	1.000	0.354	3.20	1		4	1.000	0.957		3.750	1.250	30200
	NEW MS20-AR025M25-10L	1.000	0.354	3.20	1	2		1.000	0.957		3.750	1.250	30200
	NEW MS20-AR025M25-10M	1.000	0.354	3.20	1		3	1.000	0.957		3.750	1.250	30200
	NEW MS20-AR032M32-10H	1.250	0.354	2.20	1		5	1.250	1.201		3.750	1.350	26000
	NEW MS20-AR032M32-10M	1.250	0.354	2.20	1		3	1.250	1.201		3.750	1.350	26000
	NEW MS20-AR038M32-10H	1.500	0.354	1.70	1		6	1.250	1.441	1.200	4.000		23200
	NEW MS20-AR038M32-10M	1.500	0.354	1.70	1		4	1.250	1.441	1.200	4.000		23200

R = Right hand, L = Left hand



CoroMill® MS20 square shoulder milling cutter

Arbor - Internal coolant supply



Metric (mm)

AZ [mm]	STDLET	KAPR [deg]	TQ [Nm]
1.0	A	90.0	1.6

	Ordering code	DC [mm]	APMX [mm]	RMPX _{FFW} [deg]	CNSC		DCON _{MS} [mm]	DHUB [mm]	BD [mm]	LB [mm]	LF [mm]	RPMX [1/min]
	NEW MS20-R040Q16-10H	40.00	9.0	1.60	1	6	16.00	34.00	38.5	35.0	35.00	22600
	NEW MS20-R040Q16-10M	40.00	9.0	1.60	1	4	16.00	34.00	38.5	35.0	35.00	22600
	NEW MS20-R044Q16-10M	44.00	9.0	1.40	1	4	16.00	34.00	42.6	35.0	35.00	21300
	NEW MS20-R050Q22-10H	50.00	9.0	1.20	1	7	22.00	42.00	48.5	40.0	40.00	19800
	NEW MS20-R050Q22-10M	50.00	9.0	1.20	1	5	22.00	42.00	48.5	40.0	40.00	19800
	NEW MS20-R054Q22-10M	54.00	9.0	1.10	1	5	22.00	42.00	52.5	40.0	40.00	18900
	NEW MS20-R063Q22-10H	63.00	9.0	0.90	1	8	22.00	42.00	61.4	40.0	40.00	17300
	NEW MS20-R063Q22-10M	63.00	9.0	0.90	1	6	22.00	42.00	61.4	40.0	40.00	17300
	NEW MS20-R066Q22-10M	66.00	9.0	0.80	1	6	22.00	42.00	64.4	40.0	40.00	16900
	NEW MS20-R080Q27-10H	80.00	9.0	0.70	1	10	27.00	51.00	78.3		45.00	15200
	NEW MS20-R080Q27-10M	80.00	9.0	0.70	1	7	27.00	51.00	78.3		45.00	15200
	NEW MS20-R084Q27-10M	84.00	9.0	0.60	1	7	27.00	51.00	82.3		45.00	14800

R = Right hand, L = Left hand

Imperial (inch)

AZ [inch]	STDLET	KAPR [deg]	TQ [ft]
0.039	A	90.0	1.2

	Ordering code	DC [inch]	APMX [inch]	RMPX _{FFW} [deg]	CNSC		DCON _{MS} [inch]	DHUB [inch]	BD [inch]	LB [inch]	LF [inch]	RPMX [1/min]
	NEW MS20-AR038R19-10H	1.500	0.354	1.70	1	6	0.750	1.417	1.441	1.400	1.400	23200
	NEW MS20-AR038R19-10M	1.500	0.354	1.70	1	4	0.750	1.417	1.441	1.400	1.400	23200
	NEW MS20-AR051R19-10H	2.000	0.354	1.20	1	7	0.750	1.654	1.941	1.600	1.600	19600
	NEW MS20-AR051R19-10M	2.000	0.354	1.20	1	5	0.750	1.654	1.941	1.600	1.600	19600
	NEW MS20-AR063R19-10H	2.500	0.354	0.90	1	8	0.750	1.654	2.437	1.600	1.600	17300
	NEW MS20-AR063R19-10M	2.500	0.354	0.90	1	6	0.750	1.654	2.437	1.600	1.600	17300
	NEW MS20-AR076R25-10H	3.000	0.354	0.70	1	9	1.000	2.008	2.933	1.750	1.750	15600
	NEW MS20-AR076R25-10M	3.000	0.354	0.70	1	7	1.000	2.008	2.933	1.750	1.750	15600

R = Right hand, L = Left hand



CoroMill® MS20 square shoulder milling cutter

MSSC - Internal coolant supply



AZ [mm]	KAPR [deg]	TQ [Nm]
1.0	90.0	1.6

Metric (mm)

	Ordering code	DC [mm]	APMX [mm]	RMPX _{FFW} [deg]	CNSC			DCON _{MS} [mm]	BD [mm]	LF [mm]	RPMX [1/min]
	NEW MS20-R016T08-10L	16.00	9.0	7.70	1	2		12.80	15.4	25.00	12700
	NEW MS20-R020T10-10L	20.00	9.0	4.90	1	2		17.80	19.2	30.00	12700
	NEW MS20-R020T10-10M	20.00	9.0	4.90	1		3	17.80	19.2	30.00	12700
	NEW MS20-R025T12-10M	25.00	9.0	3.30	1		3	20.80	23.9	35.00	12700
	NEW MS20-R032T16-10M	32.00	9.0	2.20	1		3	28.80	30.7	40.00	12700

R = Right hand, L = Left hand

AZ [inch]	KAPR [deg]	TQ [ft]
0.039	90.0	1.2

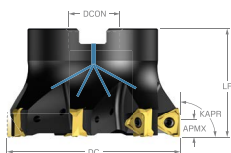

Imperial (inch)

	Ordering code	DC [inch]	APMX [inch]	RMPX _{FFW} [deg]	CNSC			DCON _{MS} [inch]	BD [inch]	LF [inch]	RPMX [1/min]
	NEW MS20-R016T08-10L	0.630	0.354	7.70	1	2		0.504	0.606	0.984	12700
	NEW MS20-R020T10-10L	0.787	0.354	4.90	1	2		0.701	0.756	1.181	12700
	NEW MS20-R020T10-10M	0.787	0.354	4.90	1		3	0.701	0.756	1.181	12700
	NEW MS20-R025T12-10M	0.984	0.354	3.30	1		3	0.819	0.941	1.378	12700
	NEW MS20-R032T16-10M	1.260	0.354	2.20	1		3	1.134	1.209	1.575	12700

R = Right hand, L = Left hand



CoroMill® MS60 square shoulder milling cutter



Metric (mm)

STDLET	KAPR [deg]	TQ [Nm]
A	90.0	2.0

Ordering code	DC [mm]	APMX [mm]	RMPX _{FFW} [deg]	AZ [mm]	CNSC		DCON _{MS} [mm]	LF [mm]	RPMX [1/min]
MS60-R050Q22-16H	50.00	8.0	1.60	0.7	1	5	22.00	40.00	10700
MS60-R050Q22-16M	50.00	8.0	1.60	0.7	1	4	22.00	40.00	10700
MS60-R063Q22-16H	63.00	8.0	1.30	0.7	1	7	22.00	40.00	9600
MS60-R063Q22-16M	63.00	8.0	1.30	0.7	1	5	22.00	40.00	9600
MS60-R080Q27-16H	80.00	8.0	1.00	0.7	1	9	27.00	50.00	8500
MS60-R080Q27-16M	80.00	8.0	1.00	0.7	1	7	27.00	50.00	8500
MS60-R100Q32-16H	100.00	8.0	0.75	0.5	1	11	32.00	50.00	7600
MS60-R100Q32-16M	100.00	8.0	0.75	0.5	1	8	32.00	50.00	7600

R = Right hand, L = Left hand

Imperial (inch)

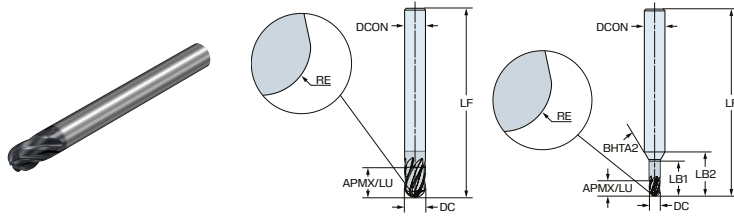
STDLET	KAPR [deg]	TQ [ft]
A	90.0	1.5

Ordering code	DC [inch]	APMX [inch]	RMPX _{FFW} [deg]	AZ [inch]	CNSC		DCON _{MS} [inch]	LF [inch]	RPMX [1/min]
MS60-AR051R19-16H	2.000	0.315	1.80	0.028	1	5	0.750	1.500	10700
MS60-AR051R19-16M	2.000	0.315	1.80	0.028	1	4	0.750	1.500	10700
MS60-AR063R25-16M	2.500	0.315	1.40	0.028	1	5	1.000	1.625	9600
MS60-AR076R25-16H	3.000	0.315	1.10	0.028	1	9	1.000	2.000	8500
MS60-AR076R25-16M	3.000	0.315	1.10	0.028	1	7	1.000	2.000	8500
MS60-AR102R38-16H	4.000	0.315	0.80	0.020	1	11	1.500	2.500	7600
MS60-AR102R38-16M	4.000	0.315	0.80	0.020	1	8	1.500	2.500	7600

R = Right hand, L = Left hand

CoroMill® Plura solid carbide ball nose end mill

Titanium



TCDCON

h6

Metric (mm)

P **S** **M**

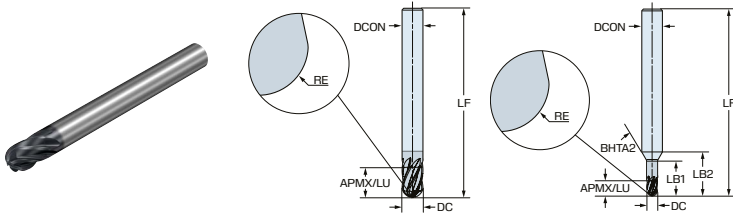
Ordering code	T2CH	T2CH	T2CH	DC [mm]	RE [mm]	ZEFP	LU [mm]	LF [mm]	DCON _{MS} [mm]	BD ₁ [mm]	LB ₁ [mm]	LB ₂ [mm]	FHA [deg]	RMPX [deg]	BHTA ₂ [deg]
2B255-0300-TA	○	●	○	3.00	1.5	5	4.50	57.00	6.00	3.0	10.5	13.3	30.00	0.00	30.0
2B256-0400-TA	○	●	○	4.00	2.0	6	6.00	57.00	6.00	4.1	13.0	15.0	30.00	0.00	30.0
2B256-0500-TA	○	●	○	5.00	2.5	6	7.50	57.00	6.00	5.1	16.0	17.1	30.00	0.00	30.0
2B256-0600-TA	○	●	○	6.00	3.0	6	9.00	57.00	6.00				30.00	0.00	0.0
2B256-0800-TA	○	●	○	8.00	4.0	6	12.00	63.00	8.00				30.00	0.00	0.0
2B256-1000-TA	○	●	○	10.00	5.0	6	15.00	72.00	10.00				30.00	0.00	0.0
2B256-1200-TA	○	●	○	12.00	6.0	6	18.00	83.00	12.00				30.00	0.00	0.0
2B256-1600-TA	○	●	○	16.00	8.0	6	24.00	92.00	16.00				30.00	0.00	0.0
2B256-2000-TA	○	●	○	20.00	10.0	6	30.00	104.00	20.00				30.00	0.00	0.0

● = First choice ○ = Good choice



CoroMill® Plura solid carbide ball nose end mill

Titanium



TCDCON

h6

Imperial (inch)



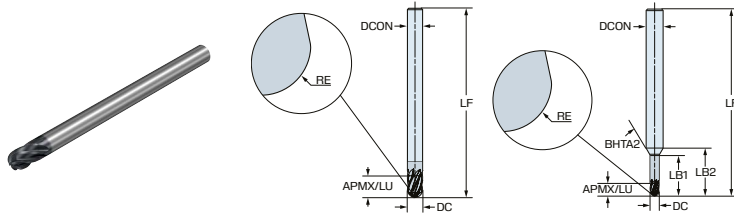
Ordering code	Material			DC [inch]	RE [inch]	ZEFP	LU [inch]	LF [inch]	DCON _{MS} [inch]	BD ₁ [inch]	LB ₁ [inch]	LB ₂ [inch]	FHA [deg]	RMPX [deg]	BHTA ₂ [deg]
	T2CH	T2CH	T2CH												
2B255-0318-TA	○	●	○	0.125	0.063	5	0.188	2.250	0.250	0.127	0.438	0.555	30.000	0.00	30.0
2B256-0476-TA	○	●	○	0.188	0.094	6	0.281	2.250	0.250	0.189	0.625	0.688	30.000	0.00	30.0
2B256-0635-TA	○	●	○	0.250	0.125	6	0.375	2.250	0.250				30.000	0.00	0.0
2B256-0794-TA	○	●	○	0.313	0.156	6	0.469	2.500	0.313				30.000	0.00	0.0
2B256-0953-TA	○	●	○	0.375	0.188	6	0.563	3.000	0.375				30.000	0.00	0.0
2B256-1270-TA	○	●	○	0.500	0.250	6	0.750	3.500	0.500				30.000	0.00	0.0
2B256-1588-TA	○	●	○	0.625	0.313	6	0.938	3.500	0.625				30.000	0.00	0.0
2B256-1905-TA	○	●	○	0.750	0.375	6	1.125	4.000	0.750				30.000	0.00	0.0

● = First choice ○ = Good choice



CoroMill® Plura solid carbide ball nose end mill

Titanium



TCDCON

h6

Metric (mm)

P **S** **M**

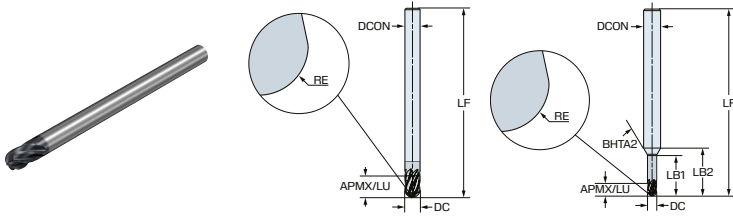
Ordering code	T2CH	T2CH	T2CH	DC [mm]	RE [mm]	ZEFP	LU [mm]	LF [mm]	DCON _{MS} [mm]	BD ₁ [mm]	LB ₁ [mm]	LB ₂ [mm]	FHA [deg]	RMPX [deg]	BHTA ₂ [deg]
2B285-0300-TA	○	●	○	3.00	1.5	5	4.50	70.00	6.00	3.0	15.0	17.8	30.00	0.00	30.0
2B286-0400-TA	○	●	○	4.00	2.0	6	6.00	70.00	6.00	4.1	20.0	22.0	30.00	0.00	30.0
2B286-0500-TA	○	●	○	5.00	2.5	6	7.50	80.00	6.00	5.1	25.0	26.1	30.00	0.00	30.0
2B286-0600-TA	○	●	○	6.00	3.0	6	9.00	80.00	6.00				30.00	0.00	0.0
2B286-0800-TA	○	●	○	8.00	4.0	6	12.00	80.00	8.00				30.00	0.00	0.0
2B286-1000-TA	○	●	○	10.00	5.0	6	15.00	100.00	10.00				30.00	0.00	0.0
2B286-1200-TA	○	●	○	12.00	6.0	6	18.00	105.00	12.00				30.00	0.00	0.0
2B286-1600-TA	○	●	○	16.00	8.0	6	24.00	125.00	16.00				30.00	0.00	0.0
2B286-2000-TA	○	●	○	20.00	10.0	6	30.00	150.00	20.00				30.00	0.00	0.0

● = First choice ○ = Good choice



CoroMill® Plura solid carbide ball nose end mill

Titanium



TCDCON

h6

Imperial (inch)



Ordering code	Material			DC [inch]	RE [inch]	ZEFP	LU [inch]	LF [inch]	DCON _{MS} [inch]	BD ₁ [inch]	LB ₁ [inch]	LB ₂ [inch]	FHA [deg]	RMPX [deg]	BHTA ₂ [deg]
	T2CH	T2CH	T2CH												
2B285-0318-TA	○	●	○	0.125	0.063	5	0.188	3.000	0.250	0.127	0.625	0.742	30.000	0.00	30.0
2B286-0476-TA	○	●	○	0.188	0.094	6	0.281	3.000	0.250	0.189	1.000	1.063	30.000	0.00	30.0
2B286-0635-TA	○	●	○	0.250	0.125	6	0.375	3.000	0.250				30.000	0.00	0.0
2B286-0794-TA	○	●	○	0.313	0.156	6	0.469	3.500	0.313				30.000	0.00	0.0
2B286-0953-TA	○	●	○	0.375	0.188	6	0.563	4.000	0.375				30.000	0.00	0.0
2B286-1270-TA	○	●	○	0.500	0.250	6	0.750	4.500	0.500				30.000	0.00	0.0
2B286-1588-TA	○	●	○	0.625	0.313	6	0.938	5.000	0.625				30.000	0.00	0.0
2B286-1905-TA	○	●	○	0.750	0.375	6	1.125	5.500	0.750				30.000	0.00	0.0

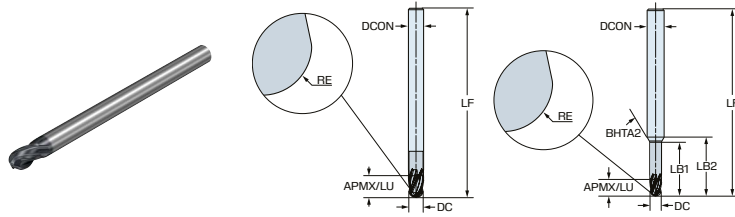


● = First choice ○ = Good choice



CoroMill® Plura solid carbide ball nose end mill

Titanium



ZEFP	TDCON
4	h6

Metric (mm)



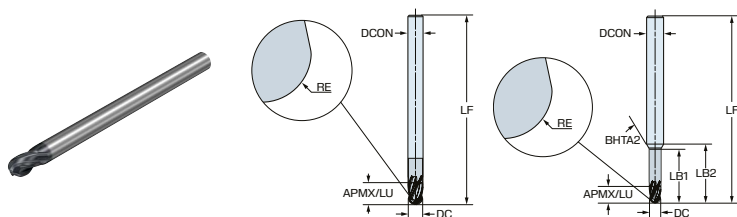
Ordering code	Material Selection			DC [mm]	RE [mm]	LU [mm]	LF [mm]	DCON _{MS} [mm]	BD ₁ [mm]	LB ₁ [mm]	LB ₂ [mm]	FHA [deg]	RMPX [deg]	BHTA ₂ [deg]
	T2CH	T2CH	T2CH											
2B284-0300-TA	○	●	○	3.00	1.5	4.50	70.00	6.00	3.0	15.0	17.8	30.00	0.00	30.0
2B284-0400-TA	○	●	○	4.00	2.0	6.00	70.00	6.00	4.1	20.0	22.0	30.00	0.00	30.0
2B284-0500-TA	○	●	○	5.00	2.5	7.50	80.00	6.00	5.1	25.0	26.1	30.00	0.00	30.0
2B284-0600-TA	○	●	○	6.00	3.0	9.00	80.00	6.00				30.00	0.00	0.0
2B284-0800-TA	○	●	○	8.00	4.0	12.00	80.00	8.00				30.00	0.00	0.0
2B284-1000-TA	○	●	○	10.00	5.0	15.00	100.00	10.00				30.00	0.00	0.0
2B284-1200-TA	○	●	○	12.00	6.0	18.00	105.00	12.00				30.00	0.00	0.0
2B284-1600-TA	○	●	○	16.00	8.0	24.00	125.00	16.00				30.00	0.00	0.0
2B284-2000-TA	○	●	○	20.00	10.0	30.00	150.00	20.00				30.00	0.00	0.0

● = First choice ○ = Good choice



CoroMill® Plura solid carbide ball nose end mill

Titanium




ZEFP	TCDCON
4	h6

Imperial (inch)



Ordering code	Material			DC [inch]	RE [inch]	LU [inch]	LF [inch]	DCON _{MS} [inch]	BD ₁ [inch]	LB ₁ [inch]	LB ₂ [inch]	FHA [deg]	RMPX [deg]	BHTA ₂ [deg]
	T2CH	T2CH	T2CH											
2B284-0318-TA	○	●	○	0.125	0.063	0.188	3.000	0.250	0.127	0.625	0.742	30.000	0.00	30.0
2B284-0476-TA	○	●	○	0.188	0.094	0.281	3.000	0.250	0.189	1.000	1.063	30.000	0.00	30.0
2B284-0635-TA	○	●	○	0.250	0.125	0.375	3.000	0.250				30.000	0.00	0.0
2B284-0794-TA	○	●	○	0.313	0.156	0.469	3.500	0.313				30.000	0.00	0.0
2B284-0953-TA	○	●	○	0.375	0.188	0.563	4.000	0.375				30.000	0.00	0.0
2B284-1270-TA	○	●	○	0.500	0.250	0.750	4.500	0.500				30.000	0.00	0.0
2B284-1588-TA	○	●	○	0.625	0.313	0.938	5.000	0.625				30.000	0.00	0.0
2B284-1905-TA	○	●	○	0.750	0.375	1.125	5.500	0.750				30.000	0.00	0.0

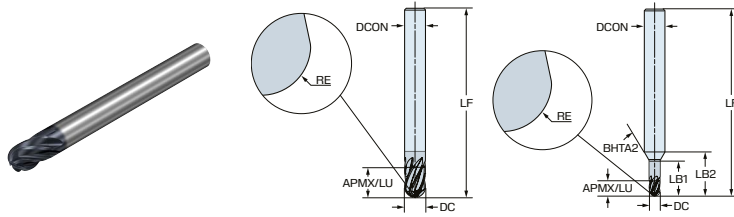


● = First choice ○ = Good choice



CoroMill® Plura solid carbide ball nose end mill

HRSA



TCDCON

h6

Metric (mm)

S H K

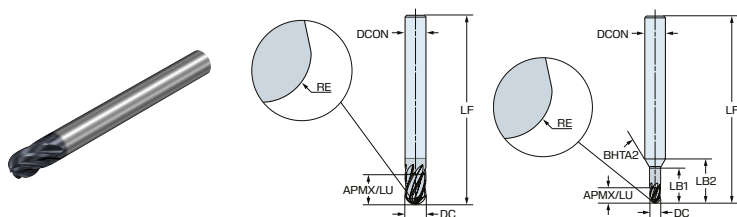
Ordering code	R2AH	R2AH	R2AH	DC [mm]	RE [mm]	ZEFP	LU [mm]	LF [mm]	DCON _{MS} [mm]	BD ₁ [mm]	LB ₁ [mm]	LB ₂ [mm]	FHA [deg]	RMPX [deg]	BHTA ₂ [deg]
2B255-0300-RA	●	○	○	3.00	1.5	5	4.50	57.00	6.00	3.0	10.5	13.3	30.00	0.00	30.0
2B255-0400-RA	●	○	○	4.00	2.0	6	6.00	57.00	6.00	4.1	13.0	15.0	30.00	0.00	30.0
2B255-0500-RA	●	○	○	5.00	2.5	6	7.50	57.00	6.00	5.1	16.0	17.1	30.00	0.00	30.0
2B255-0600-RA	●	○	○	6.00	3.0	6	9.00	57.00	6.00				30.00	0.00	0.0
2B255-0800-RA	●	○	○	8.00	4.0	6	12.00	63.00	8.00				30.00	0.00	0.0
2B255-1000-RA	●	○	○	10.00	5.0	6	15.00	72.00	10.00				30.00	0.00	0.0
2B255-1200-RA	●	○	○	12.00	6.0	6	18.00	83.00	12.00				30.00	0.00	0.0
2B255-1600-RA	●	○	○	16.00	8.0	6	24.00	92.00	16.00				30.00	0.00	0.0
2B255-2000-RA	●	○	○	20.00	10.0	6	30.00	104.00	20.00				30.00	0.00	0.0

● = First choice ○ = Good choice



CoroMill® Plura solid carbide ball nose end mill

HRSA



TCDCON

h6

Imperial (inch)



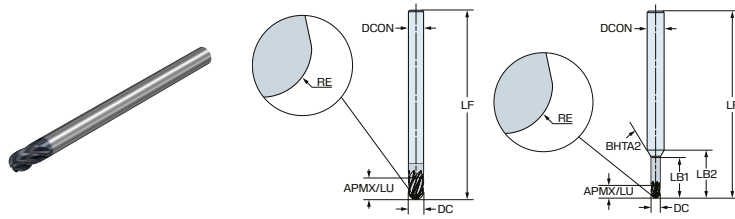
Ordering code	Material			DC [inch]	RE [inch]	ZEFP	LU [inch]	LF [inch]	DCON _{MS} [inch]	BD ₁ [inch]	LB ₁ [inch]	LB ₂ [inch]	FHA [deg]	RMPX [deg]	BHTA ₂ [deg]
	S	H	K												
2B255-0318-RA	●	○	○	0.125	0.063	5	0.188	2.250	0.250	0.127	0.438	0.555	30.000	0.00	30.0
2B256-0476-RA	●	○	○	0.188	0.094	6	0.281	2.250	0.250	0.189	0.625	0.688	30.000	0.00	30.0
2B256-0635-RA	●	○	○	0.250	0.125	6	0.375	2.250	0.250				30.000	0.00	0.0
2B256-0794-RA	●	○	○	0.313	0.156	6	0.469	2.500	0.313				30.000	0.00	0.0
2B256-0953-RA	●	○	○	0.375	0.188	6	0.563	3.000	0.375				30.000	0.00	0.0
2B256-1270-RA	●	○	○	0.500	0.250	6	0.750	3.500	0.500				30.000	0.00	0.0
2B256-1588-RA	●	○	○	0.625	0.313	6	0.938	3.500	0.625				30.000	0.00	0.0
2B256-1905-RA	●	○	○	0.750	0.375	6	1.125	4.000	0.750				30.000	0.00	0.0

● = First choice ○ = Good choice



CoroMill® Plura solid carbide ball nose end mill

HRSA



TCDCON

h6

Metric (mm)



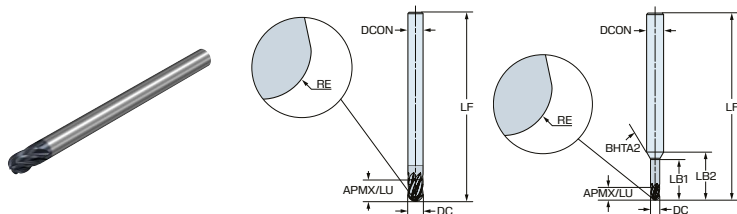
Ordering code	Material			DC [mm]	RE [mm]	ZEFP	LU [mm]	LF [mm]	DCON _{MS} [mm]	BD ₁ [mm]	LB ₁ [mm]	LB ₂ [mm]	FHA [deg]	RMPX [deg]	BHTA ₂ [deg]
	S	H	K												
2B285-0300-RA	●	○	○	3.00	1.5	5	4.50	70.00	6.00	3.0	15.0	17.8	30.00	0.00	30.0
2B286-0400-RA	●	○	○	4.00	2.0	6	6.00	70.00	6.00	4.1	20.0	22.0	30.00	0.00	30.0
2B286-0500-RA	●	○	○	5.00	2.5	6	7.50	80.00	6.00	5.1	25.0	26.1	30.00	0.00	30.0
2B286-0600-RA	●	○	○	6.00	3.0	6	9.00	80.00	6.00				30.00	0.00	0.0
2B286-0800-RA	●	○	○	8.00	4.0	6	12.00	80.00	8.00				30.00	0.00	0.0
2B286-1000-RA	●	○	○	10.00	5.0	6	15.00	100.00	10.00				30.00	0.00	0.0
2B286-1200-RA	●	○	○	12.00	6.0	6	18.00	105.00	12.00				30.00	0.00	0.0
2B286-1600-RA	●	○	○	16.00	8.0	6	24.00	125.00	16.00				30.00	0.00	0.0
2B286-2000-RA	●	○	○	20.00	10.0	6	30.00	150.00	20.00				30.00	0.00	0.0

● = First choice ○ = Good choice



CoroMill® Plura solid carbide ball nose end mill

HRSA



TCDCON

h6

Imperial (inch)



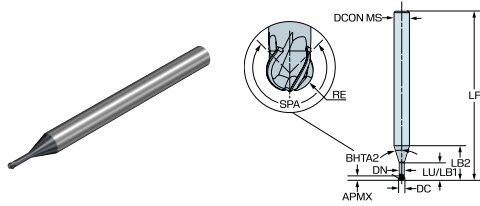
Ordering code	Material			DC [inch]	RE [inch]	ZEFP	LU [inch]	LF [inch]	DCON _{MS} [inch]	BD ₁ [inch]	LB ₁ [inch]	LB ₂ [inch]	FHA [deg]	RMPX [deg]	BHTA ₂ [deg]
	S	H	K												
2B285-0318-RA	●	○	○	0.125	0.063	5	0.188	3.000	0.250	0.127	0.625	0.742	30.000	0.00	30.0
2B286-0476-RA	●	○	○	0.188	0.094	6	0.281	3.000	0.250	0.189	1.000	1.063	30.000	0.00	30.0
2B286-0635-RA	●	○	○	0.250	0.125	6	0.375	3.000	0.250				30.000	0.00	0.0
2B286-0794-RA	●	○	○	0.313	0.156	6	0.469	3.500	0.313				30.000	0.00	0.0
2B286-0953-RA	●	○	○	0.375	0.188	6	0.563	4.000	0.375				30.000	0.00	0.0
2B286-1270-RA	●	○	○	0.500	0.250	6	0.750	4.500	0.500				30.000	0.00	0.0
2B286-1588-RA	●	○	○	0.625	0.313	6	0.938	5.000	0.625				30.000	0.00	0.0
2B286-1905-RA	●	○	○	0.750	0.375	6	1.125	5.500	0.750				30.000	0.00	0.0

● = First choice ○ = Good choice



CoroMill® Plura solid carbide lollipop end mill

Titanium



TCDCON

Metric (mm)

h6

Ordering code				P	S	M										
	T2CH	T2CH	T2CH	DC [mm]	RE [mm]	ZEFP	LU [mm]	LF [mm]	DCON _{MS} [mm]	DN [mm]	LB ₁ [mm]	LB ₂ [mm]	FHA [deg]	RMPX [deg]	BHTA ₂ [deg]	
NEW 2L444-0200-TA0600	○	●	○	2.00	1.0	4	7.00	70.00	6.00	1.6	7.0	14.0	30.00	0.00	17.3	
NEW 2L445-0300-TA0600	○	●	○	3.00	1.5	5	10.50	80.00	6.00	2.5	10.5	18.0	30.00	0.00	13.3	
NEW 2L446-0400-TA0600	○	●	○	4.00	2.0	6	14.00	80.00	6.00	3.3	14.0	24.0	30.00	0.00	7.8	
NEW 2L446-0500-TA0600	○	●	○	5.00	2.5	6	17.50	80.00	6.00	4.1	17.5	30.0	30.00	0.00	4.4	
NEW 2L446-0600-TA0600	○	●	○	6.00	3.0	6	21.00	90.00	6.00	4.9	21.0	36.0	30.00	0.00	2.1	
NEW 2L446-0800-TA0800	○	●	○	8.00	4.0	6	28.00	100.00	8.00	6.6	28.0	48.0	30.00	0.00	2.1	
NEW 2L446-1000-TA1000	○	●	○	10.00	5.0	6	35.00	100.00	10.00	8.2	35.0	60.0	30.00	0.00	2.1	

● = First choice ○ = Good choice

TCDCON

Imperial (inch)

h6

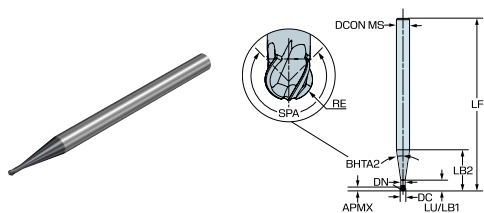
Ordering code				P	S	M										
	T2CH	T2CH	T2CH	DC [inch]	RE [inch]	ZEFP	LU [inch]	LF [inch]	DCON _{MS} [inch]	DN [inch]	LB ₁ [inch]	LB ₂ [inch]	FHA [deg]	RMPX [deg]	BHTA ₂ [deg]	
NEW 2L445-0318-TA0635	○	●	○	0.125	0.063	5	0.437	3.000	0.250	0.102	0.438	0.750	30.000	0.00	13.3	
NEW 2L446-0476-TA0635	○	●	○	0.188	0.094	6	0.625	3.000	0.250	0.154	0.625	1.125	30.000	0.00	5.5	
NEW 2L446-0635-TA0635	○	●	○	0.250	0.125	6	0.875	3.500	0.250	0.205	0.875	1.500	30.000	0.00	2.1	
NEW 2L446-0794-TA0794	○	●	○	0.313	0.156	6	1.125	3.750	0.313	0.256	1.125	1.875	30.000	0.00	2.2	
NEW 2L446-0953-TA0953	○	●	○	0.375	0.188	6	1.375	4.000	0.375	0.307	1.375	2.250	30.000	0.00	2.2	

● = First choice ○ = Good choice



CoroMill® Plura solid carbide lollipop end mill

Titanium



TCDCON

h6

Metric (mm)

		P S M														
Ordering code		T2CH	T2CH	T2CH	DC [mm]	RE [mm]	ZEFP	LU [mm]	LF [mm]	DCON _{MS} [mm]	DN [mm]	LB ₁ [mm]	LB ₂ [mm]	FHA [deg]	RMPX [deg]	BHTA ₂ [deg]
NEW	2L464-0200-TA0600	○	●	○	2.00	1.0	4	5.00	85.00	6.00	1.6	5.0	20.0	30.00	0.00	8.3
NEW	2L465-0300-TA0800	○	●	○	3.00	1.5	5	7.50	90.00	8.00	2.5	7.5	30.0	30.00	0.00	4.5
NEW	2L466-0400-TA0800	○	●	○	4.00	2.0	6	10.00	90.00	8.00	3.3	10.0	40.0	30.00	0.00	4.5
NEW	2L466-0500-TA1000	○	●	○	5.00	2.5	6	12.50	90.00	10.00	4.1	12.5	50.0	30.00	0.00	3.0
NEW	2L466-0600-TA1000	○	●	○	6.00	3.0	6	15.00	100.00	10.00	4.9	15.0	55.0	30.00	0.00	4.4
NEW	2L466-0800-TA1200	○	●	○	8.00	4.0	6	20.00	110.00	12.00	6.6	20.0	65.0	30.00	0.00	3.5
NEW	2L466-1000-TA1600	○	●	○	10.00	5.0	6	25.00	130.00	16.00	8.2	25.0	80.0	30.00	0.00	4.1

● = First choice ○ = Good choice

TCDCON

h6

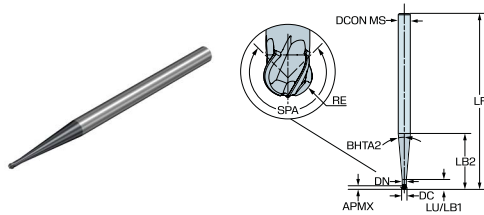
Imperial (inch)

		P S M														
Ordering code		T2CH	T2CH	T2CH	DC [inch]	RE [inch]	ZEFP	LU [inch]	LF [inch]	DCON _{MS} [inch]	DN [inch]	LB ₁ [inch]	LB ₂ [inch]	FHA [deg]	RMPX [deg]	BHTA ₂ [deg]
NEW	2L465-0318-TA0794	○	●	○	0.125	0.063	5	0.313	3.500	0.313	0.102	0.313	1.250	30.000	0.00	4.5
NEW	2L466-0476-TA0953	○	●	○	0.188	0.094	6	0.437	3.500	0.375	0.154	0.438	1.875	30.000	0.00	4.4
NEW	2L466-0635-TA0953	○	●	○	0.250	0.125	6	0.625	4.000	0.375	0.205	0.625	2.000	30.000	0.00	3.5
NEW	2L466-0794-TA1270	○	●	○	0.313	0.156	6	0.750	4.375	0.500	0.256	0.750	2.500	30.000	0.00	4.0
NEW	2L466-0953-TA1588	○	●	○	0.375	0.188	6	1.000	5.000	0.625	0.307	1.000	3.000	30.000	0.00	4.5

● = First choice ○ = Good choice

CoroMill® Plura solid carbide lollipop end mill

Titanium



TCDCON

Metric (mm)

h6

Ordering code	P S M			DC [mm]	RE [mm]	ZFP	LU [mm]	LF [mm]	DCON _{MS} [mm]	DN [mm]	LB ₁ [mm]	LB ₂ [mm]	FHA [deg]	RMPX [deg]	BHTA ₂ [deg]
	T2CH	T2CH	T2CH												
NEW 2L484-0200-TI0600	○	●	○	2.00	1.0	4	5.00	95.00	6.00	1.6	5.0	30.0	30.00	0.00	5.0
NEW 2L485-0300-TI0800	○	●	○	3.00	1.5	5	7.50	100.00	8.00	2.5	7.5	45.0	30.00	0.00	2.7
NEW 2L486-0400-TI0800	○	●	○	4.00	2.0	6	10.00	100.00	8.00	3.3	10.0	60.0	30.00	0.00	2.7
NEW 2L486-0500-TI1000	○	●	○	5.00	2.5	6	12.50	105.00	10.00	4.1	12.5	65.0	30.00	0.00	2.1
NEW 2L486-0600-TI1000	○	●	○	6.00	3.0	6	15.00	110.00	10.00	4.9	15.0	70.0	30.00	0.00	2.6
NEW 2L486-0800-TI1200	○	●	○	8.00	4.0	6	20.00	125.00	12.00	6.6	20.0	80.0	30.00	0.00	2.6
NEW 2L486-1000-TI1600	○	●	○	10.00	5.0	6	25.00	160.00	16.00	8.2	25.0	110.0	30.00	0.00	2.6

● = First choice ○ = Good choice

TCDCON

Imperial (inch)

h6

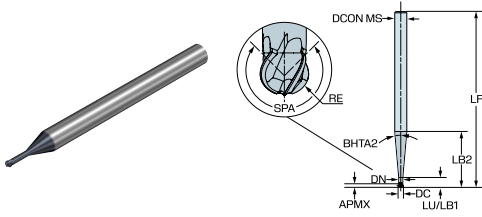
Ordering code	P S M			DC [inch]	RE [inch]	ZFP	LU [inch]	LF [inch]	DCON _{MS} [inch]	DN [inch]	LB ₁ [inch]	LB ₂ [inch]	FHA [deg]	RMPX [deg]	BHTA ₂ [deg]
	T2CH	T2CH	T2CH												
NEW 2L485-0318-TI0794	○	●	○	0.125	0.063	5	0.313	4.000	0.313	0.102	0.313	1.875	30.000	0.00	2.7
NEW 2L486-0476-TI0953	○	●	○	0.188	0.094	6	0.437	4.250	0.375	0.154	0.438	2.500	30.000	0.00	3.1
NEW 2L486-0635-TI0953	○	●	○	0.250	0.125	6	0.625	4.500	0.375	0.205	0.625	2.750	30.000	0.00	2.3
NEW 2L486-0794-TI1270	○	●	○	0.313	0.156	6	0.750	5.000	0.500	0.256	0.750	3.125	30.000	0.00	2.9
NEW 2L486-0953-TI1588	○	●	○	0.375	0.188	6	1.000	6.250	0.625	0.307	1.000	4.250	30.000	0.00	2.8

● = First choice ○ = Good choice



CoroMill® Plura solid carbide lollipop end mill

HRSA



TCDCON

h6

Metric (mm)

		S	H	K												
Ordering code		R2AH	R2AH	R2AH	DC [mm]	RE [mm]	ZEFP	LU [mm]	LF [mm]	DCON _{MS} [mm]	DN [mm]	LB ₁ [mm]	LB ₂ [mm]	FHA [deg]	RMPX [deg]	BHTA ₂ [deg]
NEW	2L444-0200-RA0600	●	○	○	2.00	1.0	4	7.00	70.00	6.00	1.6	7.0	14.0	30.00	0.00	17.3
NEW	2L445-0300-RA0600	●	○	○	3.00	1.5	5	10.50	80.00	6.00	2.5	10.5	18.0	30.00	0.00	13.3
NEW	2L446-0400-RA0600	●	○	○	4.00	2.0	6	14.00	80.00	6.00	3.3	14.0	24.0	30.00	0.00	7.8
NEW	2L446-0500-RA0600	●	○	○	5.00	2.5	6	17.50	80.00	6.00	4.1	17.5	30.0	30.00	0.00	4.4
NEW	2L446-0600-RA0600	●	○	○	6.00	3.0	6	21.00	90.00	6.00	4.9	21.0	36.0	30.00	0.00	2.1
NEW	2L446-0800-RA0800	●	○	○	8.00	4.0	6	28.00	100.00	8.00	6.6	28.0	48.0	30.00	0.00	2.1
NEW	2L446-1000-RA1000	●	○	○	10.00	5.0	6	35.00	100.00	10.00	8.2	35.0	60.0	30.00	0.00	2.1

● = First choice ○ = Good choice

TCDCON

h6

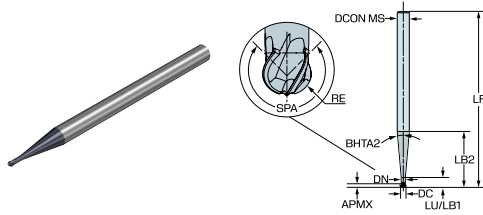
Imperial (inch)

		S	H	K												
Ordering code		R2AH	R2AH	R2AH	DC [inch]	RE [inch]	ZEFP	LU [inch]	LF [inch]	DCON _{MS} [inch]	DN [inch]	LB ₁ [inch]	LB ₂ [inch]	FHA [deg]	RMPX [deg]	BHTA ₂ [deg]
NEW	2L445-0318-RA0635	●	○	○	0.125	0.063	5	0.437	3.000	0.250	0.102	0.438	0.750	30.000	0.00	13.3
NEW	2L446-0476-RA0635	●	○	○	0.188	0.094	6	0.625	3.000	0.250	0.154	0.625	1.125	30.000	0.00	5.5
NEW	2L446-0635-RA0635	●	○	○	0.250	0.125	6	0.875	3.500	0.250	0.205	0.875	1.500	30.000	0.00	2.1
NEW	2L446-0794-RA0794	●	○	○	0.313	0.156	6	1.125	3.750	0.313	0.256	1.125	1.875	30.000	0.00	2.2
NEW	2L446-0953-RA0953	●	○	○	0.375	0.188	6	1.375	4.000	0.375	0.307	1.375	2.250	30.000	0.00	2.2

● = First choice ○ = Good choice

CoroMill® Plura solid carbide lollipop end mill

HRSA



TCDCON

Metric (mm)

h6

Ordering code	S H K			DC [mm]	RE [mm]	ZEFP	LU [mm]	LF [mm]	DCON _{MS} [mm]	DN [mm]	LB ₁ [mm]	LB ₂ [mm]	FHA [deg]	RMPX [deg]	BHTA ₂ [deg]
	R2AH	R2AH	R2AH												
NEW 2L464-0200-RA0600	●	○	○	2.00	1.0	4	5.00	85.00	6.00	1.6	5.0	20.0	30.00	0.00	8.3
NEW 2L465-0300-RA0800	●	○	○	3.00	1.5	5	7.50	90.00	8.00	2.5	7.5	30.0	30.00	0.00	4.5
NEW 2L466-0400-RA0800	●	○	○	4.00	2.0	6	10.00	90.00	8.00	3.3	10.0	40.0	30.00	0.00	4.5
NEW 2L466-0500-RA1000	●	○	○	5.00	2.5	6	12.50	90.00	10.00	4.1	12.5	50.0	30.00	0.00	3.0
NEW 2L466-0600-RA1000	●	○	○	6.00	3.0	6	15.00	100.00	10.00	4.9	15.0	55.0	30.00	0.00	4.4
NEW 2L466-0800-RA1200	●	○	○	8.00	4.0	6	20.00	110.00	12.00	6.6	20.0	65.0	30.00	0.00	3.5
NEW 2L466-1000-RA1600	●	○	○	10.00	5.0	6	25.00	130.00	16.00	8.2	25.0	80.0	30.00	0.00	4.1

● = First choice ○ = Good choice

TCDCON

Imperial (inch)

h6

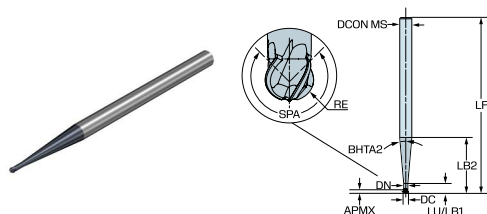
Ordering code	S H K			DC [inch]	RE [inch]	ZEFP	LU [inch]	LF [inch]	DCON _{MS} [inch]	DN [inch]	LB ₁ [inch]	LB ₂ [inch]	FHA [deg]	RMPX [deg]	BHTA ₂ [deg]
	R2AH	R2AH	R2AH												
NEW 2L465-0318-RA0794	●	○	○	0.125	0.063	5	0.313	3.500	0.313	0.102	0.313	1.250	30.000	0.00	4.5
NEW 2L466-0476-RA0953	●	○	○	0.188	0.094	6	0.437	3.500	0.375	0.154	0.438	1.875	30.000	0.00	4.4
NEW 2L466-0635-RA0953	●	○	○	0.250	0.125	6	0.625	4.000	0.375	0.205	0.625	2.000	30.000	0.00	3.5
NEW 2L466-0794-RA1270	●	○	○	0.313	0.156	6	0.750	4.375	0.500	0.256	0.750	2.500	30.000	0.00	4.0
NEW 2L466-0953-RA1588	●	○	○	0.375	0.188	6	1.000	5.000	0.625	0.307	1.000	3.000	30.000	0.00	4.5

● = First choice ○ = Good choice



CoroMill® Plura solid carbide lollipop end mill

HRSA



TCDCON

Metric (mm)

h6

		S	H	K											
Ordering code	R2AH	R2AH	R2AH	DC [mm]	RE [mm]	ZEFP	LU [mm]	LF [mm]	DCON _{MS} [mm]	DN [mm]	LB ₁ [mm]	LB ₂ [mm]	FHA [deg]	RMPX [deg]	BHTA ₂ [deg]
NEW 2L484-0200-RI0600	●	○	○	2.00	1.0	4	5.00	95.00	6.00	1.6	5.0	30.0	30.00	0.00	5.0
NEW 2L485-0300-RI0800	●	○	○	3.00	1.5	5	7.50	100.00	8.00	2.5	7.5	45.0	30.00	0.00	2.7
NEW 2L486-0400-RI0800	●	○	○	4.00	2.0	6	10.00	100.00	8.00	3.3	10.0	60.0	30.00	0.00	2.7
NEW 2L486-0500-RI1000	●	○	○	5.00	2.5	6	12.50	105.00	10.00	4.1	12.5	65.0	30.00	0.00	2.1
NEW 2L486-0600-RI1000	●	○	○	6.00	3.0	6	15.00	110.00	10.00	4.9	15.0	70.0	30.00	0.00	2.6
NEW 2L486-0800-RI1200	●	○	○	8.00	4.0	6	20.00	125.00	12.00	6.6	20.0	80.0	30.00	0.00	2.6
NEW 2L486-1000-RI1600	●	○	○	10.00	5.0	6	25.00	160.00	16.00	8.2	25.0	110.0	30.00	0.00	2.6

● = First choice ○ = Good choice

TCDCON

Imperial (inch)

h6

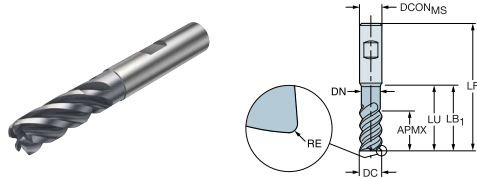
		S	H	K											
Ordering code	R2AH	R2AH	R2AH	DC [inch]	RE [inch]	ZEFP	LU [inch]	LF [inch]	DCON _{MS} [inch]	DN [inch]	LB ₁ [inch]	LB ₂ [inch]	FHA [deg]	RMPX [deg]	BHTA ₂ [deg]
NEW 2L485-0318-RI0794	●	○	○	0.125	0.063	5	0.313	4.000	0.313	0.102	0.313	1.875	30.000	0.00	2.7
NEW 2L486-0476-RI0953	●	○	○	0.188	0.094	6	0.437	4.250	0.375	0.154	0.438	2.500	30.000	0.00	3.1
NEW 2L486-0635-RI0953	●	○	○	0.250	0.125	6	0.625	4.500	0.375	0.205	0.625	2.750	30.000	0.00	2.3
NEW 2L486-0794-RI1270	●	○	○	0.313	0.156	6	0.750	5.000	0.500	0.256	0.750	3.125	30.000	0.00	2.9
NEW 2L486-0953-RI1588	●	○	○	0.375	0.188	6	1.000	6.250	0.625	0.307	1.000	4.250	30.000	0.00	2.8

● = First choice ○ = Good choice



CoroMill® Plura solid carbide end mill for Heavy Duty milling

ISO-P - 5 flutes



ZEFP	TCDCON	TCDC
5	h6	h10

Metric (mm)

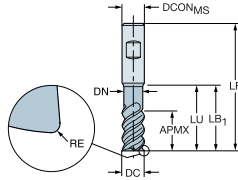
Ordering code	P K		DC [mm]	RE [mm]	APMX [mm]	LU [mm]	LF [mm]	DCON _{MS} [mm]	DCF [mm]	DN [mm]	BD ₁ [mm]	LB ₁ [mm]	LB ₂ [mm]	FHA [deg]	BHTA ₂ [deg]
	P2BM	P2BM													
2F342-0600-050-PD	●	●	6.00	0.5	13.0	20.00	57.00	6.00	5.00	5.7	5.7	20.0	20.3	38.00	30.0
2F342-0600-100-PD	●	●	6.00	1.0	13.0	20.00	57.00	6.00	4.00	5.7	5.7	20.0	20.3	38.00	30.0
2F342-0800-050-PD	●	●	8.00	0.5	18.0	25.00	63.00	8.00	7.00	7.6	7.6	25.0	25.4	38.00	30.0
2F342-0800-100-PD	●	●	8.00	1.0	18.0	25.00	63.00	8.00	6.00	7.6	7.6	25.0	25.4	38.00	30.0
2F342-0800-200-PD	●	●	8.00	2.0	18.0	25.00	63.00	8.00	4.00	7.6	7.6	25.0	25.4	38.00	30.0
2F342-1000-050-PD	●	●	10.00	0.5	22.0	30.00	72.00	10.00	9.00	9.5	9.5	30.0	30.4	38.00	30.0
2F342-1000-100-PD	●	●	10.00	1.0	22.0	30.00	72.00	10.00	8.00	9.5	9.5	30.0	30.4	38.00	30.0
2F342-1000-200-PD	●	●	10.00	2.0	22.0	30.00	72.00	10.00	6.00	9.5	9.5	30.0	30.4	38.00	30.0
2F342-1200-050-PD	●	●	12.00	0.5	26.0	36.00	83.00	12.00	11.00	11.4	11.4	36.0	36.5	38.00	30.0
2F342-1200-100-PD	●	●	12.00	1.0	26.0	36.00	83.00	12.00	10.00	11.4	11.4	36.0	36.5	38.00	30.0
2F342-1200-200-PD	●	●	12.00	2.0	26.0	36.00	83.00	12.00	8.00	11.4	11.4	36.0	36.5	38.00	30.0
2F342-1600-050-PD	●	●	16.00	0.5	34.0	42.00	92.00	16.00	15.00	15.2	15.2	42.0	42.7	38.00	30.0
2F342-1600-100-PD	●	●	16.00	1.0	34.0	42.00	92.00	16.00	14.00	15.2	15.2	42.0	42.7	38.00	30.0
2F342-1600-200-PD	●	●	16.00	2.0	34.0	42.00	92.00	16.00	12.00	15.2	15.2	42.0	42.7	38.00	30.0
2F342-2000-100-PD	●	●	20.00	1.0	42.0	52.00	104.00	20.00	18.00	19.0	19.0	52.0	52.9	38.00	30.0
2F342-2000-200-PD	●	●	20.00	2.0	42.0	52.00	104.00	20.00	16.00	19.0	19.0	52.0	52.9	38.00	30.0

● = First choice ○ = Good choice



CoroMill® Plura solid carbide end mill for Heavy Duty milling

ISO-P - 5 flutes



ZEFP	TCDCON	TCDC
5	h6	h10

Imperial (inch)

P **K**

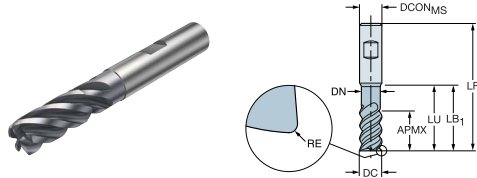
Ordering code	P2BM	P2BM	DC [inch]	RE [inch]	APMX [inch]	LU [inch]	LF [inch]	DCON _{MS} [inch]	DCF [inch]	DN [inch]	BD ₁ [inch]	LB ₁ [inch]	LB ₂ [inch]	FHA [deg]	RMPX [deg]	BHTA ₂ [deg]
2F342-0635-038-PD	●	●	0.250	0.015	0.626	0.937	2.500	0.250	0.220	0.237	0.237	0.937	0.949	38.000	10.00	30.0
2F342-0635-076-PD	●	●	0.250	0.030	0.626	0.937	2.500	0.250	0.190	0.237	0.237	0.937	0.949	38.000	10.00	30.0
2F342-0794-038-PD	●	●	0.313	0.015	0.750	1.063	2.500	0.313	0.283	0.297	0.297	1.063	1.076	38.000	10.00	30.0
2F342-0794-076-PD	●	●	0.313	0.030	0.750	1.063	2.500	0.313	0.253	0.297	0.297	1.063	1.076	38.000	10.00	30.0
2F342-0953-038-PD	●	●	0.375	0.015	0.878	1.250	3.000	0.375	0.345	0.356	0.356	1.250	1.267	38.000	10.00	30.0
2F342-0953-076-PD	●	●	0.375	0.030	0.878	1.250	3.000	0.375	0.315	0.356	0.356	1.250	1.267	38.000	10.00	30.0
2F342-1111-038-PD	●	●	0.438	0.015	1.000	1.438	3.500	0.438	0.408	0.416	0.416	1.438	1.456	38.000	10.00	30.0
2F342-1111-076-PD	●	●	0.438	0.030	1.000	1.438	3.500	0.438	0.378	0.416	0.416	1.438	1.456	38.000	10.00	30.0
2F342-1270-038-PD	●	●	0.500	0.015	1.126	1.438	3.500	0.500	0.470	0.475	0.475	1.438	1.459	38.000	10.00	30.0
2F342-1270-076-PD	●	●	0.500	0.030	1.126	1.438	3.500	0.500	0.440	0.475	0.475	1.438	1.459	38.000	10.00	30.0
2F342-1270-152-PD	●	●	0.500	0.060	1.126	1.438	3.500	0.500	0.380	0.475	0.475	1.438	1.459	38.000	10.00	30.0
2F342-1588-076-PD	●	●	0.625	0.030	1.315	1.625	3.780	0.625	0.565	0.594	0.594	1.625	1.651	38.000	10.00	30.0
2F342-1588-152-PD	●	●	0.625	0.060	1.315	1.625	3.780	0.625	0.505	0.594	0.594	1.625	1.651	38.000	10.00	30.0
2F342-1905-076-PD	●	●	0.750	0.030	1.626	1.937	4.000	0.750	0.690	0.713	0.713	1.937	1.969	38.000	10.00	30.0
2F342-1905-152-PD	●	●	0.750	0.060	1.626	1.937	4.000	0.750	0.630	0.713	0.713	1.937	1.969	38.000	10.00	30.0

● = First choice ○ = Good choice



CoroMill® Plura solid carbide end mill for Heavy Duty milling

ISO-P - 5 flu es



ZEFP	KCH [deg]	TCDCON	TCDC
5	45.0	h6	h10

Metric (mm)



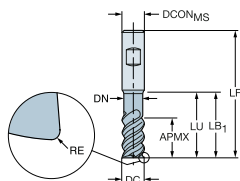
Ordering code	Material		DC [mm]	APMX [mm]	CHW [mm]	LU [mm]	LF [mm]	DCON _{MS} [mm]	DCF [mm]	DN [mm]	BD ₁ [mm]	LB ₁ [mm]	LB ₂ [mm]	FHA [deg]	RMPX [deg]	BHTA ₂ [deg]
	P	K														
2N342-0600-PD	●	●	6.00	13.0	0.1	20.00	57.00	6.00	5.80	5.7	5.7	20.0	20.3	38.00	10.00	30.0
2N342-0800-PD	●	●	8.00	18.0	0.1	25.00	63.00	8.00	7.80	7.6	7.6	25.0	25.4	38.00	10.00	30.0
2N342-1000-PD	●	●	10.00	22.0	0.2	30.00	72.00	10.00	9.70	9.5	9.5	30.0	30.4	38.00	10.00	30.0
2N342-1200-PD	●	●	12.00	26.0	0.2	36.00	83.00	12.00	11.70	11.4	11.4	36.0	36.5	38.00	10.00	30.0
2N342-1400-PD	●	●	14.00	30.0	0.2	38.00	83.00	14.00	13.70	13.3	13.3	38.0	38.6	38.00	10.00	30.0
2N342-1600-PD	●	●	16.00	34.0	0.3	42.00	92.00	16.00	15.50	15.2	15.2	42.0	42.7	38.00	10.00	30.0
2N342-2000-PD	●	●	20.00	42.0	0.3	52.00	104.00	20.00	19.50	19.0	19.0	52.0	52.9	38.00	10.00	30.0
2N342-2500-PD	●	●	25.00	52.0	0.3	63.00	121.00	25.00	24.50	24.0	24.0	63.0	63.9	38.00	10.00	30.0

● = First choice ○ = Good choice



CoroMill® Plura solid carbide end mill for Heavy Duty milling

ISO-P - 5 flutes



ZEFP	KCH [deg]	TCDCON	TCDC
5	45.0	h6	h10

Imperial (inch)



Ordering code	P2BM	P2BM	DC [inch]	APMX [inch]	CHW [inch]	LU [inch]	LF [inch]	DCON _{MS} [inch]	DCF [inch]	DN [inch]	BD ₁ [inch]	LB ₁ [inch]	LB ₂ [inch]	FHA [deg]	RMPX [deg]	BHTA ₂ [deg]
2N342-0635-PD	●	●	0.250	0.626	0.004	0.937	2.500	0.250	0.242	0.237	0.237	0.937	0.949	38.000	10.00	30.0
2N342-0794-PD	●	●	0.313	0.750	0.004	1.063	2.500	0.313	0.305	0.297	0.297	1.063	1.076	38.000	10.00	30.0
2N342-0953-PD	●	●	0.375	0.878	0.006	1.250	3.000	0.375	0.363	0.356	0.356	1.250	1.267	38.000	10.00	30.0
2N342-1111-PD	●	●	0.438	1.000	0.006	1.438	3.500	0.438	0.426	0.416	0.416	1.438	1.456	38.000	10.00	30.0
2N342-1270-PD	●	●	0.500	1.126	0.006	1.438	3.500	0.500	0.488	0.475	0.475	1.438	1.459	38.000	10.00	30.0
2N342-1588-PD	●	●	0.625	1.315	0.010	1.625	3.780	0.625	0.605	0.594	0.594	1.625	1.651	38.000	10.00	30.0
2N342-1905-PD	●	●	0.750	1.626	0.010	1.937	4.000	0.750	0.730	0.713	0.713	1.937	1.969	38.000	10.00	30.0

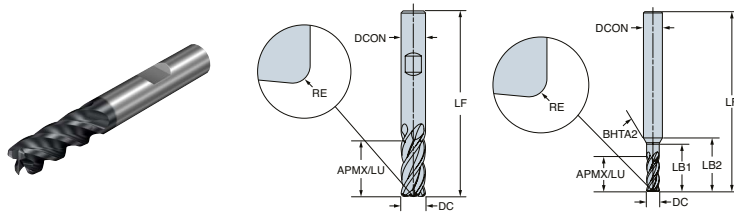


● = First choice ○ = Good choice



CoroMill® Plura solid carbide end mill for Heavy Duty milling

ISO-P - 4 flu es



ZEFP	TCDCON	TCDC
4	h6	h10

Metric (mm)

P **K**

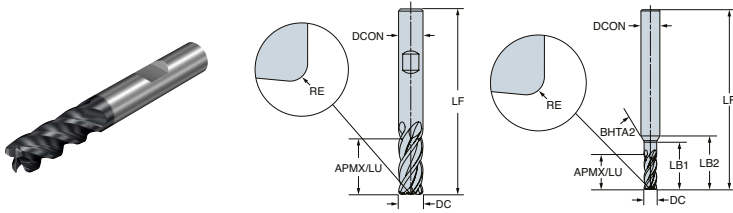
Ordering code	P2BM	P2BM	DC [mm]	RE [mm]	APMX [mm]	LU [mm]	LF [mm]	DCON _{MS} [mm]	DCF [mm]	BD ₁ [mm]	LB ₁ [mm]	LB ₂ [mm]	FHA [deg]	RMPX [deg]	BHTA ₂ [deg]
2S342-0600-050-PB	●	●	6.00	0.5	13.0	13.00	57.00	6.00	5.00				38.00	20.00	
2S342-0600-100-PB	●	●	6.00	1.0	13.0	13.00	57.00	6.00	4.00				38.00	20.00	
2S342-0800-050-PB	●	●	8.00	0.5	18.0	18.00	63.00	8.00	7.00				38.00	20.00	
2S342-0800-100-PB	●	●	8.00	1.0	18.0	18.00	63.00	8.00	6.00				38.00	20.00	
2S342-0800-200-PB	●	●	8.00	2.0	18.0	18.00	63.00	8.00	4.00				38.00	20.00	
2S342-1000-050-PB	●	●	10.00	0.5	22.0	22.00	72.00	10.00	9.00				42.00	20.00	
2S342-1000-100-PB	●	●	10.00	1.0	22.0	22.00	72.00	10.00	8.00				42.00	20.00	
2S342-1000-200-PB	●	●	10.00	2.0	22.0	22.00	72.00	10.00	6.00				42.00	20.00	
2S342-1200-050-PB	●	●	12.00	0.5	26.0	26.00	83.00	12.00	11.00				42.00	20.00	
2S342-1200-100-PB	●	●	12.00	1.0	26.0	26.00	83.00	12.00	10.00				42.00	20.00	
2S342-1200-200-PB	●	●	12.00	2.0	26.0	26.00	83.00	12.00	8.00				42.00	20.00	
2S342-1600-050-PB	●	●	16.00	0.5	34.0	34.00	97.00	16.00	15.00				42.00	20.00	
2S342-1600-100-PB	●	●	16.00	1.0	34.0	34.00	97.00	16.00	14.00				42.00	20.00	
2S342-1600-200-PB	●	●	16.00	2.0	34.0	34.00	97.00	16.00	12.00				42.00	20.00	
2S342-2000-100-PB	●	●	20.00	1.0	42.0	42.00	109.60	20.00	18.00				42.00	20.00	
2S342-2000-200-PB	●	●	20.00	2.0	42.0	42.00	109.60	20.00	16.00				42.00	20.00	
2S342-0300-020-PA	●	●	3.00	0.2	7.0	7.00	57.00	6.00	2.60	3.0	13.6	16.2	38.00	20.00	30.0
2S342-0300-050-PA	●	●	3.00	0.5	7.0	7.00	57.00	6.00	2.00	3.0	13.6	16.2	38.00	20.00	30.0
2S342-0400-020-PA	●	●	4.00	0.2	9.0	9.00	57.00	6.00	3.60	4.1	15.0	16.7	38.00	20.00	30.0
2S342-0400-050-PA	●	●	4.00	0.5	9.0	9.00	57.00	6.00	3.00	4.1	15.0	16.7	38.00	20.00	30.0
2S342-0500-050-PA	●	●	5.00	0.5	11.0	11.00	57.00	6.00	4.00	5.1	17.0	17.9	38.00	20.00	30.0
2S342-0500-100-PA	●	●	5.00	1.0	11.0	11.00	57.00	6.00	3.00	5.1	17.0	17.9	38.00	20.00	30.0

● = First choice ○ = Good choice



CoroMill® Plura solid carbide end mill for Heavy Duty milling

ISO-P - 4 flu es



ZEFP	TCDCON	TCDC
4	h6	h10

Imperial (inch)

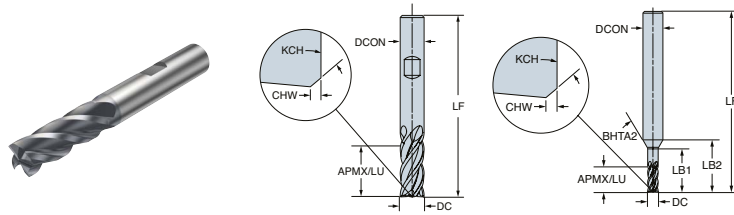


Ordering code	Material		DC [inch]	RE [inch]	APMX [inch]	LU [inch]	LF [inch]	DCON _{MS} [inch]	DCF [inch]	BD ₁ [inch]	LB ₁ [inch]	LB ₂ [inch]	FHA [deg]	RMPX [deg]	BHTA ₂ [deg]
	P2BM	P2BM													
2S342-0318-038-PA	●	●	0.125	0.015	0.313	0.313	2.500	0.250	0.095	0.127	0.590	0.698	38.000	20.00	30.0
2S342-0476-038-PA	●	●	0.187	0.015	0.438	0.438	2.500	0.250	0.157	0.189	0.625	0.679	38.000	20.00	30.0
2S342-0635-038-PB	●	●	0.250	0.015	0.625	0.625	2.500	0.250	0.220				38.000		
2S342-0635-076-PB	●	●	0.250	0.030	0.625	0.625	2.500	0.250	0.190				38.000		
2S342-0794-038-PB	●	●	0.313	0.015	0.750	0.750	2.500	0.313	0.283				38.000		
2S342-0794-076-PB	●	●	0.313	0.030	0.750	0.750	2.500	0.313	0.253				38.000		
2S342-0953-038-PB	●	●	0.375	0.015	0.875	0.875	3.000	0.375	0.345				42.000		
2S342-0953-076-PB	●	●	0.375	0.030	0.875	0.875	3.000	0.375	0.315				42.000		
2S342-1111-038-PB	●	●	0.438	0.015	1.000	1.000	3.500	0.438	0.408				42.000		
2S342-1111-076-PB	●	●	0.438	0.030	1.000	1.000	3.500	0.438	0.378				42.000		
2S342-1270-038-PB	●	●	0.500	0.015	1.125	1.125	3.500	0.500	0.470				42.000		
2S342-1270-076-PB	●	●	0.500	0.030	1.125	1.125	3.500	0.500	0.440				42.000		
2S342-1270-152-PB	●	●	0.500	0.060	1.125	1.125	3.500	0.500	0.380				42.000		
2S342-1588-076-PB	●	●	0.625	0.030	1.315	1.315	3.780	0.625	0.565				42.000		
2S342-1588-152-PB	●	●	0.625	0.060	1.315	1.315	3.780	0.625	0.505				42.000		
2S342-1905-076-PB	●	●	0.750	0.030	1.625	1.625	4.315	0.750	0.690				42.000		
2S342-1905-152-PB	●	●	0.750	0.060	1.625	1.625	4.315	0.750	0.630				42.000		

● = First choice ○ = Good choice

CoroMill® Plura solid carbide end mill for Heavy Duty milling

ISO-P - 4 flu es



ZEFP	KCH [deg]	TCDCON	TCDC
4	45.0	h6	h10

Metric (mm)



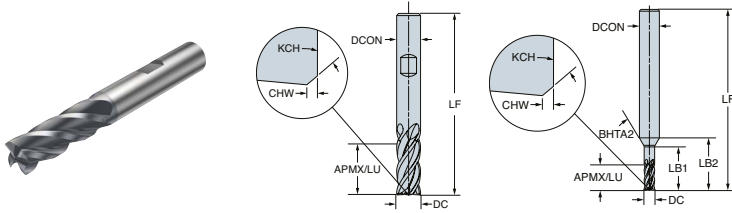
Ordering code	P2BM	K2BM	DC [mm]	APMX [mm]	CHW [mm]	LU [mm]	LF [mm]	DCON _{MS} [mm]	DCF [mm]	BD ₁ [mm]	LB ₁ [mm]	LB ₂ [mm]	FHA [deg]	RMPX [deg]	BHTA ₂ [deg]
	2P342-0600-PB	●	●	6.00	13.0	0.1	13.00	57.00	6.00	5.80				38.00	20.00
2P342-0800-PB	●	●	8.00	18.0	0.1	18.00	63.00	8.00	7.80				38.00	20.00	
2P342-1000-PB	●	●	10.00	22.0	0.2	22.00	72.00	10.00	9.70				42.00	20.00	
2P342-1200-PB	●	●	12.00	26.0	0.2	26.00	83.00	12.00	11.70				42.00	20.00	
2P342-1400-PB	●	●	14.00	30.0	0.2	30.00	90.00	14.00	13.70				42.00	20.00	
2P342-1600-PB	●	●	16.00	34.0	0.3	34.00	97.00	16.00	15.50				42.00	20.00	
2P342-2000-PB	●	●	20.00	42.0	0.3	42.00	109.60	20.00	19.50				42.00	20.00	
2P342-2500-PB	●	●	25.00	52.0	0.3	52.00	129.50	25.00	24.50				42.00	20.00	
2P342-0200-PA	●	●	2.00	5.0	0.1	5.00	57.00	6.00	1.90	2.0	10.5	14.0	38.00	20.00	30.0
2P342-0300-PA	●	●	3.00	7.0	0.1	7.00	57.00	6.00	2.80	3.0	13.6	16.2	38.00	20.00	30.0
2P342-0400-PA	●	●	4.00	9.0	0.1	9.00	57.00	6.00	3.80	4.1	15.0	16.7	38.00	20.00	30.0
2P342-0500-PA	●	●	5.00	11.0	0.1	11.00	57.00	6.00	4.80	5.1	17.0	16.9	38.00	20.00	30.0

● = First choice ○ = Good choice



CoroMill® Plura solid carbide end mill for Heavy Duty milling

ISO-P - 4 flutes



ZEFP	KCH [deg]	TCDCON	TCDC
4	45.0	h6	h10

Imperial (inch)



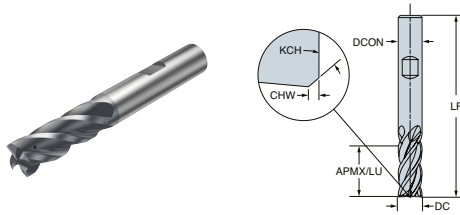
Ordering code	Material		DC	APMX	CHW	LU	LF	DCON _{MS}	DCF	BD ₁	LB ₁	LB ₂	FHA	RMPX	BHTA ₂
	P2BM	P2BM	[inch]	[inch]	[inch]	[inch]	[inch]	[inch]	[inch]	[inch]	[inch]	[inch]	[deg]	[deg]	[deg]
2P342-0635-PB	●	●	0.250	0.625	0.004	0.625	2.500	0.250	0.242				38.000	20.00	
2P342-0794-PB	●	●	0.313	0.750	0.004	0.750	2.500	0.313	0.305				38.000	20.00	
2P342-0953-PB	●	●	0.375	0.875	0.006	0.875	3.000	0.375	0.363				42.000	20.00	
2P342-1111-PB	●	●	0.438	1.000	0.006	1.000	3.500	0.438	0.426				42.000	20.00	
2P342-1270-PB	●	●	0.500	1.125	0.006	1.125	3.500	0.500	0.488				42.000	20.00	
2P342-1588-PB	●	●	0.625	1.315	0.010	1.315	3.780	0.625	0.605				42.000	20.00	
2P342-1905-PB	●	●	0.750	1.625	0.010	1.625	4.315	0.750	0.730				42.000	20.00	
2P342-0318-PA	●	●	0.125	0.313	0.004	0.313	2.500	0.250	0.117	0.127	0.590	0.698	38.000	20.00	30.0
2P342-0476-PA	●	●	0.187	0.438	0.004	0.438	2.500	0.250	0.180	0.189	0.625	0.679	38.000	20.00	30.0

● = First choice ○ = Good choice



CoroMill® Plura solid carbide end mill for Heavy Duty milling

ISO-M - 4 flutes



ZEFP	KCH [deg]	CNSC	TCDCON	TCDC
4	45.0	1	h6	h10

Metric (mm)

Ordering code			DC [mm]	APMX [mm]	CHW [mm]	LU [mm]	LF [mm]	DCON _{MS} [mm]	DCF [mm]	FHA [deg]	RMPX [deg]
	S	M									
2P342-0600-CMB	○	●	6.00	13.0	0.1	13.00	57.00	6.00	5.80	38.00	10.00
2P342-0800-CMB	○	●	8.00	18.0	0.1	18.00	63.00	8.00	7.80	38.00	10.00
2P342-1000-CMB	○	●	10.00	22.0	0.2	22.00	72.00	10.00	9.70	38.00	10.00
2P342-1200-CMB	○	●	12.00	26.0	0.2	26.00	83.00	12.00	11.70	38.00	10.00
2P342-1600-CMB	○	●	16.00	34.0	0.3	34.00	97.00	16.00	15.50	38.00	10.00
2P342-2000-CMB	○	●	20.00	42.0	0.3	42.00	109.60	20.00	19.50	38.00	10.00
2P342-2500-CMB	○	●	25.00	52.0	0.3	52.00	129.50	25.00	24.50	38.00	10.00

● = First choice ○ = Good choice

ZEFP	KCH [deg]	CNSC	TCDCON	TCDC
4	45.0	1	h6	h10

Imperial (inch)

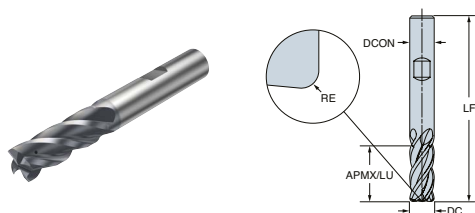
Ordering code			DC [inch]	APMX [inch]	CHW [inch]	LU [inch]	LF [inch]	DCON _{MS} [inch]	DCF [inch]	FHA [deg]	RMPX [deg]
	S	M									
2P342-0635-CMB	○	●	0.250	0.625	0.004	0.625	2.500	0.250	0.242	38.000	10.00
2P342-0794-CMB	○	●	0.313	0.750	0.004	0.750	2.500	0.313	0.305	38.000	10.00
2P342-0953-CMB	○	●	0.375	0.875	0.006	0.875	3.000	0.375	0.363	38.000	10.00
2P342-1270-CMB	○	●	0.500	1.125	0.006	1.125	3.500	0.500	0.488	38.000	10.00
2P342-1588-CMB	○	●	0.625	1.315	0.010	1.315	3.780	0.625	0.605	38.000	10.00
2P342-1905-CMB	○	●	0.750	1.625	0.010	1.625	4.315	0.750	0.730	38.000	10.00

● = First choice ○ = Good choice



CoroMill® Plura solid carbide end mill for Heavy Duty milling

ISO-M - 4 flutes



ZEFP	CNSC	TCDCON	TCDC
4	1	h6	h10

Metric (mm)

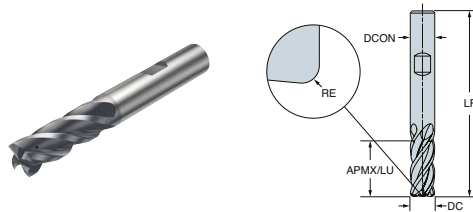
Ordering code	S M		DC [mm]	RE [mm]	APMX [mm]	LU [mm]	LF [mm]	DCON _{MS} [mm]	DCF [mm]	FHA [deg]	RMPX [deg]
	M2CM	M2CM									
2S342-0600-050CMB	○	●	6.00	0.5	13.0	13.00	57.00	6.00	5.00	38.00	10.00
2S342-0600-100CMB	○	●	6.00	1.0	13.0	13.00	57.00	6.00	4.00	38.00	10.00
2S342-0800-050CMB	○	●	8.00	0.5	18.0	18.00	63.00	8.00	7.00	38.00	10.00
2S342-0800-100CMB	○	●	8.00	1.0	18.0	18.00	63.00	8.00	6.00	38.00	10.00
2S342-0800-150CMB	○	●	8.00	1.5	18.0	18.00	63.00	8.00	5.00	38.00	10.00
2S342-0800-200CMB	○	●	8.00	2.0	18.0	18.00	63.00	8.00	4.00	38.00	10.00
2S342-1000-050CMB	○	●	10.00	0.5	22.0	22.00	72.00	10.00	9.00	38.00	10.00
2S342-1000-100CMB	○	●	10.00	1.0	22.0	22.00	72.00	10.00	8.00	38.00	10.00
2S342-1000-150CMB	○	●	10.00	1.5	22.0	22.00	72.00	10.00	7.00	38.00	10.00
2S342-1000-200CMB	○	●	10.00	2.0	22.0	22.00	72.00	10.00	6.00	38.00	10.00
2S342-1000-300CMB	○	●	10.00	3.0	22.0	22.00	72.00	10.00	4.00	38.00	10.00
2S342-1200-050CMB	○	●	12.00	0.5	26.0	26.00	83.00	12.00	11.00	38.00	10.00
2S342-1200-100CMB	○	●	12.00	1.0	26.0	26.00	83.00	12.00	10.00	38.00	10.00
2S342-1200-150CMB	○	●	12.00	1.5	26.0	26.00	83.00	12.00	9.00	38.00	10.00
2S342-1200-200CMB	○	●	12.00	2.0	26.0	26.00	83.00	12.00	8.00	38.00	10.00
2S342-1200-300CMB	○	●	12.00	3.0	26.0	26.00	83.00	12.00	6.00	38.00	10.00
2S342-1600-050CMB	○	●	16.00	0.5	34.0	34.00	97.00	16.00	15.00	38.00	10.00
2S342-1600-100CMB	○	●	16.00	1.0	34.0	34.00	97.00	16.00	14.00	38.00	10.00
2S342-1600-200CMB	○	●	16.00	2.0	34.0	34.00	97.00	16.00	12.00	38.00	10.00
2S342-1600-300CMB	○	●	16.00	3.0	34.0	34.00	97.00	16.00	10.00	38.00	10.00
2S342-1600-400CMB	○	●	16.00	4.0	34.0	34.00	97.00	16.00	8.00	38.00	10.00
2S342-1600-500CMB	○	●	16.00	5.0	34.0	34.00	97.00	16.00	6.00	38.00	10.00
2S342-2000-100CMB	○	●	20.00	1.0	42.0	42.00	109.60	20.00	18.00	38.00	10.00
2S342-2000-200CMB	○	●	20.00	2.0	42.0	42.00	109.60	20.00	16.00	38.00	10.00
2S342-2000-300CMB	○	●	20.00	3.0	42.0	42.00	109.60	20.00	14.00	38.00	10.00
2S342-2000-400CMB	○	●	20.00	4.0	42.0	42.00	109.60	20.00	12.00	38.00	10.00
2S342-2000-500CMB	○	●	20.00	5.0	42.0	42.00	109.60	20.00	10.00	38.00	10.00

● = First choice ○ = Good choice



CoroMill® Plura solid carbide end mill for Heavy Duty milling

ISO-M - 4 flu es



ZEFP	CNSC	TCDCON	TCDC
4	1	h6	h10

Metric (mm)

Ordering code			DC [mm]	RE [mm]	APMX [mm]	LU [mm]	LF [mm]	DCON _{MS} [mm]	DCF [mm]	FHA [deg]	RMPX [deg]
	S	M									
2S342-2000-635CMB	○	●	20.00	6.3	42.0	42.00	109.60	20.00	7.30	38.00	10.00

● = First choice ○ = Good choice

ZEFP	CNSC	TCDCON	TCDC
4	1	h6	h10

Imperial (inch)

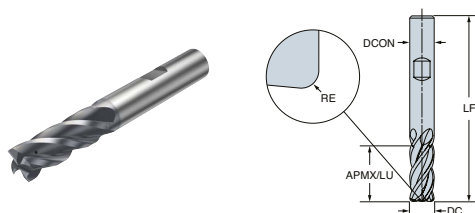
Ordering code			DC [inch]	RE [inch]	APMX [inch]	LU [inch]	LF [inch]	DCON _{MS} [inch]	DCF [inch]	FHA [deg]	RMPX [deg]
	S	M									
2S342-0635-038CMB	○	●	0.250	0.015	0.625	0.625	2.500	0.250	0.220	38.000	10.00
2S342-0635-076CMB	○	●	0.250	0.030	0.625	0.625	2.500	0.250	0.190	38.000	10.00
2S342-0794-038CMB	○	●	0.313	0.015	0.750	0.750	2.500	0.313	0.283	38.000	10.00
2S342-0953-038CMB	○	●	0.375	0.015	0.875	0.875	3.000	0.375	0.345	38.000	10.00
2S342-0953-076CMB	○	●	0.375	0.030	0.875	0.875	3.000	0.375	0.315	38.000	10.00
2S342-0953-152CMB	○	●	0.375	0.060	0.875	0.875	3.000	0.375	0.255	38.000	10.00
2S342-1270-038CMB	○	●	0.500	0.015	1.125	1.125	3.500	0.500	0.470	38.000	10.00
2S342-1270-076CMB	○	●	0.500	0.030	1.125	1.125	3.500	0.500	0.440	38.000	10.00
2S342-1270-152CMB	○	●	0.500	0.060	1.125	1.125	3.500	0.500	0.380	38.000	10.00
2S342-1270-229CMB	○	●	0.500	0.090	1.125	1.125	3.500	0.500	0.320	38.000	10.00
2S342-1270-305CMB	○	●	0.500	0.120	1.125	1.125	3.500	0.500	0.260	38.000	10.00
2S342-1588-076CMB	○	●	0.625	0.030	1.315	1.315	3.780	0.625	0.565	38.000	10.00

● = First choice ○ = Good choice



CoroMill® Plura solid carbide end mill for Heavy Duty milling

ISO-M - 4 flutes



ZEFP	CNSC	TCDCON	TCDC
4	1	h6	h10

Imperial (inch)

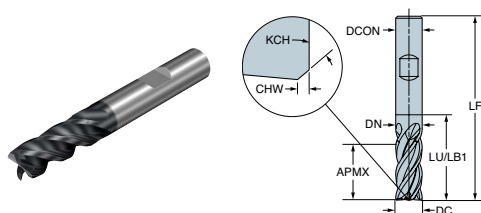
Ordering code			DC [inch]	RE [inch]	APMX [inch]	LU [inch]	LF [inch]	DCON _{MS} [inch]	DCF [inch]	FHA [deg]	RMPX [deg]
	S	M									
2S342-1588-152CMB	○	●	0.625	0.060	1.315	1.315	3.780	0.625	0.505	38.000	10.00
2S342-1588-229CMB	○	●	0.625	0.090	1.315	1.315	3.780	0.625	0.445	38.000	10.00
2S342-1588-305CMB	○	●	0.625	0.120	1.315	1.315	3.780	0.625	0.385	38.000	10.00
2S342-1905-076CMB	○	●	0.750	0.030	1.625	1.625	4.315	0.750	0.690	38.000	10.00
2S342-1905-152CMB	○	●	0.750	0.060	1.625	1.625	4.315	0.750	0.630	38.000	10.00
2S342-1905-229CMB	○	●	0.750	0.090	1.625	1.625	4.315	0.750	0.570	38.000	10.00
2S342-1905-305CMB	○	●	0.750	0.120	1.625	1.625	4.315	0.750	0.510	38.000	10.00
2S342-1905-483CMB	○	●	0.750	0.190	1.625	1.625	4.315	0.750	0.370	38.000	10.00

● = First choice ○ = Good choice



CoroMill® Plura solid carbide end mill for Heavy Duty milling

ISO-M - 4 flutes



ZEFP	KCH [deg]	TCDCON	TCDC
4	45.0	h6	h10

Metric (mm)

Ordering code	S M		DC [mm]	APMX [mm]	CHW [mm]	LU [mm]	LF [mm]	DCON _{MS} [mm]	DCF [mm]	FHA [deg]	RMPX [deg]
	M2CM	M2CM									
2P342-0600-MB	○	●	6.00	13.0	0.1	13.00	57.00	6.00	5.80	38.00	10.00
2P342-0800-MB	○	●	8.00	18.0	0.1	18.00	63.00	8.00	7.80	38.00	10.00
2P342-1000-MB	○	●	10.00	22.0	0.2	22.00	72.00	10.00	9.70	38.00	10.00
2P342-1200-MB	○	●	12.00	26.0	0.2	26.00	83.00	12.00	11.70	38.00	10.00
2P342-1600-MB	○	●	16.00	34.0	0.3	42.00	97.00	16.00	15.50	38.00	10.00

● = First choice ○ = Good choice

ZEFP	KCH [deg]	TCDCON	TCDC
4	45.0	h6	h10

Imperial (inch)

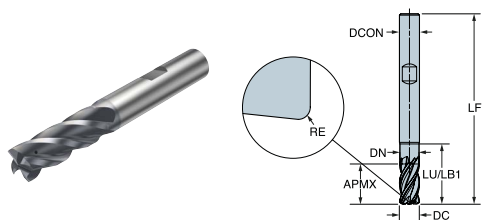
Ordering code	S M		DC [inch]	APMX [inch]	CHW [inch]	LU [inch]	LF [inch]	DCON _{MS} [inch]	DCF [inch]	FHA [deg]	RMPX [deg]
	M2CM	M2CM									
2P342-0600-MB	○	●	0.236	0.512	0.004	0.512	2.244	0.236	0.228	38.000	10.00
2P342-0800-MB	○	●	0.315	0.709	0.004	0.709	2.480	0.315	0.307	38.000	10.00
2P342-1000-MB	○	●	0.394	0.866	0.006	0.866	2.835	0.394	0.382	38.000	10.00
2P342-1200-MB	○	●	0.472	1.024	0.006	1.024	3.268	0.472	0.461	38.000	10.00
2P342-1600-MB	○	●	0.630	1.339	0.010	1.654	3.819	0.630	0.610	38.000	10.00

● = First choice ○ = Good choice



CoroMill® Plura solid carbide end mill for Heavy Duty milling

HRSA



ZEFP	CNSC	TCDCON	TCDC
4	1	h6	h10

Metric (mm)

S M

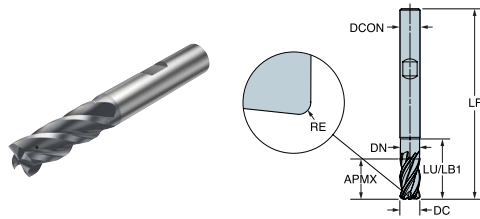
Ordering code			DC [mm]	RE [mm]	APMX [mm]	LU [mm]	LF [mm]	DCON _{MS} [mm]	DCF [mm]	DN [mm]	FHA [deg]	BHTA ₂ [deg]
	1745	1745										
NEW 2S344-0600-050CTD	●	○	6.00	0.5	13.0	20.00	57.00	6.00	5.00	5.7	42.00	30.0
NEW 2S344-0600-100CTD	●	○	6.00	1.0	13.0	20.00	57.00	6.00	4.00	5.7	42.00	30.0
NEW 2S344-0800-050CTD	●	○	8.00	0.5	18.0	26.00	63.00	8.00	7.00	7.6	42.00	30.0
NEW 2S344-0800-100CTD	●	○	8.00	1.0	18.0	26.00	63.00	8.00	6.00	7.6	42.00	30.0
NEW 2S344-0800-200CTD	●	○	8.00	2.0	18.0	26.00	63.00	8.00	4.00	7.6	42.00	30.0
NEW 2S344-1000-050CTD	●	○	10.00	0.5	22.0	30.50	72.00	10.00	9.00	9.5	42.00	30.0
NEW 2S344-1000-100CTD	●	○	10.00	1.0	22.0	30.50	72.00	10.00	8.00	9.5	42.00	30.0
NEW 2S344-1000-200CTD	●	○	10.00	2.0	22.0	30.50	72.00	10.00	6.00	9.5	42.00	30.0
NEW 2S344-1200-050CTD	●	○	12.00	0.5	26.0	36.00	83.00	12.00	11.00	11.4	42.00	30.0
NEW 2S344-1200-100CTD	●	○	12.00	1.0	26.0	36.00	83.00	12.00	10.00	11.4	42.00	30.0
NEW 2S344-1200-200CTD	●	○	12.00	2.0	26.0	36.00	83.00	12.00	8.00	11.4	42.00	30.0
NEW 2S344-1200-250CTD	●	○	12.00	2.5	26.0	36.00	83.00	12.00	7.00	11.4	42.00	30.0
NEW 2S344-1200-300CTD	●	○	12.00	3.0	26.0	36.00	83.00	12.00	6.00	11.4	42.00	30.0
NEW 2S344-1600-050CTD	●	○	16.00	0.5	34.0	47.00	97.00	16.00	15.00	15.2	42.00	30.0
NEW 2S344-1600-100CTD	●	○	16.00	1.0	34.0	47.00	97.00	16.00	14.00	15.2	42.00	30.0
NEW 2S344-1600-200CTD	●	○	16.00	2.0	34.0	47.00	97.00	16.00	12.00	15.2	42.00	30.0
NEW 2S344-1600-250CTD	●	○	16.00	2.5	34.0	47.00	97.00	16.00	11.00	15.2	42.00	30.0
NEW 2S344-1600-300CTD	●	○	16.00	3.0	34.0	47.00	97.00	16.00	10.00	15.2	42.00	30.0
NEW 2S344-1600-400CTD	●	○	16.00	4.0	34.0	47.00	97.00	16.00	8.00	15.2	42.00	30.0
NEW 2S344-2000-050CTD	●	○	20.00	0.5	42.0	56.00	109.60	20.00	19.00	19.0	42.00	30.0
NEW 2S344-2000-100CTD	●	○	20.00	1.0	42.0	56.00	109.60	20.00	18.00	19.0	42.00	30.0
NEW 2S344-2000-200CTD	●	○	20.00	2.0	42.0	56.00	109.60	20.00	16.00	19.0	42.00	30.0
NEW 2S344-2000-250CTD	●	○	20.00	2.5	42.0	56.00	109.60	20.00	15.00	19.0	42.00	30.0
NEW 2S344-2000-300CTD	●	○	20.00	3.0	42.0	56.00	109.60	20.00	14.00	19.0	42.00	30.0
NEW 2S344-2000-400CTD	●	○	20.00	4.0	42.0	56.00	109.60	20.00	12.00	19.0	42.00	30.0
NEW 2S344-2500-050CTD	●	○	25.00	0.5	52.0	70.50	129.50	25.00	24.00	23.8	42.00	30.0
NEW 2S344-2500-100CTD	●	○	25.00	1.0	52.0	70.50	129.50	25.00	23.00	23.8	42.00	30.0

● = First choice ○ = Good choice



CoroMill® Plura solid carbide end mill for Heavy Duty milling

HRSA



ZEFP	CNSC	TCDCON	TCDC
4	1	h6	h10

Metric (mm)

Ordering code			DC [mm]	RE [mm]	APMX [mm]	LU [mm]	LF [mm]	DCON _{MS} [mm]	DCF [mm]	DN [mm]	FHA [deg]	BHTA ₂ [deg]
	1745	1745										
NEW 2S344-2500-200CTD	●	○	25.00	2.0	52.0	70.50	129.50	25.00	21.00	23.8	42.00	30.0
NEW 2S344-2500-250CTD	●	○	25.00	2.5	52.0	70.50	129.50	25.00	20.00	23.8	42.00	30.0
NEW 2S344-2500-300CTD	●	○	25.00	3.0	52.0	70.50	129.50	25.00	19.00	23.8	42.00	30.0
NEW 2S344-2500-400CTD	●	○	25.00	4.0	52.0	70.50	129.50	25.00	17.00	23.8	42.00	30.0

● = First choice ○ = Good choice

ZEFP	CNSC	TCDCON	TCDC
4	1	h6	h10

Imperial (inch)

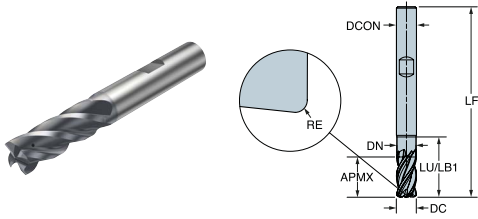
Ordering code			DC [inch]	RE [inch]	APMX [inch]	LU [inch]	LF [inch]	DCON _{MS} [inch]	DCF [inch]	DN [inch]	FHA [deg]	BHTA ₂ [deg]
	1745	1745										
NEW 2S344-0635-038CTD	●	○	0.250	0.015	0.625	1.000	2.500	0.250	0.220	0.237	42.000	30.0
NEW 2S344-0635-076CTD	●	○	0.250	0.030	0.625	1.000	2.500	0.250	0.190	0.237	42.000	30.0
NEW 2S344-0635-152CTD	●	○	0.250	0.060	0.625	1.000	2.500	0.250	0.130	0.237	42.000	30.0
NEW 2S344-0952-038CTD	●	○	0.375	0.015	0.875	1.230	2.820	0.375	0.345	0.356	42.000	30.0
NEW 2S344-0952-076CTD	●	○	0.375	0.030	0.875	1.230	2.820	0.375	0.315	0.356	42.000	30.0
NEW 2S344-0952-152CTD	●	○	0.375	0.060	0.875	1.230	2.820	0.375	0.255	0.356	42.000	30.0
NEW 2S344-0952-229CTD	●	○	0.375	0.090	0.875	1.230	2.820	0.375	0.195	0.356	42.000	30.0
NEW 2S344-1270-076CTD	●	○	0.500	0.030	1.125	1.600	3.410	0.500	0.440	0.475	42.000	30.0
NEW 2S344-1270-152CTD	●	○	0.500	0.060	1.125	1.600	3.410	0.500	0.380	0.475	42.000	30.0

● = First choice ○ = Good choice



CoroMill® Plura solid carbide end mill for Heavy Duty milling

HRSA



ZEPF	CNSC	TCDCON	TCDC
4	1	h6	h10

Imperial (inch)

S M

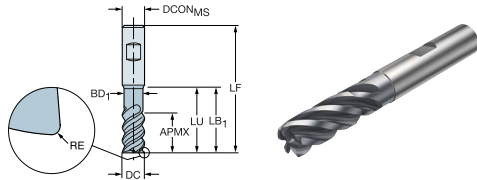
Ordering code	S M		DC	RE	APMX	LU	LF	DCON _{MS}	DCF	DN	FHA	BHTA ₂
	1745	1745	[inch]	[inch]	[inch]	[inch]	[inch]	[inch]	[inch]	[inch]	[deg]	[deg]
NEW 2S344-1270-229CTD	●	○	0.500	0.090	1.125	1.600	3.410	0.500	0.320	0.475	42.000	30.0
NEW 2S344-1588-076CTD	●	○	0.625	0.030	1.315	1.830	3.780	0.625	0.565	0.594	42.000	30.0
NEW 2S344-1588-152CTD	●	○	0.625	0.060	1.315	1.830	3.780	0.625	0.505	0.594	42.000	30.0
NEW 2S344-1588-229CTD	●	○	0.625	0.090	1.315	1.830	3.780	0.625	0.445	0.594	42.000	30.0
NEW 2S344-1588-305CTD	●	○	0.625	0.120	1.315	1.830	3.780	0.625	0.385	0.594	42.000	30.0
NEW 2S344-1588-483CTD	●	○	0.625	0.190	1.315	1.830	3.780	0.625	0.245	0.594	42.000	30.0
NEW 2S344-1905-076CTD	●	○	0.750	0.030	1.625	2.230	4.320	0.750	0.690	0.712	42.000	30.0
NEW 2S344-1905-152CTD	●	○	0.750	0.060	1.625	2.230	4.320	0.750	0.630	0.712	42.000	30.0
NEW 2S344-1905-229CTD	●	○	0.750	0.090	1.625	2.230	4.320	0.750	0.570	0.712	42.000	30.0
NEW 2S344-1905-305CTD	●	○	0.750	0.120	1.625	2.230	4.320	0.750	0.510	0.712	42.000	30.0
NEW 2S344-1905-483CTD	●	○	0.750	0.190	1.625	2.230	4.320	0.750	0.370	0.712	42.000	30.0
NEW 2S344-2540-076CTD	●	○	1.000	0.030	2.125	2.880	5.220	1.000	0.940	0.950	42.000	30.0
NEW 2S344-2540-152CTD	●	○	1.000	0.060	2.125	2.880	5.220	1.000	0.880	0.950	42.000	30.0
NEW 2S344-2540-229CTD	●	○	1.000	0.090	2.125	2.880	5.220	1.000	0.820	0.950	42.000	30.0
NEW 2S344-2540-305CTD	●	○	1.000	0.120	2.125	2.880	5.220	1.000	0.760	0.950	42.000	30.0
NEW 2S344-2540-483CTD	●	○	1.000	0.190	2.125	2.880	5.220	1.000	0.620	0.950	42.000	30.0
NEW 2S344-2540-635CTD	●	○	1.000	0.250	2.125	2.880	5.220	1.000	0.500	0.950	42.000	30.0

● = First choice ○ = Good choice



CoroMill® Plura solid carbide end mill for Heavy Duty milling

HRSA



ZEFP	TCDCON	TCDC
5	h6	h10

Metric (mm)

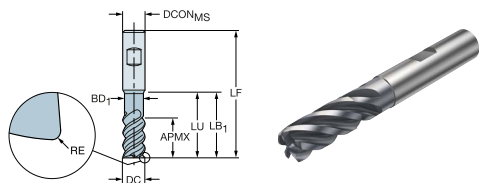
Ordering code			DC [mm]	RE [mm]	APMX [mm]	LU [mm]	LF [mm]	DCON _{MS} [mm]	DCF [mm]	DN [mm]	FHA [deg]	BH _T A ₂ [deg]
	S	M										
NEW 2F345-0600-050-TD	●	○	6.00	0.5	13.0	20.00	57.00	6.00	5.00	5.7	42.00	30.0
NEW 2F345-0600-100-TD	●	○	6.00	1.0	13.0	20.00	57.00	6.00	4.00	5.7	42.00	30.0
NEW 2F345-0800-050-TD	●	○	8.00	0.5	18.0	25.00	63.00	8.00	7.00	7.6	42.00	30.0
NEW 2F345-0800-100-TD	●	○	8.00	1.0	18.0	25.00	63.00	8.00	6.00	7.6	42.00	30.0
NEW 2F345-0800-200-TD	●	○	8.00	2.0	18.0	25.00	63.00	8.00	4.00	7.6	42.00	30.0
NEW 2F345-1000-050-TD	●	○	10.00	0.5	22.0	30.00	72.00	10.00	9.00	9.5	42.00	30.0
NEW 2F345-1000-100-TD	●	○	10.00	1.0	22.0	30.00	72.00	10.00	8.00	9.5	42.00	30.0
NEW 2F345-1000-200-TD	●	○	10.00	2.0	22.0	30.00	72.00	10.00	6.00	9.5	42.00	30.0
NEW 2F345-1200-050-TD	●	○	12.00	0.5	26.0	36.00	83.00	12.00	11.00	11.4	42.00	30.0
NEW 2F345-1200-100-TD	●	○	12.00	1.0	26.0	36.00	83.00	12.00	10.00	11.4	42.00	30.0
NEW 2F345-1200-200-TD	●	○	12.00	2.0	26.0	36.00	83.00	12.00	8.00	11.4	42.00	30.0
NEW 2F345-1200-250-TD	●	○	12.00	2.5	26.0	36.00	83.00	12.00	7.00	11.4	42.00	30.0
NEW 2F345-1200-300-TD	●	○	12.00	3.0	26.0	36.00	83.00	12.00	6.00	11.4	42.00	30.0
NEW 2F345-1600-050-TD	●	○	16.00	0.5	34.0	42.00	92.00	16.00	15.00	15.2	42.00	30.0
NEW 2F345-1600-100-TD	●	○	16.00	1.0	34.0	42.00	92.00	16.00	14.00	15.2	42.00	30.0
NEW 2F345-1600-200-TD	●	○	16.00	2.0	34.0	42.00	92.00	16.00	12.00	15.2	42.00	30.0
NEW 2F345-1600-250-TD	●	○	16.00	2.5	34.0	42.00	92.00	16.00	11.00	15.2	42.00	30.0
NEW 2F345-1600-300-TD	●	○	16.00	3.0	34.0	42.00	92.00	16.00	10.00	15.2	42.00	30.0
NEW 2F345-1600-400-TD	●	○	16.00	4.0	34.0	42.00	92.00	16.00	8.00	15.2	42.00	30.0
NEW 2F345-2000-050-TD	●	○	20.00	0.5	42.0	52.00	104.00	20.00	19.00	19.0	42.00	30.0
NEW 2F345-2000-100-TD	●	○	20.00	1.0	42.0	52.00	104.00	20.00	18.00	19.0	42.00	30.0
NEW 2F345-2000-200-TD	●	○	20.00	2.0	42.0	52.00	104.00	20.00	16.00	19.0	42.00	30.0
NEW 2F345-2000-250-TD	●	○	20.00	2.5	42.0	52.00	104.00	20.00	15.00	19.0	42.00	30.0
NEW 2F345-2000-300-TD	●	○	20.00	3.0	42.0	52.00	104.00	20.00	14.00	19.0	42.00	30.0
NEW 2F345-2000-400-TD	●	○	20.00	4.0	42.0	52.00	104.00	20.00	12.00	19.0	42.00	30.0
NEW 2F345-2500-050-TD	●	○	25.00	0.5	52.0	63.00	121.00	25.00	24.00	24.0	42.00	30.0
NEW 2F345-2500-100-TD	●	○	25.00	1.0	52.0	63.00	121.00	25.00	23.00	24.0	42.00	30.0

● = First choice ○ = Good choice



CoroMill® Plura solid carbide end mill for Heavy Duty milling

HRSA



ZEFP	TCDCON	TCDC
5	h6	h10

Metric (mm)

		S	M										
Ordering code	1745	1745	DC [mm]	RE [mm]	APMX [mm]	LU [mm]	LF [mm]	DCON _{MS} [mm]	DCF [mm]	DN [mm]	FHA [deg]	BHTA ₂ [deg]	
NEW 2F345-2500-200-TD	●	○	25.00	2.0	52.0	63.00	121.00	25.00	21.00	24.0	42.00	30.0	
NEW 2F345-2500-250-TD	●	○	25.00	2.5	52.0	63.00	121.00	25.00	20.00	24.0	42.00	30.0	
NEW 2F345-2500-300-TD	●	○	25.00	3.0	52.0	63.00	121.00	25.00	19.00	24.0	42.00	30.0	
NEW 2F345-2500-400-TD	●	○	25.00	4.0	52.0	63.00	121.00	25.00	17.00	24.0	42.00	30.0	

● = First choice ○ = Good choice

ZEFP	TCDCON	TCDC
5	h6	h10

Imperial (inch)

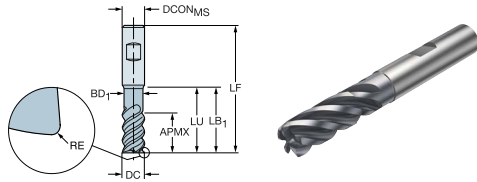
		S	M										
Ordering code	1745	1745	DC [inch]	RE [inch]	APMX [inch]	LU [inch]	LF [inch]	DCON _{MS} [inch]	DCF [inch]	DN [inch]	FHA [deg]	BHTA ₂ [deg]	
NEW 2F345-0635-038-TD	●	○	0.250	0.015	0.625	0.937	2.500	0.250	0.220	0.237	42.000	30.0	
NEW 2F345-0635-076-TD	●	○	0.250	0.030	0.625	0.937	2.500	0.250	0.190	0.237	42.000	30.0	
NEW 2F345-0635-152-TD	●	○	0.250	0.060	0.625	0.937	2.500	0.250	0.130	0.237	42.000	30.0	
NEW 2F345-0952-038-TD	●	○	0.375	0.015	0.875	1.250	3.000	0.375	0.345	0.356	42.000	30.0	
NEW 2F345-0952-076-TD	●	○	0.375	0.030	0.875	1.250	3.000	0.375	0.315	0.356	42.000	30.0	
NEW 2F345-0952-152-TD	●	○	0.375	0.060	0.875	1.250	3.000	0.375	0.255	0.356	42.000	30.0	
NEW 2F345-0952-229-TD	●	○	0.375	0.090	0.875	1.250	3.000	0.375	0.195	0.356	42.000	30.0	
NEW 2F345-1270-076-TD	●	○	0.500	0.030	1.125	1.438	3.500	0.500	0.440	0.475	42.000	30.0	
NEW 2F345-1270-152-TD	●	○	0.500	0.060	1.125	1.438	3.500	0.500	0.380	0.475	42.000	30.0	

● = First choice ○ = Good choice



CoroMill® Plura solid carbide end mill for Heavy Duty milling

HRSA



ZEFP	TCDCON	TCDC
5	h6	h10

Imperial (inch)

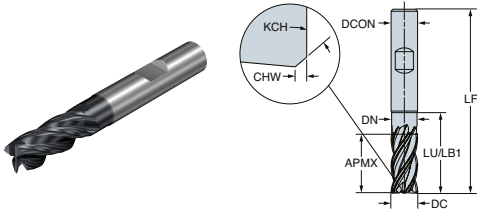
Ordering code			DC [inch]	RE [inch]	APMX [inch]	LU [inch]	LF [inch]	DCON _{MS} [inch]	DCF [inch]	DN [inch]	FHA [deg]	BH _T A ₂ [deg]
	1745	1745										
	S	M										
NEW 2F345-1270-229-TD	●	○	0.500	0.090	1.125	1.438	3.500	0.500	0.320	0.475	42.000	30.0
NEW 2F345-1588-076-TD	●	○	0.625	0.030	1.315	1.625	3.780	0.625	0.565	0.594	42.000	30.0
NEW 2F345-1588-152-TD	●	○	0.625	0.060	1.315	1.625	3.780	0.625	0.505	0.594	42.000	30.0
NEW 2F345-1588-229-TD	●	○	0.625	0.090	1.315	1.625	3.780	0.625	0.445	0.594	42.000	30.0
NEW 2F345-1588-305-TD	●	○	0.625	0.120	1.315	1.625	3.780	0.625	0.385	0.594	42.000	30.0
NEW 2F345-1588-483-TD	●	○	0.625	0.190	1.315	1.625	3.780	0.625	0.245	0.594	42.000	30.0
NEW 2F345-1905-076-TD	●	○	0.750	0.030	1.625	1.938	4.000	0.750	0.690	0.712	42.000	30.0
NEW 2F345-1905-152-TD	●	○	0.750	0.060	1.625	1.938	4.000	0.750	0.630	0.712	42.000	30.0
NEW 2F345-1905-229-TD	●	○	0.750	0.090	1.625	1.938	4.000	0.750	0.570	0.712	42.000	30.0
NEW 2F345-1905-305-TD	●	○	0.750	0.120	1.625	1.938	4.000	0.750	0.510	0.712	42.000	30.0
NEW 2F345-1905-483-TD	●	○	0.750	0.190	1.625	1.938	4.000	0.750	0.370	0.712	42.000	30.0
NEW 2F345-2540-076-TD	●	○	1.000	0.030	2.125	2.880	5.220	1.000	0.940	0.950	42.000	30.0
NEW 2F345-2540-152-TD	●	○	1.000	0.060	2.125	2.880	5.220	1.000	0.880	0.950	42.000	30.0
NEW 2F345-2540-229-TD	●	○	1.000	0.090	2.125	2.880	5.220	1.000	0.820	0.950	42.000	30.0
NEW 2F345-2540-305-TD	●	○	1.000	0.120	2.125	2.880	5.220	1.000	0.760	0.950	42.000	30.0
NEW 2F345-2540-483-TD	●	○	1.000	0.190	2.125	2.880	5.220	1.000	0.620	0.950	42.000	30.0
NEW 2F345-2540-635-TD	●	○	1.000	0.250	2.125	2.880	5.220	1.000	0.500	0.950	42.000	30.0

● = First choice ○ = Good choice



CoroMill® Dura solid carbide end mill for General Machining

For multi-materials



KCH [deg]	ZEFP	FHA [deg]	TCDCON	TCDC
45.0	4	35.50	h6	h10

Metric (mm)

	P	S	K	M	N
1730	●	○	●	●	●
1730	○	○	○	○	○
1730	○	○	○	○	○
1730	○	○	○	○	○
1730	○	○	○	○	○
1730	○	○	○	○	○

Ordering code	1730	1730	1730	1730	1730	DC [mm]	APMX [mm]	CHW [mm]	LU [mm]	DCON _{MS} [mm]	LF [mm]	DN [mm]	BD ₁ [mm]	LB ₁ [mm]	BHTA ₂ [deg]	RMPX [deg]
1K344-0600-XD	●	○	●	●	●	6.00	15.0	0.1	20.50	6.00	57.00	5.8	5.8	20.5	30.0	20.00
1K344-0800-XD	●	○	●	●	●	8.00	19.5	0.2	26.70	8.00	63.00	7.7	7.7	26.7	30.0	20.00
1K344-1000-XD	●	○	●	●	●	10.00	23.0	0.2	31.50	10.00	72.00	9.6	9.6	31.5	30.0	20.00
1K344-1200-XD	●	○	●	●	●	12.00	27.0	0.2	37.50	12.00	83.00	11.5	11.5	37.5	30.0	20.00
1K344-1600-XD	●	○	●	●	●	16.00	36.0	0.2	48.80	16.00	100.00	15.4	15.4	48.8	30.0	20.00
1K344-2000-XD	●	○	●	●	●	20.00	41.0	0.3	56.00	20.00	111.00	19.2	19.2	56.0	30.0	20.00

● = First choice ○ = Good choice

KCH [deg]	ZEFP	FHA [deg]	TCDCON	TCDC
45.0	4	35.500	h6	h10

Imperial (inch)

	P	S	K	M	N
1730	●	○	●	●	●
1730	○	○	○	○	○
1730	○	○	○	○	○
1730	○	○	○	○	○
1730	○	○	○	○	○
1730	○	○	○	○	○

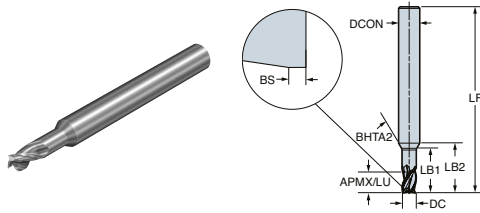
Ordering code	1730	1730	1730	1730	1730	DC [inch]	APMX [inch]	CHW [inch]	LU [inch]	DCON _{MS} [inch]	LF [inch]	DN [inch]	BD ₁ [inch]	LB ₁ [inch]	BHTA ₂ [deg]	RMPX [deg]
1K344-0600-XD	●	○	●	●	●	0.236	0.591	0.005	0.807	0.236	2.244	0.227	0.227	0.807	30.0	20.00
1K344-0800-XD	●	○	●	●	●	0.315	0.768	0.008	1.051	0.315	2.480	0.302	0.302	1.051	30.0	20.00
1K344-1000-XD	●	○	●	●	●	0.394	0.906	0.008	1.240	0.394	2.835	0.378	0.378	1.240	30.0	20.00
1K344-1200-XD	●	○	●	●	●	0.472	1.063	0.008	1.476	0.472	3.268	0.454	0.454	1.476	30.0	20.00
1K344-1600-XD	●	○	●	●	●	0.630	1.417	0.008	1.921	0.630	3.937	0.605	0.605	1.921	30.0	20.00
1K344-2000-XD	●	○	●	●	●	0.787	1.614	0.012	2.205	0.787	4.370	0.756	0.756	2.205	30.0	20.00

● = First choice ○ = Good choice



CoroMill® Dura solid carbide end mill for General Machining

For non-ferrous material, ISO N



ZEFP	FHA [deg]	TCDCON	TCDC
3	35.00	h6	h10

Metric (mm)

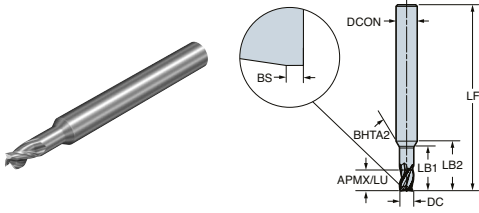
Ordering code	N											
	H10F	DC [mm]	APMX [mm]	LU [mm]	DCON _{MS} [mm]	LF [mm]	BS [mm]	BD ₁ [mm]	LB ₁ [mm]	LB ₂ [mm]	BHTA ₂ [deg]	RMPX [deg]
1K223-0200-NA	●	2.00	3.0	3.00	6.00	50.00	0.0	2.0	7.0	10.5	30.0	20.00
1K223-0300-NA	●	3.00	4.5	4.50	6.00	50.00	0.0	3.0	9.6	12.2	30.0	20.00
1K223-0400-NA	●	4.00	6.0	6.00	6.00	54.00	0.2	4.0	12.4	14.1	30.0	20.00
1K223-0500-NA	●	5.00	7.5	7.50	6.00	54.00	0.3	5.0	14.5	15.4	30.0	20.00
1K223-0600-NB	●	6.00	9.0	9.00	6.00	54.00	0.3					
1K223-0800-NB	●	8.00	12.0	12.00	8.00	58.00	0.3					
1K223-1000-NB	●	10.00	15.0	15.00	10.00	72.00	0.3					
1K223-1200-NB	●	12.00	18.0	18.00	12.00	83.00	0.4					
1K223-1600-NB	●	16.00	24.0	24.00	16.00	92.00	0.6					
1K223-2000-NB	●	20.00	30.0	30.00	20.00	104.00	0.7					
1K223-2500-NB	●	25.00	37.5	37.50	25.00	121.00	0.9					

● = First choice ○ = Good choice



CoroMill® Dura solid carbide end mill for General Machining

For non-ferrous material, ISO N



ZEFP	FHA [deg]	TCDCON	TCDC
3	35.000	h6	h10

Imperial (inch)

N

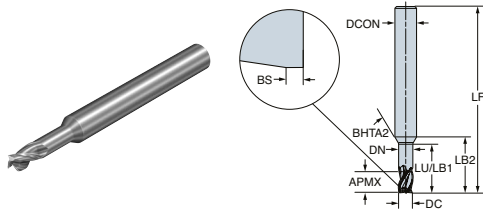
Ordering code	H10F	DC [inch]	APMX [inch]	LU [inch]	DCON _{MS} [inch]	LF [inch]	BS [inch]	BD ₁ [inch]	LB ₁ [inch]	LB ₂ [inch]	BHTA ₂ [deg]	RMPX [deg]
1K223-0200-NA	●	0.079	0.118	0.118	0.236	1.969	0.000	0.079	0.276	0.412	30.0	20.00
1K223-0300-NA	●	0.118	0.177	0.177	0.236	1.969	0.000	0.118	0.378	0.480	30.0	20.00
1K223-0400-NA	●	0.157	0.236	0.236	0.236	2.126	0.008	0.157	0.488	0.556	30.0	20.00
1K223-0500-NA	●	0.197	0.295	0.295	0.236	2.126	0.010	0.197	0.571	0.605	30.0	20.00
1K223-0600-NB	●	0.236	0.354	0.354	0.236	2.126	0.012					
1K223-0800-NB	●	0.315	0.472	0.472	0.315	2.283	0.011					
1K223-1000-NB	●	0.394	0.591	0.591	0.394	2.835	0.014					
1K223-1200-NB	●	0.472	0.709	0.709	0.472	3.268	0.017					
1K223-1600-NB	●	0.630	0.945	0.945	0.630	3.622	0.022					
1K223-2000-NB	●	0.787	1.181	1.181	0.787	4.094	0.028					
1K223-2500-NB	●	0.984	1.476	1.476	0.984	4.764	0.034					

● = First choice ○ = Good choice



CoroMill® Dura solid carbide end mill for General Machining

For non-ferrous material, ISO N



ZAFP	FHA [deg]	TCDCON	TCDC
3	35.00	h6	h10

Metric (mm)

N

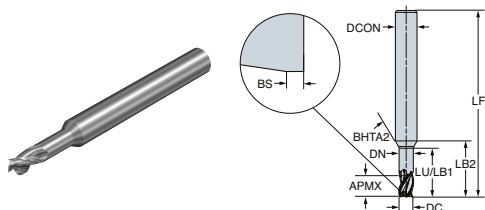
Ordering code	H10F	DC [mm]	APMX [mm]	LU [mm]	DCON _{MS} [mm]	LF [mm]	BS [mm]	DN [mm]	BD ₁ [mm]	LB ₁ [mm]	LB ₂ [mm]	BHTA ₂ [deg]	RMPX [deg]
1K223-0600-NH	●	6.00	9.0	18.00	6.00	57.00	0.3	5.8	5.8	18.0	18.2	30.0	20.00
1K223-0800-NH	●	8.00	12.0	24.00	8.00	63.00	0.3	7.7	7.7	24.0	24.3	30.0	20.00
1K223-1000-NH	●	10.00	15.0	30.00	10.00	72.00	0.3	9.6	9.6	30.0	30.4	30.0	20.00
1K223-1200-NH	●	12.00	18.0	36.00	12.00	83.00	0.4	11.5	11.5	36.0	36.4	30.0	20.00
1K223-1600-NH	●	16.00	24.0	48.00	16.00	98.00	0.6	15.4	15.4	48.0	48.5	30.0	20.00
1K223-2000-NH	●	20.00	30.0	60.00	20.00	111.00	0.7	19.2	19.2	60.0	60.7	30.0	20.00
1K223-2500-NH	●	25.00	37.5	75.00	25.00	135.00	0.9	24.0	24.0	75.0	75.9	30.0	20.00

● = First choice ○ = Good choice



CoroMill® Dura solid carbide end mill for General Machining

For non-ferrous material, ISO N



ZEFP	FHA [deg]	TCDCON	TCDC
3	35.000	h6	h10

Imperial (inch)

N

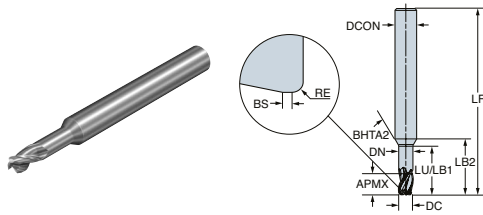
Ordering code	H10F	DC [inch]	APMX [inch]	LU [inch]	DCON _{MS} [inch]	LF [inch]	BS [inch]	DN [inch]	BD ₁ [inch]	LB ₁ [inch]	LB ₂ [inch]	BHTA ₂ [deg]	RMPX [deg]
1K223-0600-NH	●	0.236	0.354	0.709	0.236	2.244	0.012	0.227	0.227	0.709	0.717	30.0	20.00
1K223-0800-NH	●	0.315	0.472	0.945	0.315	2.480	0.011	0.302	0.302	0.945	0.956	30.0	20.00
1K223-1000-NH	●	0.394	0.591	1.181	0.394	2.835	0.014	0.378	0.378	1.181	1.195	30.0	20.00
1K223-1200-NH	●	0.472	0.709	1.417	0.472	3.268	0.017	0.454	0.454	1.417	1.434	30.0	20.00
1K223-1600-NH	●	0.630	0.945	1.890	0.630	3.858	0.022	0.605	0.605	1.890	1.911	30.0	20.00
1K223-2000-NH	●	0.787	1.181	2.362	0.787	4.370	0.028	0.756	0.756	2.362	2.389	30.0	20.00
1K223-2500-NH	●	0.984	1.476	2.953	0.984	5.315	0.034	0.945	0.945	2.953	2.987	30.0	20.00

● = First choice ○ = Good choice



CoroMill® Dura solid carbide end mill for General Machining

For non-ferrous material, ISO N



ZEFP	FHA [deg]	TCDCON	TCDC
3	35.00	h6	h10

Metric (mm)

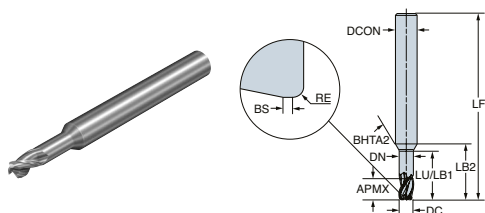
Ordering code	H10F	DC [mm]	APMX [mm]	RE [mm]	LU [mm]	DCON _{MS} [mm]	LF [mm]	BS [mm]	DN [mm]	BD ₁ [mm]	LB ₁ [mm]	LB ₂ [mm]	BHTA ₂ [deg]	RMPX [deg]	N	
															●	○
1K223-0200-020-NG	●	2.00	3.0	0.2	7.00	6.00	50.00	0.0	1.9	1.9	7.0	10.5	30.0	20.00		
1K223-0200-050-NG	●	2.00	3.0	0.5	7.00	6.00	50.00	0.0	1.9	1.9	7.0	10.5	30.0	20.00		
1K223-0300-020-NG	●	3.00	4.5	0.2	10.50	6.00	50.00	0.0	2.9	2.9	10.5	13.2	30.0	20.00		
1K223-0300-050-NG	●	3.00	4.5	0.5	10.50	6.00	50.00	0.0	2.9	2.9	10.5	13.2	30.0	20.00		
1K223-0400-050-NG	●	4.00	6.0	0.5	14.00	6.00	54.00	0.2	3.8	3.8	14.0	15.9	30.0	20.00		
1K223-0400-100-NG	●	4.00	6.0	1.0	14.00	6.00	54.00	0.2	3.8	3.8	14.0	15.9	30.0	20.00		
1K223-0500-050-NG	●	5.00	7.5	0.5	15.00	6.00	54.00	0.3	4.8	4.8	15.0	16.0	30.0	20.00		
1K223-0500-100-NG	●	5.00	7.5	1.0	15.00	6.00	54.00	0.3	4.8	4.8	15.0	16.0	30.0	20.00		

● = First choice ○ = Good choice



CoroMill® Dura solid carbide end mill for General Machining

For non-ferrous material, ISO N



ZEFP	FHA [deg]	TCDCON	TCDC
3	35.000	h6	h10

Imperial (inch)

N

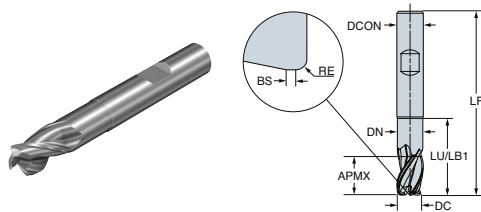
Ordering code	H10F	DC [inch]	APMX [inch]	RE [inch]	LU [inch]	DCON _{MS} [inch]	LF [inch]	BS [inch]	DN [inch]	BD ₁ [inch]	LB ₁ [inch]	LB ₂ [inch]	BHTA ₂ [deg]	RMPX [deg]
1K223-0200-020-NG	●	0.079	0.118	0.008	0.276	0.236	1.969	0.000	0.076	0.076	0.276	0.415	30.0	20.00
1K223-0200-050-NG	●	0.079	0.118	0.020	0.276	0.236	1.969	0.000	0.076	0.076	0.276	0.415	30.0	20.00
1K223-0300-020-NG	●	0.118	0.177	0.008	0.413	0.236	1.969	0.000	0.113	0.113	0.413	0.520	30.0	20.00
1K223-0300-050-NG	●	0.118	0.177	0.020	0.413	0.236	1.969	0.000	0.113	0.113	0.413	0.520	30.0	20.00
1K223-0400-050-NG	●	0.157	0.236	0.020	0.551	0.236	2.126	0.008	0.151	0.151	0.551	0.625	30.0	20.00
1K223-0400-100-NG	●	0.157	0.236	0.039	0.551	0.236	2.126	0.008	0.151	0.151	0.551	0.625	30.0	20.00
1K223-0500-050-NG	●	0.197	0.295	0.020	0.591	0.236	2.126	0.010	0.189	0.189	0.591	0.631	30.0	20.00
1K223-0500-100-NG	●	0.197	0.295	0.039	0.591	0.236	2.126	0.010	0.189	0.189	0.591	0.631	30.0	20.00

● = First choice ○ = Good choice



CoroMill® Dura solid carbide end mill for General Machining

For non-ferrous material, ISO N



ZEPF	FHA [deg]	TCDCON	TCDC
3	35.00	h6	h10

Metric (mm)

N

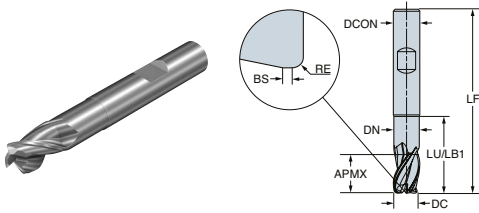
Ordering code	H10F	DC [mm]	APMX [mm]	RE [mm]	LU [mm]	DCON _{MS} [mm]	LF [mm]	BS [mm]	DN [mm]	BD ₁ [mm]	LB ₁ [mm]	LB ₂ [mm]	BHTA ₂ [deg]
1K223-0600-050-NH	●	6.00	9.0	0.5	18.00	6.00	57.00	0.3	5.8	5.8	18.0	18.2	30.0
1K223-0600-100-NH	●	6.00	9.0	1.0	18.00	6.00	57.00	0.3	5.8	5.8	18.0	18.2	30.0
1K223-0800-050-NH	●	8.00	12.0	0.5	24.00	8.00	63.00	0.3	7.7	7.7	24.0	24.3	30.0
1K223-0800-100-NH	●	8.00	12.0	1.0	24.00	8.00	63.00	0.3	7.7	7.7	24.0	24.3	30.0
1K223-0800-200-NH	●	8.00	12.0	2.0	24.00	8.00	63.00	0.3	7.7	7.7	24.0	24.3	30.0
1K223-1000-050-NH	●	10.00	15.0	0.5	30.00	10.00	72.00	0.3	9.6	9.6	30.0	30.4	30.0
1K223-1000-100-NH	●	10.00	15.0	1.0	30.00	10.00	72.00	0.3	9.6	9.6	30.0	30.4	30.0
1K223-1000-200-NH	●	10.00	15.0	2.0	30.00	10.00	72.00	0.3	9.6	9.6	30.0	30.4	30.0
1K223-1000-300-NH	●	10.00	15.0	3.0	30.00	10.00	72.00	0.3	9.6	9.6	30.0	30.4	30.0
1K223-1200-050-NH	●	12.00	18.0	0.5	36.00	12.00	83.00	0.4	11.5	11.5	36.0	36.4	30.0
1K223-1200-100-NH	●	12.00	18.0	1.0	36.00	12.00	83.00	0.4	11.5	11.5	36.0	36.4	30.0
1K223-1200-200-NH	●	12.00	18.0	2.0	36.00	12.00	83.00	0.4	11.5	11.5	36.0	36.4	30.0
1K223-1200-300-NH	●	12.00	18.0	3.0	36.00	12.00	83.00	0.4	11.5	11.5	36.0	36.4	30.0
1K223-1600-050-NH	●	16.00	24.0	0.5	48.00	16.00	98.00	0.6	15.4	15.4	48.0	48.5	30.0
1K223-1600-100-NH	●	16.00	24.0	1.0	48.00	16.00	98.00	0.6	15.4	15.4	48.0	48.5	30.0
1K223-1600-200-NH	●	16.00	24.0	2.0	48.00	16.00	98.00	0.6	15.4	15.4	48.0	48.5	30.0
1K223-1600-300-NH	●	16.00	24.0	3.0	48.00	16.00	98.00	0.6	15.4	15.4	48.0	48.5	30.0
1K223-1600-400-NH	●	16.00	24.0	4.0	48.00	16.00	98.00	0.6	15.4	15.4	48.0	48.5	30.0
1K223-2000-050-NH	●	20.00	30.0	0.5	60.00	20.00	111.00	0.7	19.2	19.2	60.0	60.7	30.0
1K223-2000-100-NH	●	20.00	30.0	1.0	60.00	20.00	111.00	0.7	19.2	19.2	60.0	60.7	30.0
1K223-2000-200-NH	●	20.00	30.0	2.0	60.00	20.00	111.00	0.7	19.2	19.2	60.0	60.7	30.0
1K223-2000-300-NH	●	20.00	30.0	3.0	60.00	20.00	111.00	0.7	19.2	19.2	60.0	60.7	30.0
1K223-2000-400-NH	●	20.00	30.0	4.0	60.00	20.00	111.00	0.7	19.2	19.2	60.0	60.7	30.0
1K223-2500-050-NH	●	25.00	37.5	0.5	75.00	25.00	135.00	0.9	24.0	24.0	75.0	75.9	30.0
1K223-2500-100-NH	●	25.00	37.5	1.0	75.00	25.00	135.00	0.9	24.0	24.0	75.0	75.9	30.0
1K223-2500-200-NH	●	25.00	37.5	2.0	75.00	25.00	135.00	0.9	24.0	24.0	75.0	75.9	30.0
1K223-2500-300-NH	●	25.00	37.5	3.0	75.00	25.00	135.00	0.9	24.0	24.0	75.0	75.9	30.0

● = First choice ○ = Good choice



CoroMill® Dura solid carbide end mill for General Machining

For non-ferrous material, ISO N



ZEFP	FHA [deg]	TCDCON	TCDC
3	35.00	h6	h10

Metric (mm)

N

Ordering code	H10F	DC [mm]	APMX [mm]	RE [mm]	LU [mm]	DCON _{MS} [mm]	LF [mm]	BS [mm]	DN [mm]	BD ₁ [mm]	LB ₁ [mm]	LB ₂ [mm]	BHTA ₂ [deg]
1K223-2500-400-NH	●	25.00	37.5	4.0	75.00	25.00	135.00	0.9	24.0	24.0	75.0	75.9	30.0

● = First choice ○ = Good choice

ZEFP	FHA [deg]	TCDCON	TCDC
3	35.000	h6	h10

Imperial (inch)

N

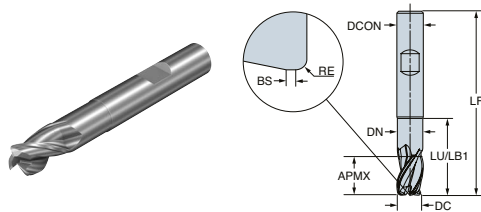
Ordering code	H10F	DC [inch]	APMX [inch]	RE [inch]	LU [inch]	DCON _{MS} [inch]	LF [inch]	BS [inch]	DN [inch]	BD ₁ [inch]	LB ₁ [inch]	LB ₂ [inch]	BHTA ₂ [deg]
1K223-0600-050-NH	●	0.236	0.354	0.020	0.709	0.236	2.244	0.012	0.227	0.227	0.709	0.717	30.0
1K223-0600-100-NH	●	0.236	0.354	0.039	0.709	0.236	2.244	0.012	0.227	0.227	0.709	0.717	30.0
1K223-0800-050-NH	●	0.315	0.472	0.020	0.945	0.315	2.480	0.011	0.302	0.302	0.945	0.956	30.0
1K223-0800-100-NH	●	0.315	0.472	0.039	0.945	0.315	2.480	0.011	0.302	0.302	0.945	0.956	30.0
1K223-0800-200-NH	●	0.315	0.472	0.079	0.945	0.315	2.480	0.011	0.302	0.302	0.945	0.956	30.0
1K223-1000-050-NH	●	0.394	0.591	0.020	1.181	0.394	2.835	0.014	0.378	0.378	1.181	1.195	30.0
1K223-1000-100-NH	●	0.394	0.591	0.039	1.181	0.394	2.835	0.014	0.378	0.378	1.181	1.195	30.0
1K223-1000-200-NH	●	0.394	0.591	0.079	1.181	0.394	2.835	0.014	0.378	0.378	1.181	1.195	30.0
1K223-1000-300-NH	●	0.394	0.591	0.118	1.181	0.394	2.835	0.014	0.378	0.378	1.181	1.195	30.0
1K223-1200-050-NH	●	0.472	0.709	0.020	1.417	0.472	3.268	0.017	0.454	0.454	1.417	1.434	30.0
1K223-1200-100-NH	●	0.472	0.709	0.039	1.417	0.472	3.268	0.017	0.454	0.454	1.417	1.434	30.0
1K223-1200-200-NH	●	0.472	0.709	0.079	1.417	0.472	3.268	0.017	0.454	0.454	1.417	1.434	30.0

● = First choice ○ = Good choice



CoroMill® Dura solid carbide end mill for General Machining

For non-ferrous material, ISO N



ZEFP	FHA [deg]	TCDCON	TCDC
3	35.000	h6	h10

Imperial (inch)

N

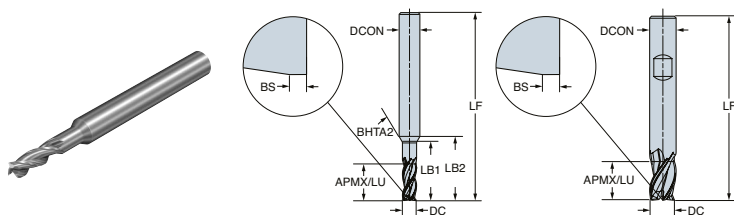
Ordering code	H10F	DC [inch]	APMX [inch]	RE [inch]	LU [inch]	DCON _{MS} [inch]	LF [inch]	BS [inch]	DN [inch]	BD ₁ [inch]	LB ₁ [inch]	LB ₂ [inch]	BHTA ₂ [deg]
1K223-1200-300-NH	●	0.472	0.709	0.118	1.417	0.472	3.268	0.017	0.454	0.454	1.417	1.434	30.0
1K223-1600-050-NH	●	0.630	0.945	0.020	1.890	0.630	3.858	0.022	0.605	0.605	1.890	1.911	30.0
1K223-1600-100-NH	●	0.630	0.945	0.039	1.890	0.630	3.858	0.022	0.605	0.605	1.890	1.911	30.0
1K223-1600-200-NH	●	0.630	0.945	0.079	1.890	0.630	3.858	0.022	0.605	0.605	1.890	1.911	30.0
1K223-1600-300-NH	●	0.630	0.945	0.118	1.890	0.630	3.858	0.022	0.605	0.605	1.890	1.911	30.0
1K223-1600-400-NH	●	0.630	0.945	0.157	1.890	0.630	3.858	0.022	0.605	0.605	1.890	1.911	30.0
1K223-2000-050-NH	●	0.787	1.181	0.020	2.362	0.787	4.370	0.028	0.756	0.756	2.362	2.389	30.0
1K223-2000-100-NH	●	0.787	1.181	0.039	2.362	0.787	4.370	0.028	0.756	0.756	2.362	2.389	30.0
1K223-2000-200-NH	●	0.787	1.181	0.079	2.362	0.787	4.370	0.028	0.756	0.756	2.362	2.389	30.0
1K223-2000-300-NH	●	0.787	1.181	0.118	2.362	0.787	4.370	0.028	0.756	0.756	2.362	2.389	30.0
1K223-2000-400-NH	●	0.787	1.181	0.157	2.362	0.787	4.370	0.028	0.756	0.756	2.362	2.389	30.0
1K223-2500-050-NH	●	0.984	1.476	0.020	2.953	0.984	5.315	0.034	0.945	0.945	2.953	2.987	30.0
1K223-2500-100-NH	●	0.984	1.476	0.039	2.953	0.984	5.315	0.034	0.945	0.945	2.953	2.987	30.0
1K223-2500-200-NH	●	0.984	1.476	0.079	2.953	0.984	5.315	0.034	0.945	0.945	2.953	2.987	30.0
1K223-2500-300-NH	●	0.984	1.476	0.118	2.953	0.984	5.315	0.034	0.945	0.945	2.953	2.987	30.0
1K223-2500-400-NH	●	0.984	1.476	0.157	2.953	0.984	5.315	0.034	0.945	0.945	2.953	2.987	30.0

● = First choice ○ = Good choice



CoroMill® Dura solid carbide end mill for General Machining

For non-ferrous material, ISO N



ZEFP	FHA [deg]	TCDCON	TCDC
3	35.00	h6	h10

Metric (mm)

N

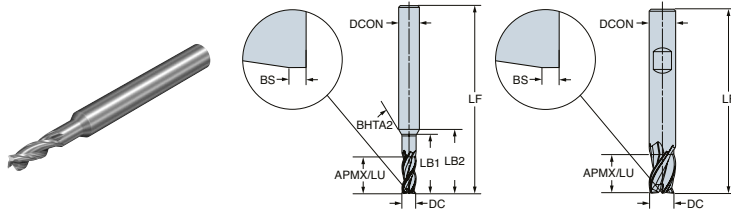
Ordering code	H10F	DC [mm]	APMX [mm]	LU [mm]	DCON _{MS} [mm]	LF [mm]	BS [mm]	BD ₁ [mm]	LB ₁ [mm]	LB ₂ [mm]	BHTA ₂ [deg]	RMPX [deg]
1K233-0200-NA	●	2.00	6.0	6.00	6.00	50.00	0.0	2.0	10.0	13.5	30.0	20.00
1K233-0300-NA	●	3.00	8.0	8.00	6.00	54.00	0.0	3.0	13.1	15.7	30.0	20.00
1K233-0400-NA	●	4.00	11.0	11.00	6.00	57.00	0.2	4.0	17.4	19.1	30.0	20.00
1K233-0500-NA	●	5.00	13.0	13.00	6.00	57.00	0.3	5.0	20.0	20.9	30.0	20.00
1K233-0600-NB	●	6.00	13.0	13.00	6.00	57.00	0.3					20.00
1K233-0800-NB	●	8.00	19.0	19.00	8.00	63.00	0.3					20.00
1K233-1000-NB	●	10.00	22.0	22.00	10.00	72.00	0.3					20.00
1K233-1200-NB	●	12.00	26.0	26.00	12.00	83.00	0.4					20.00
1K233-1600-NB	●	16.00	32.0	32.00	16.00	98.00	0.6					20.00
1K233-2000-NB	●	20.00	40.0	40.00	20.00	111.00	0.7					20.00
1K233-2500-NB	●	25.00	50.0	50.00	25.00	130.00	0.9					20.00

● = First choice ○ = Good choice



CoroMill® Dura solid carbide end mill for General Machining

For non-ferrous material, ISO N



ZEFP	FHA [deg]	TCDCON	TCDC
3	35.000	h6	h10

Imperial (inch)

N

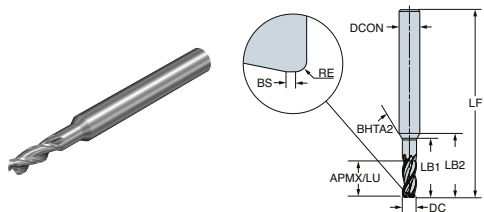
Ordering code	H10F	DC [inch]	APMX [inch]	LU [inch]	DCON _{MS} [inch]	LF [inch]	BS [inch]	BD ₁ [inch]	LB ₁ [inch]	LB ₂ [inch]	BHTA ₂ [deg]	RMPX [deg]
1K233-0200-NA	●	0.079	0.236	0.236	0.236	1.969	0.000	0.079	0.394	0.530	30.0	20.00
1K233-0300-NA	●	0.118	0.315	0.315	0.236	2.126	0.000	0.118	0.516	0.618	30.0	20.00
1K233-0400-NA	●	0.157	0.433	0.433	0.236	2.244	0.008	0.157	0.685	0.753	30.0	20.00
1K233-0500-NA	●	0.197	0.512	0.512	0.236	2.244	0.010	0.197	0.787	0.822	30.0	20.00
1K233-0600-NB	●	0.236	0.512	0.512	0.236	2.244	0.012					20.00
1K233-0800-NB	●	0.315	0.748	0.748	0.315	2.480	0.011					20.00
1K233-1000-NB	●	0.394	0.866	0.866	0.394	2.835	0.014					20.00
1K233-1200-NB	●	0.472	1.024	1.024	0.472	3.268	0.017					20.00
1K233-1600-NB	●	0.630	1.260	1.260	0.630	3.858	0.022					20.00
1K233-2000-NB	●	0.787	1.575	1.575	0.787	4.370	0.028					20.00
1K233-2500-NB	●	0.984	1.969	1.969	0.984	5.118	0.034					20.00

● = First choice ○ = Good choice



CoroMill® Dura solid carbide end mill for General Machining

For non-ferrous material, ISO N



ZEFP	FHA [deg]	TCDCON	TCDC
3	35.00	h6	h10

Metric (mm)

N

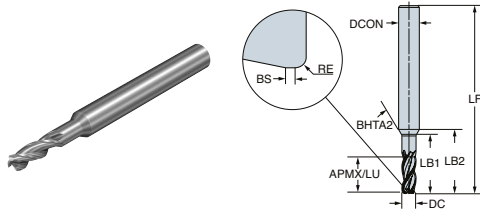
Ordering code	H10F	DC [mm]	APMX [mm]	RE [mm]	LU [mm]	DCON _{MS} [mm]	LF [mm]	BS [mm]	BD ₁ [mm]	LB ₁ [mm]	LB ₂ [mm]	BHTA ₂ [deg]	RMPX [deg]
1K233-0200-020-NA	●	2.00	6.0	0.2	6.00	6.00	50.00	0.0	2.0	10.0	13.5	30.0	20.00
1K233-0200-050-NA	●	2.00	6.0	0.5	6.00	6.00	50.00	0.0	2.0	10.0	13.5	30.0	20.00
1K233-0300-020-NA	●	3.00	8.0	0.2	8.00	6.00	54.00	0.0	3.0	13.1	15.7	30.0	20.00
1K233-0300-050-NA	●	3.00	8.0	0.5	8.00	6.00	54.00	0.0	3.0	13.1	15.7	30.0	20.00
1K233-0400-050-NA	●	4.00	11.0	0.5	11.00	6.00	57.00	0.2	4.0	17.4	19.1	30.0	20.00
1K233-0400-100-NA	●	4.00	11.0	1.0	11.00	6.00	57.00	0.2	4.0	17.4	19.1	30.0	20.00
1K233-0500-050-NA	●	5.00	13.0	0.5	13.00	6.00	57.00	0.3	5.0	20.0	20.9	30.0	20.00
1K233-0500-100-NA	●	5.00	13.0	1.0	13.00	6.00	57.00	0.3	5.0	20.0	20.9	30.0	20.00

● = First choice ○ = Good choice



CoroMill® Dura solid carbide end mill for General Machining

For non-ferrous material, ISO N



ZEFP	FHA [deg]	TCDCON	TCDC
3	35.000	h6	h10

Imperial (inch)

N

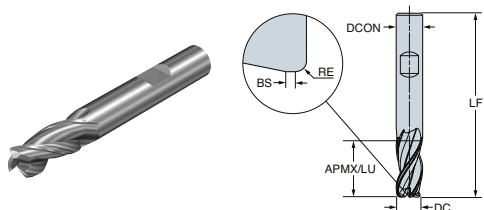
Ordering code	H10F	DC [inch]	APMX [inch]	RE [inch]	LU [inch]	DCON _{MS} [inch]	LF [inch]	BS [inch]	BD ₁ [inch]	LB ₁ [inch]	LB ₂ [inch]	BHTA ₂ [deg]	RMPX [deg]
1K233-0200-020-NA	●	0.079	0.236	0.008	0.236	0.236	1.969	0.000	0.079	0.394	0.530	30.0	20.00
1K233-0200-050-NA	●	0.079	0.236	0.020	0.236	0.236	1.969	0.000	0.079	0.394	0.530	30.0	20.00
1K233-0300-020-NA	●	0.118	0.315	0.008	0.315	0.236	2.126	0.000	0.118	0.516	0.618	30.0	20.00
1K233-0300-050-NA	●	0.118	0.315	0.020	0.315	0.236	2.126	0.000	0.118	0.516	0.618	30.0	20.00
1K233-0400-050-NA	●	0.157	0.433	0.020	0.433	0.236	2.244	0.008	0.157	0.685	0.753	30.0	20.00
1K233-0400-100-NA	●	0.157	0.433	0.039	0.433	0.236	2.244	0.008	0.157	0.685	0.753	30.0	20.00
1K233-0500-050-NA	●	0.197	0.512	0.020	0.512	0.236	2.244	0.010	0.197	0.787	0.822	30.0	20.00
1K233-0500-100-NA	●	0.197	0.512	0.039	0.512	0.236	2.244	0.010	0.197	0.787	0.822	30.0	20.00

● = First choice ○ = Good choice



CoroMill® Dura solid carbide end mill for General Machining

For non-ferrous material, ISO N



ZEFP	FHA [deg]	TCDCON	TCDC
3	35.00	h6	h10

Metric (mm)

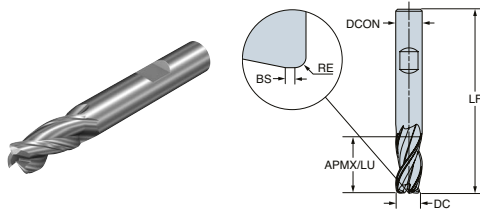
Ordering code	H10F	DC [mm]	APMX [mm]	RE [mm]	LU [mm]	DCON _{MS} [mm]	LF [mm]	BS [mm]	N
1K233-0600-050-NB	●	6.00	13.0	0.5	13.00	6.00	57.00	0.3	
1K233-0600-100-NB	●	6.00	13.0	1.0	13.00	6.00	57.00	0.3	
1K233-0800-050-NB	●	8.00	19.0	0.5	19.00	8.00	63.00	0.3	
1K233-0800-100-NB	●	8.00	19.0	1.0	19.00	8.00	63.00	0.3	
1K233-0800-200-NB	●	8.00	19.0	2.0	19.00	8.00	63.00	0.3	
1K233-1000-050-NB	●	10.00	22.0	0.5	22.00	10.00	72.00	0.3	
1K233-1000-100-NB	●	10.00	22.0	1.0	22.00	10.00	72.00	0.3	
1K233-1000-200-NB	●	10.00	22.0	2.0	22.00	10.00	72.00	0.3	
1K233-1000-300-NB	●	10.00	22.0	3.0	22.00	10.00	72.00	0.3	
1K233-1200-050-NB	●	12.00	26.0	0.5	26.00	12.00	83.00	0.4	
1K233-1200-100-NB	●	12.00	26.0	1.0	26.00	12.00	83.00	0.4	
1K233-1200-200-NB	●	12.00	26.0	2.0	26.00	12.00	83.00	0.4	
1K233-1200-300-NB	●	12.00	26.0	3.0	26.00	12.00	83.00	0.4	
1K233-1600-050-NB	●	16.00	32.0	0.5	32.00	16.00	98.00	0.6	
1K233-1600-100-NB	●	16.00	32.0	1.0	32.00	16.00	98.00	0.6	
1K233-1600-200-NB	●	16.00	32.0	2.0	32.00	16.00	98.00	0.6	
1K233-1600-300-NB	●	16.00	32.0	3.0	32.00	16.00	98.00	0.6	
1K233-1600-400-NB	●	16.00	32.0	4.0	32.00	16.00	98.00	0.6	
1K233-2000-050-NB	●	20.00	40.0	0.5	40.00	20.00	111.00	0.7	
1K233-2000-100-NB	●	20.00	40.0	1.0	40.00	20.00	111.00	0.7	
1K233-2000-200-NB	●	20.00	40.0	2.0	40.00	20.00	111.00	0.7	
1K233-2000-300-NB	●	20.00	40.0	3.0	40.00	20.00	111.00	0.7	
1K233-2000-400-NB	●	20.00	40.0	4.0	40.00	20.00	111.00	0.7	
1K233-2500-050-NB	●	25.00	50.0	0.5	50.00	25.00	130.00	0.9	
1K233-2500-100-NB	●	25.00	50.0	1.0	50.00	25.00	130.00	0.9	
1K233-2500-200-NB	●	25.00	50.0	2.0	50.00	25.00	130.00	0.9	
1K233-2500-300-NB	●	25.00	50.0	3.0	50.00	25.00	130.00	0.9	

● = First choice ○ = Good choice



CoroMill® Dura solid carbide end mill for General Machining

For non-ferrous material, ISO N



ZEFP	FHA [deg]	TCDCON	TCDC
3	35.00	h6	h10

Metric (mm)

Ordering code	H10F	DC [mm]	APMX [mm]	RE [mm]	LU [mm]	DCON _{MS} [mm]	LF [mm]	BS [mm]	N
1K233-2500-400-NB	●	25.00	50.0	4.0	50.00	25.00	130.00	0.9	

● = First choice ○ = Good choice

ZEFP	FHA [deg]	TCDCON	TCDC
3	35.000	h6	h10

Imperial (inch)

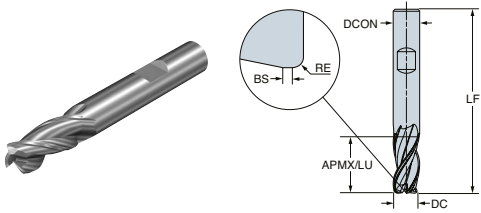
Ordering code	H10F	DC [inch]	APMX [inch]	RE [inch]	LU [inch]	DCON _{MS} [inch]	LF [inch]	BS [inch]	N
1K233-0600-050-NB	●	0.236	0.512	0.020	0.512	0.236	2.244	0.012	
1K233-0600-100-NB	●	0.236	0.512	0.039	0.512	0.236	2.244	0.012	
1K233-0800-050-NB	●	0.315	0.748	0.020	0.748	0.315	2.480	0.011	
1K233-0800-100-NB	●	0.315	0.748	0.039	0.748	0.315	2.480	0.011	
1K233-0800-200-NB	●	0.315	0.748	0.079	0.748	0.315	2.480	0.011	
1K233-1000-050-NB	●	0.394	0.866	0.020	0.866	0.394	2.835	0.014	
1K233-1000-100-NB	●	0.394	0.866	0.039	0.866	0.394	2.835	0.014	
1K233-1000-200-NB	●	0.394	0.866	0.079	0.866	0.394	2.835	0.014	
1K233-1000-300-NB	●	0.394	0.866	0.118	0.866	0.394	2.835	0.014	
1K233-1200-050-NB	●	0.472	1.024	0.020	1.024	0.472	3.268	0.017	
1K233-1200-100-NB	●	0.472	1.024	0.039	1.024	0.472	3.268	0.017	
1K233-1200-200-NB	●	0.472	1.024	0.079	1.024	0.472	3.268	0.017	

● = First choice ○ = Good choice



CoroMill® Dura solid carbide end mill for General Machining

For non-ferrous material, ISO N



ZEFP	FHA [deg]	TCDCON	TCDC
3	35.000	h6	h10

Imperial (inch)

N

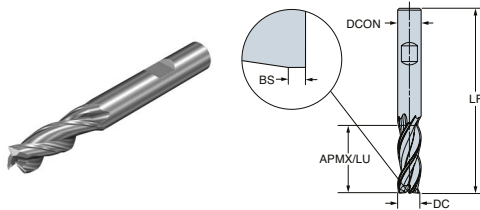
Ordering code	H10F	DC [inch]	APMX [inch]	RE [inch]	LU [inch]	DCON _{MS} [inch]	LF [inch]	BS [inch]
1K233-1200-300-NB	●	0.472	1.024	0.118	1.024	0.472	3.268	0.017
1K233-1600-050-NB	●	0.630	1.260	0.020	1.260	0.630	3.858	0.022
1K233-1600-100-NB	●	0.630	1.260	0.039	1.260	0.630	3.858	0.022
1K233-1600-200-NB	●	0.630	1.260	0.079	1.260	0.630	3.858	0.022
1K233-1600-300-NB	●	0.630	1.260	0.118	1.260	0.630	3.858	0.022
1K233-1600-400-NB	●	0.630	1.260	0.157	1.260	0.630	3.858	0.022
1K233-2000-050-NB	●	0.787	1.575	0.020	1.575	0.787	4.370	0.028
1K233-2000-100-NB	●	0.787	1.575	0.039	1.575	0.787	4.370	0.028
1K233-2000-200-NB	●	0.787	1.575	0.079	1.575	0.787	4.370	0.028
1K233-2000-300-NB	●	0.787	1.575	0.118	1.575	0.787	4.370	0.028
1K233-2000-400-NB	●	0.787	1.575	0.157	1.575	0.787	4.370	0.028
1K233-2500-050-NB	●	0.984	1.969	0.020	1.969	0.984	5.118	0.034
1K233-2500-100-NB	●	0.984	1.969	0.039	1.969	0.984	5.118	0.034
1K233-2500-200-NB	●	0.984	1.969	0.079	1.969	0.984	5.118	0.034
1K233-2500-300-NB	●	0.984	1.969	0.118	1.969	0.984	5.118	0.034
1K233-2500-400-NB	●	0.984	1.969	0.157	1.969	0.984	5.118	0.034

● = First choice ○ = Good choice



CoroMill® Dura solid carbide end mill for General Machining

For non-ferrous material, ISO N



ZEFP	FHA [deg]	TCDCON	TCDC
3	35.00	h6	h10

Metric (mm)

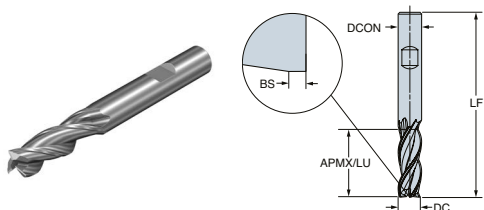
Ordering code	N							
	H10F	DC [mm]	APMX [mm]	LU [mm]	DCON _{MS} [mm]	LF [mm]	BS [mm]	RMPX [deg]
1K253-0600-NB	●	6.00	18.0	18.00	6.00	63.00	0.3	20.00
1K253-0800-NB	●	8.00	24.0	24.00	8.00	73.00	0.3	20.00
1K253-1000-NB	●	10.00	30.0	30.00	10.00	82.00	0.3	20.00
1K253-1200-NB	●	12.00	36.0	36.00	12.00	97.00	0.4	20.00
1K253-1600-NB	●	16.00	48.0	48.00	16.00	115.00	0.6	20.00
1K253-2000-NB	●	20.00	60.0	60.00	20.00	135.00	0.7	20.00
1K253-2500-NB	●	25.00	75.0	75.00	25.00	153.00	0.9	20.00

● = First choice ○ = Good choice



CoroMill® Dura solid carbide end mill for General Machining

For non-ferrous material, ISO N



ZEFP	FHA [deg]	TCDCON	TCDC
3	35.000	h6	h10

Imperial (inch)

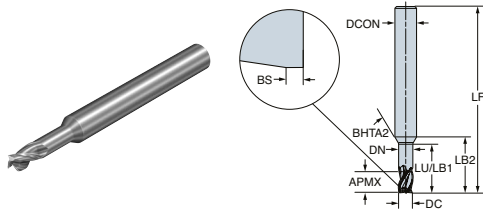
Ordering code	N							
	H10F	DC [inch]	APMX [inch]	LU [inch]	DCON _{MS} [inch]	LF [inch]	BS [inch]	RMPX [deg]
1K253-0600-NB	●	0.236	0.709	0.709	0.236	2.480	0.012	20.00
1K253-0800-NB	●	0.315	0.945	0.945	0.315	2.874	0.011	20.00
1K253-1000-NB	●	0.394	1.181	1.181	0.394	3.228	0.014	20.00
1K253-1200-NB	●	0.472	1.417	1.417	0.472	3.819	0.017	20.00
1K253-1600-NB	●	0.630	1.890	1.890	0.630	4.528	0.022	20.00
1K253-2000-NB	●	0.787	2.362	2.362	0.787	5.315	0.028	20.00
1K253-2500-NB	●	0.984	2.953	2.953	0.984	6.024	0.034	20.00

● = First choice ○ = Good choice



CoroMill® Dura solid carbide end mill for General Machining

For non-ferrous material, ISO N



ZEFP	FHA [deg]	TCDCON	TCDC
3	35.00	h6	h10

Metric (mm)

N

Ordering code	H10F	DC [mm]	APMX [mm]	LU [mm]	DCON _{MS} [mm]	LF [mm]	BS [mm]	DN [mm]	BD ₁ [mm]	LB ₁ [mm]	LB ₂ [mm]	BHTA ₂ [deg]	RMPX [deg]
1K223-0200-NG	●	2.00	3.0	7.00	6.00	50.00	0.0	1.9	1.9	7.0	10.5	30.0	20.00
1K223-0300-NG	●	3.00	4.5	10.50	6.00	50.00	0.0	2.9	2.9	10.5	13.2	30.0	20.00
1K223-0400-NG	●	4.00	6.0	14.00	6.00	54.00	0.2	3.8	3.8	14.0	15.9	30.0	20.00
1K223-0500-NG	●	5.00	7.5	15.00	6.00	54.00	0.3	4.8	4.8	15.0	16.0	30.0	20.00

● = First choice ○ = Good choice

ZEFP	FHA [deg]	TCDCON	TCDC
3	35.000	h6	h10

Imperial (inch)

N

Ordering code	H10F	DC [inch]	APMX [inch]	LU [inch]	DCON _{MS} [inch]	LF [inch]	BS [inch]	DN [inch]	BD ₁ [inch]	LB ₁ [inch]	LB ₂ [inch]	BHTA ₂ [deg]	RMPX [deg]
1K223-0200-NG	●	0.079	0.118	0.276	0.236	1.969	0.000	0.076	0.076	0.276	0.415	30.0	20.00
1K223-0300-NG	●	0.118	0.177	0.413	0.236	1.969	0.000	0.113	0.113	0.413	0.520	30.0	20.00
1K223-0400-NG	●	0.157	0.236	0.551	0.236	2.126	0.008	0.151	0.151	0.551	0.625	30.0	20.00
1K223-0500-NG	●	0.197	0.295	0.591	0.236	2.126	0.010	0.189	0.189	0.591	0.631	30.0	20.00

● = First choice ○ = Good choice



Read more about CoroTap® 400:
sandvik.coromant.com/corotap400



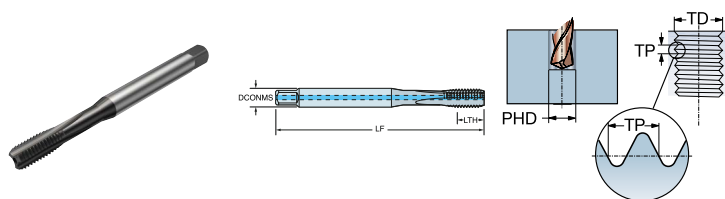
Threading

Tapping tools	418
CoroTap™ 100 cutting tap with straight flutes	418
CoroTap™ 200 cutting tap with spiral point	438
CoroTap™ 300 cutting tap with spiral flutes	439
CoroTap™ 400 forming tap	440



CoroTap™ 100 cutting tap with straight flutes

Thread form: Metric



THCHT	SUBSTRATE	COATING
C = 2-3xTP	HSS-E-PM	CVD DLC TaC

Metric (mm)

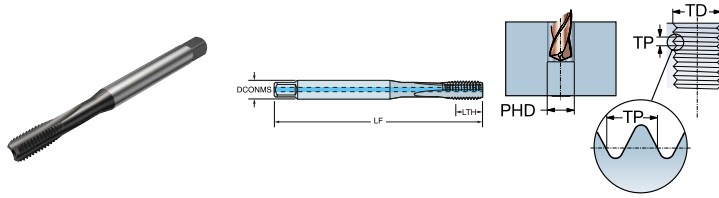
Ordering code	NIPR	TDZ	TP [mm]	TD [mm]	DCON _{MS} [mm]	LU [mm]	TCTR	LF [mm]	THL [mm]	NOF	PHD [mm]	BSG	N
T100-NM100DA-M3	●	M 3	0.50	3.00	3.50	18.00	6HX	56.00	9.00	3	2.50	DIN371	
T100-NM100DA-M4	●	M 4	0.70	4.00	4.50	21.00	6HX	63.00	12.00	3	3.30	DIN371	
T100-NM100DA-M5	●	M 5	0.80	5.00	6.00	25.00	6HX	70.00	13.00	3	4.20	DIN371	
T100-NM104DA-M10	●	M 10	1.50	10.00	10.00	39.00	6HX	100.00	20.00	3	8.50	DIN371	
T100-NM104DA-M6	●	M 6	1.00	6.00	6.00	31.00	6HX	80.00	15.00	3	5.00	DIN371	
T100-NM104DA-M8	●	M 8	1.25	8.00	8.00	35.00	6HX	90.00	18.00	3	6.75	DIN371	
T100-NM105DA-M12	●	M 12	1.75	12.00	9.00	55.00	6HX	110.00	16.00	3	10.25	DIN376	

● = First choice ○ = Good choice



CoroTap™ 100 cutting tap with straight flutes

Thread form: Metric



THCHT	SUBSTRATE	COATING
C = 2-3xTP	HSS-E-PM	CVD DLC TaC

Imperial (inch)

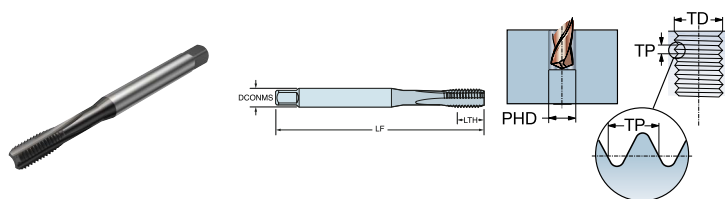
Ordering code	NIPR	TDZ	TP [inch]	TD [inch]	DCON _{MS} [inch]	LU [inch]	TCTR	LF [inch]	THL [inch]	NOF	PHD [inch]	BSG	N
T100-NM100DA-M3	●	M 3	0.020	0.118	0.138	0.709	6HX	2.205	0.354	3	0.098	DIN371	
T100-NM100DA-M4	●	M 4	0.028	0.157	0.177	0.827	6HX	2.480	0.472	3	0.130	DIN371	
T100-NM100DA-M5	●	M 5	0.031	0.197	0.236	0.984	6HX	2.756	0.512	3	0.165	DIN371	
T100-NM104DA-M10	●	M 10	0.059	0.394	0.394	1.535	6HX	3.937	0.787	3	0.335	DIN371	
T100-NM104DA-M6	●	M 6	0.039	0.236	0.236	1.220	6HX	3.150	0.591	3	0.197	DIN371	
T100-NM104DA-M8	●	M 8	0.049	0.315	0.315	1.378	6HX	3.543	0.709	3	0.266	DIN371	
T100-NM105DA-M12	●	M 12	0.069	0.472	0.354	2.165	6HX	4.331	0.630	3	0.404	DIN376	

● = First choice ○ = Good choice



CoroTap™ 100 cutting tap with straight flutes

Thread form: Metric



THCHT	SUBSTRATE	COATING
E = 1.5-2xTP	HSS-E-PM	CVD DLC TaC

Metric (mm)

N

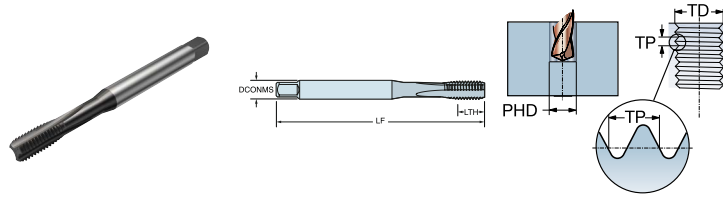
Ordering code	NIPR	TDZ	TP [mm]	TD [mm]	DCON _{MS} [mm]	LU [mm]	TCTR	LF [mm]	THL [mm]	NOF	PHD [mm]	BSG
T100-NM102DA-M3	●	M 3	0.50	3.00	3.50	18.00	6HX	56.00	9.00	3	2.50	DIN371
T100-NM102DA-M4	●	M 4	0.70	4.00	4.50	21.00	6HX	63.00	12.00	3	3.30	DIN371
T100-NM102DA-M5	●	M 5	0.80	5.00	6.00	25.00	6HX	70.00	13.00	3	4.20	DIN371
T100-NM106DA-M10	●	M 10	1.50	10.00	10.00	39.00	6HX	100.00	20.00	3	8.50	DIN371
T100-NM106DA-M6	●	M 6	1.00	6.00	6.00	31.00	6HX	80.00	15.00	3	5.00	DIN371
T100-NM106DA-M8	●	M 8	1.25	8.00	8.00	35.00	6HX	90.00	18.00	3	6.75	DIN371
T100-NM107DA-M12	●	M 12	1.75	12.00	9.00	55.00	6HX	110.00	23.00	3	10.25	DIN376
T100-NM107DA-M14	●	M 14	2.00	14.00	11.00	60.00	6HX	110.00	25.00	3	12.00	DIN376
T100-NM107DA-M16	●	M 16	2.00	16.00	12.00	60.00	6HX	110.00	25.00	3	14.00	DIN376

● = First choice ○ = Good choice



CoroTap™ 100 cutting tap with straight flutes

Thread form: Metric



THCHT	SUBSTRATE	COATING
E = 1.5-2xTP	HSS-E-PM	CVD DLC TaC

Imperial (inch)

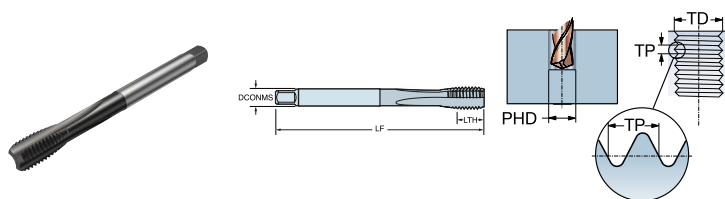
Ordering code	N	NIPR	TDZ	TP [inch]	TD [inch]	DCON _{MS} [inch]	LU [inch]	TCTR	LF [inch]	THL [inch]	NOF	PHD [inch]	BSG
T100-NM102DA-M3	●	M 3	0.020	0.118	0.138	0.709	6HX	2.205	0.354	3	0.098	DIN371	
T100-NM102DA-M4	●	M 4	0.028	0.157	0.177	0.827	6HX	2.480	0.472	3	0.130	DIN371	
T100-NM102DA-M5	●	M 5	0.031	0.197	0.236	0.984	6HX	2.756	0.512	3	0.165	DIN371	
T100-NM106DA-M10	●	M 10	0.059	0.394	0.394	1.535	6HX	3.937	0.787	3	0.335	DIN371	
T100-NM106DA-M6	●	M 6	0.039	0.236	0.236	1.220	6HX	3.150	0.591	3	0.197	DIN371	
T100-NM106DA-M8	●	M 8	0.049	0.315	0.315	1.378	6HX	3.543	0.709	3	0.266	DIN371	
T100-NM107DA-M12	●	M 12	0.069	0.472	0.354	2.165	6HX	4.331	0.906	3	0.404	DIN376	
T100-NM107DA-M14	●	M 14	0.079	0.551	0.433	2.362	6HX	4.331	0.984	3	0.472	DIN376	
T100-NM107DA-M16	●	M 16	0.079	0.630	0.472	2.362	6HX	4.331	0.984	3	0.551	DIN376	

● = First choice ○ = Good choice



CoroTap™ 100 cutting tap with straight flutes

Thread form: Metric fin



THCHT	SUBSTRATE	COATING
C = 2-3xTP	HSS-E-PM	CVD DLC TaC

Metric (mm)

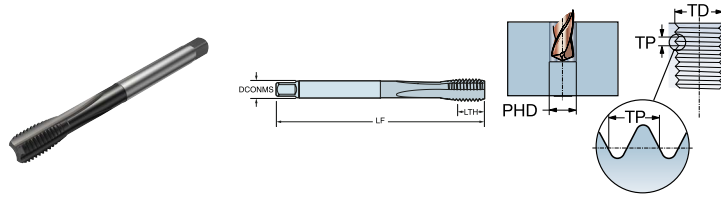
Ordering code	NIPR	TDZ	TP [mm]	TD [mm]	DCON _{MS} [mm]	LU [mm]	TCTR	LF [mm]	THL [mm]	NOF	N
T100-NM101DB-M3X035	●	MF 3x0.35	0.35	3.00	2.50	28.00	6HX	56.00	8.00	3	
T100-NM101DB-M4X050	●	MF 4X0.5	0.50	4.00	2.80	31.50	6HX	63.00	12.00	3	
T100-NM101DB-M5X050	●	MF 5X0.5	0.50	5.00	3.50	35.00	6HX	70.00	13.00	3	
T100-NM105DB-M10X100	●	MF 10x1	1.00	10.00	7.00	43.00	6HX	90.00	18.00	3	
T100-NM105DB-M10X125	●	MF 10x1.25	1.25	10.00	7.00	43.00	6HX	100.00	20.00	3	
T100-NM105DB-M12X100	●	MF 12x1	1.00	12.00	9.00	50.00	6HX	100.00	21.00	3	
T100-NM105DB-M12X125	●	MF 12x1.25	1.25	12.00	9.00	50.00	6HX	100.00	21.00	3	
T100-NM105DB-M12X150	●	MF 12x1.5	1.50	12.00	9.00	50.00	6HX	100.00	21.00	3	
T100-NM105DB-M6X075	●	MF 6X0.75	0.75	6.00	4.50	40.00	6HX	80.00	15.00	3	
T100-NM105DB-M8X075	●	MF 8X0.75	0.75	8.00	6.00	40.00	6HX	80.00	15.00	3	

● = First choice ○ = Good choice



CoroTap™ 100 cutting tap with straight flutes

Thread form: Metric fin



THCHT	SUBSTRATE	COATING
C = 2-3xTP	HSS-E-PM	CVD DLC TaC

Imperial (inch)

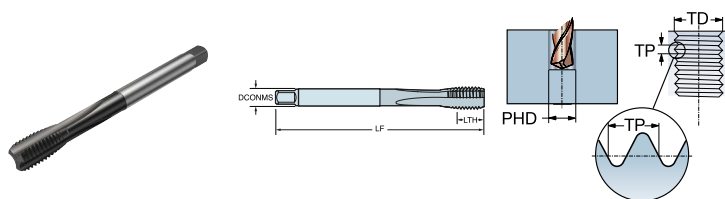
Ordering code	N									
	NLPR	TDZ	TP [inch]	TD [inch]	DCON _{MS} [inch]	LU [inch]	TCTR	LF [inch]	THL [inch]	NOF
T100-NM101DB-M3X035	●	MF 3x0.35	0.014	0.118	0.098	1.102	6HX	2.205	0.315	3
T100-NM101DB-M4X050	●	MF 4X0.5	0.020	0.157	0.110	1.240	6HX	2.480	0.472	3
T100-NM101DB-M5X050	●	MF 5X0.5	0.020	0.197	0.138	1.378	6HX	2.756	0.512	3
T100-NM105DB-M10X100	●	MF 10x1	0.039	0.394	0.276	1.693	6HX	3.543	0.709	3
T100-NM105DB-M10X125	●	MF 10x1.25	0.049	0.394	0.276	1.693	6HX	3.937	0.787	3
T100-NM105DB-M12X100	●	MF 12x1	0.039	0.472	0.354	1.969	6HX	3.937	0.827	3
T100-NM105DB-M12X125	●	MF 12x1.25	0.049	0.472	0.354	1.969	6HX	3.937	0.827	3
T100-NM105DB-M12X150	●	MF 12x1.5	0.059	0.472	0.354	1.969	6HX	3.937	0.827	3
T100-NM105DB-M6X075	●	MF 6X0.75	0.030	0.236	0.177	1.575	6HX	3.150	0.591	3
T100-NM105DB-M8X075	●	MF 8X0.75	0.030	0.315	0.236	1.575	6HX	3.150	0.591	3

● = First choice ○ = Good choice



CoroTap™ 100 cutting tap with straight flutes

Thread form: Metric fin



THCHT	SUBSTRATE	COATING
E = 1.5-2xTP	HSS-E-PM	CVD DLC TaC

Metric (mm)

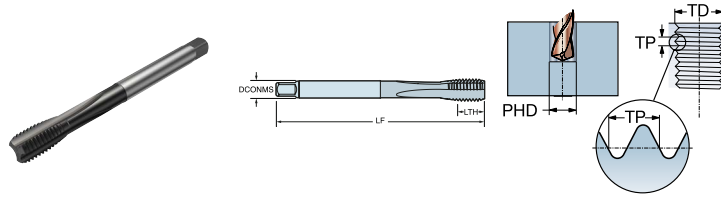
Ordering code	NIPPR	TDZ	TP [mm]	TD [mm]	DCON _{MS} [mm]	LU [mm]	TCTR	LF [mm]	THL [mm]	NOF	N
T100-NM103DB-M3X035	●	MF 3x0.35	0.35	3.00	2.50	28.00	6HX	56.00	8.00	3	
T100-NM103DB-M4X050	●	MF 4X0.5	0.50	4.00	2.80	31.50	6HX	63.00	12.00	3	
T100-NM103DB-M5X050	●	MF 5X0.5	0.50	5.00	3.50	35.00	6HX	70.00	13.00	3	
T100-NM107DB-M10X100	●	MF 10x1	1.00	10.00	7.00	43.00	6HX	90.00	18.00	3	
T100-NM107DB-M10X125	●	MF 10x1.25	1.25	10.00	7.00	50.00	6HX	100.00	20.00	3	
T100-NM107DB-M12X100	●	MF 12x1	1.00	12.00	9.00	50.00	6HX	100.00	21.00	3	
T100-NM107DB-M12X125	●	MF 12x1.25	1.25	12.00	9.00	50.00	6HX	100.00	21.00	3	
T100-NM107DB-M12X150	●	MF 12x1.5	1.50	12.00	9.00	50.00	6HX	100.00	21.00	3	
T100-NM107DB-M14X100	●	MF 14x1	1.00	14.00	11.00	50.00	6HX	100.00	21.00	3	
T100-NM107DB-M14X125	●	MF 14x1.25	1.25	14.00	11.00	50.00	6HX	100.00	21.00	3	
T100-NM107DB-M14X150	●	MF 14x1.5	1.50	14.00	11.00	50.00	6HX	100.00	21.00	3	
T100-NM107DB-M16X150	●	MF 16x1.5	1.50	16.00	12.00	50.00	6HX	100.00	21.00	3	
T100-NM107DB-M6X075	●	MF 6X0.75	0.75	6.00	4.50	40.00	6HX	80.00	15.00	3	
T100-NM107DB-M8X075	●	MF 8X0.75	0.75	8.00	6.00	40.00	6HX	80.00	15.00	3	

● = First choice ○ = Good choice



CoroTap™ 100 cutting tap with straight flutes

Thread form: Metric fin



THCHT	SUBSTRATE	COATING
E = 1.5-2xTP	HSS-E-PM	CVD DLC TaC

Imperial (inch)

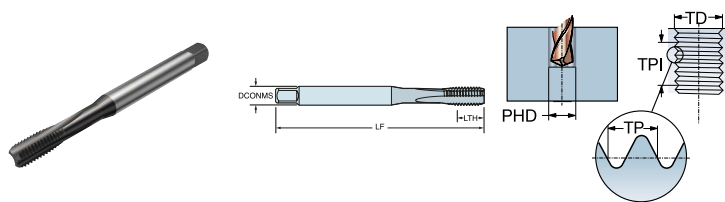
Ordering code	N/PR	TDZ	TP [inch]	TD [inch]	DCON _{MS} [inch]	LU [inch]	TCTR	LF [inch]	THL [inch]	NOF	N
T100-NM103DB-M3X035	●	MF 3x0.35	0.014	0.118	0.098	1.102	6HX	2.205	0.315	3	
T100-NM103DB-M4X050	●	MF 4X0.5	0.020	0.157	0.110	1.240	6HX	2.480	0.472	3	
T100-NM103DB-M5X050	●	MF 5X0.5	0.020	0.197	0.138	1.378	6HX	2.756	0.512	3	
T100-NM107DB-M10X100	●	MF 10x1	0.039	0.394	0.276	1.693	6HX	3.543	0.709	3	
T100-NM107DB-M10X125	●	MF 10x1.25	0.049	0.394	0.276	1.969	6HX	3.937	0.787	3	
T100-NM107DB-M12X100	●	MF 12x1	0.039	0.472	0.354	1.969	6HX	3.937	0.827	3	
T100-NM107DB-M12X125	●	MF 12x1.25	0.049	0.472	0.354	1.969	6HX	3.937	0.827	3	
T100-NM107DB-M12X150	●	MF 12x1.5	0.059	0.472	0.354	1.969	6HX	3.937	0.827	3	
T100-NM107DB-M14X100	●	MF 14x1	0.039	0.551	0.433	1.969	6HX	3.937	0.827	3	
T100-NM107DB-M14X125	●	MF 14x1.25	0.049	0.551	0.433	1.969	6HX	3.937	0.827	3	
T100-NM107DB-M14X150	●	MF 14x1.5	0.059	0.551	0.433	1.969	6HX	3.937	0.827	3	
T100-NM107DB-M16X150	●	MF 16x1.5	0.059	0.630	0.472	1.969	6HX	3.937	0.827	3	
T100-NM107DB-M6X075	●	MF 6X0.75	0.030	0.236	0.177	1.575	6HX	3.150	0.591	3	
T100-NM107DB-M8X075	●	MF 8X0.75	0.030	0.315	0.236	1.575	6HX	3.150	0.591	3	

● = First choice ○ = Good choice



CoroTap™ 100 cutting tap with straight flutes

Thread form: Metric



THCHT	SUBSTRATE	COATING
E = 1.5-2xTP	HSS-E-PM	CVD DLC TaC

Metric (mm)

N

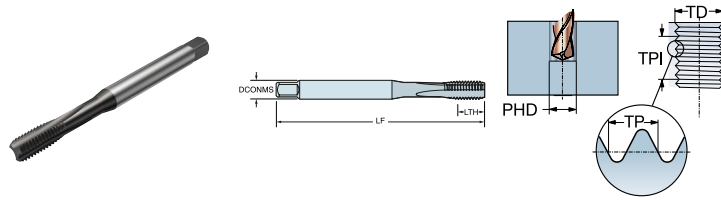
Ordering code	NIPR	TDZ	TP [mm]	TD [mm]	DCON _{MS} [mm]	LU [mm]	TCTR	LF [mm]	THL [mm]	NOF	PHD [mm]	BSG
T100-NM102AA-M3	●	M 3	0.50	3.00	3.58	18.00	6HX	56.00	9.00	3	2.50	DIN/ANSI
T100-NM102AA-M4	●	M 4	0.70	4.00	4.27	21.50	6HX	63.00	13.00	3	3.30	DIN/ANSI
T100-NM102AA-M5	●	M 5	0.80	5.00	4.93	28.00	6HX	70.00	14.00	3	4.20	DIN/ANSI
T100-NM106AA-M10	●	M 10	1.50	10.00	9.68	38.00	6HX	100.00	20.00	3	8.50	DIN/ANSI
T100-NM106AA-M6	●	M 6	1.00	6.00	6.48	26.00	6HX	80.00	15.00	3	5.00	DIN/ANSI
T100-NM106AA-M8	●	M 8	1.25	8.00	8.08	33.50	6HX	90.00	18.00	3	6.75	DIN/ANSI
T100-NM107AA-M12	●	M 12	1.75	12.00	9.32	55.00	6HX	110.00	23.00	3	10.25	DIN/ANSI
T100-NM107AA-M14	●	M 14	2.00	14.00	10.90	55.00	6HX	110.00	25.00	3	12.00	DIN/ANSI
T100-NM107AA-M16	●	M 16	2.00	16.00	12.19	55.00	6HX	110.00	25.00	3	14.00	DIN/ANSI

● = First choice ○ = Good choice



CoroTap™ 100 cutting tap with straight flutes

Thread form: Metric



THCHT	SUBSTRATE	COATING
E = 1.5-2xTP	HSS-E-PM	CVD DLC TaC

Imperial (inch)

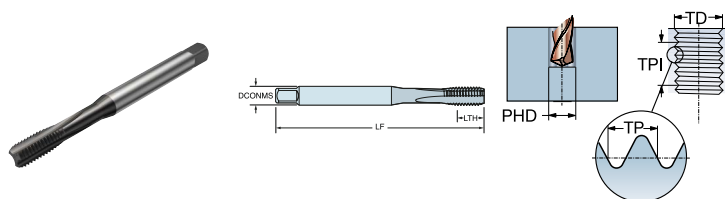
Ordering code	NIPR	TDZ	TP [inch]	TD [inch]	DCON _{MS} [inch]	LU [inch]	TCTR	LF [inch]	THL [inch]	NOF	PHD [inch]	BSG	N
T100-NM102AA-M3	●	M 3	0.020	0.118	0.141	0.709	6HX	2.205	0.354	3	0.098	DIN/ANSI	
T100-NM102AA-M4	●	M 4	0.028	0.157	0.168	0.846	6HX	2.480	0.512	3	0.130	DIN/ANSI	
T100-NM102AA-M5	●	M 5	0.031	0.197	0.194	1.102	6HX	2.756	0.551	3	0.165	DIN/ANSI	
T100-NM106AA-M10	●	M 10	0.059	0.394	0.381	1.496	6HX	3.937	0.787	3	0.335	DIN/ANSI	
T100-NM106AA-M6	●	M 6	0.039	0.236	0.255	1.024	6HX	3.150	0.591	3	0.197	DIN/ANSI	
T100-NM106AA-M8	●	M 8	0.049	0.315	0.318	1.319	6HX	3.543	0.709	3	0.266	DIN/ANSI	
T100-NM107AA-M12	●	M 12	0.069	0.472	0.367	2.165	6HX	4.331	0.906	3	0.404	DIN/ANSI	
T100-NM107AA-M14	●	M 14	0.079	0.551	0.429	2.165	6HX	4.331	0.984	3	0.472	DIN/ANSI	
T100-NM107AA-M16	●	M 16	0.079	0.630	0.480	2.165	6HX	4.331	0.984	3	0.551	DIN/ANSI	

● = First choice ○ = Good choice



CoroTap™ 100 cutting tap with straight flutes

Thread form: Metric fin



THCHT	SUBSTRATE	COATING
E = 1.5-2xTP	HSS-E-PM	CVD DLC TaC

Metric (mm)

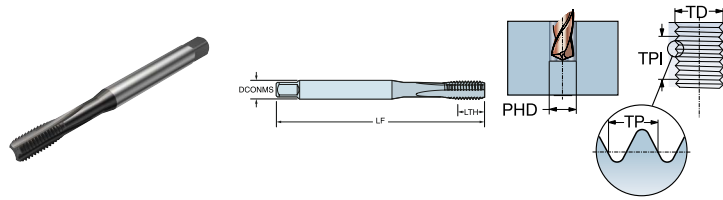
Ordering code	N	NIPR	TDZ	TP [mm]	TD [mm]	DCON _{MS} [mm]	LU [mm]	TCTR	LF [mm]	THL [mm]	NOF
T100-NM102AB-M3X035	●	MF 3x0.35	0.35	3.00	3.58	28.00	6HX	56.00	9.00	3	
T100-NM102AB-M4X050	●	MF 4X0.5	0.50	4.00	4.27	31.50	6HX	63.00	12.00	3	
T100-NM102AB-M5X050	●	MF 5X0.5	0.50	5.00	4.93	35.00	6HX	70.00	13.00	3	
T100-NM106AB-M10X100	●	MF 10x1	1.00	10.00	9.68	43.00	6HX	90.00	18.00	3	
T100-NM106AB-M10X125	●	MF 10x1.25	1.25	10.00	9.68	48.00	6HX	100.00	20.00	3	
T100-NM106AB-M6X075	●	MF 6X0.75	0.75	6.00	6.48	40.00	6HX	80.00	15.00	3	
T100-NM106AB-M8X075	●	MF 8X0.75	0.75	8.00	8.08	36.00	6HX	80.00	15.00	3	

● = First choice ○ = Good choice



CoroTap™ 100 cutting tap with straight flutes

Thread form: Metric fin



THCHT	SUBSTRATE	COATING
E = 1.5-2xTP	HSS-E-PM	CVD DLC TaC

Imperial (inch)

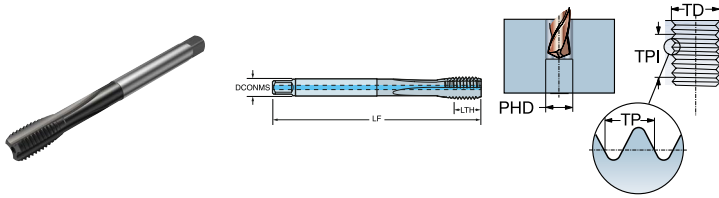
Ordering code	N									
	NIPR	TDZ	TP [inch]	TD [inch]	DCON _{MS} [inch]	LU [inch]	TCTR	LF [inch]	THL [inch]	NOF
T100-NM102AB-M3X035	●	MF 3x0.35	0.014	0.118	0.141	1.102	6HX	2.205	0.354	3
T100-NM102AB-M4X050	●	MF 4X0.5	0.020	0.157	0.168	1.240	6HX	2.480	0.472	3
T100-NM102AB-M5X050	●	MF 5X0.5	0.020	0.197	0.194	1.378	6HX	2.756	0.512	3
T100-NM106AB-M10X100	●	MF 10x1	0.039	0.394	0.381	1.693	6HX	3.543	0.709	3
T100-NM106AB-M10X125	●	MF 10x1.25	0.049	0.394	0.381	1.890	6HX	3.937	0.787	3
T100-NM106AB-M6X075	●	MF 6X0.75	0.030	0.236	0.255	1.575	6HX	3.150	0.591	3
T100-NM106AB-M8X075	●	MF 8X0.75	0.030	0.315	0.318	1.417	6HX	3.150	0.591	3

● = First choice ○ = Good choice



CoroTap™ 100 cutting tap with straight flutes

Thread form: Metric fin



THCHT	SUBSTRATE	COATING
E = 1.5-2xTP	HSS-E-PM	CVD DLC TaC

Metric (mm)

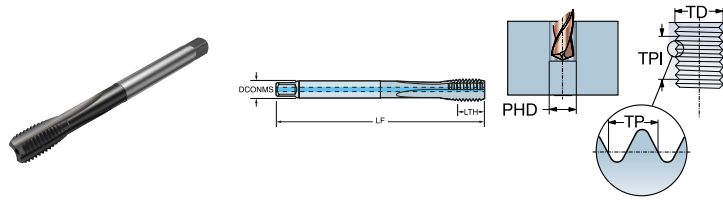
Ordering code	NIPR	TDZ	TP [mm]	TD [mm]	DCON _{MS} [mm]	LU [mm]	TCTR	LF [mm]	THL [mm]	NOF	N
T100-NM107AB-M12X100	●	MF 12x1	1.00	12.00	9.32	50.00	6HX	100.00	21.00	3	
T100-NM107AB-M12X125	●	MF 12x1.25	1.25	12.00	9.32	50.00	6HX	100.00	21.00	3	
T100-NM107AB-M12X150	●	MF 12x1.5	1.50	12.00	9.32	50.00	6HX	100.00	21.00	3	
T100-NM107AB-M14X100	●	MF 14x1	1.00	14.00	10.90	50.00	6HX	100.00	21.00	3	
T100-NM107AB-M14X125	●	MF 14x1.25	1.25	14.00	10.90	50.00	6HX	100.00	21.00	3	
T100-NM107AB-M14X150	●	MF 14x1.5	1.50	14.00	10.90	50.00	6HX	100.00	21.00	3	
T100-NM107AB-M16X150	●	MF 16x1.5	1.50	16.00	12.19	50.00	6HX	100.00	21.00	3	

● = First choice ○ = Good choice



CoroTap™ 100 cutting tap with straight flutes

Thread form: Metric fin



THCHT	SUBSTRATE	COATING
E = 1.5-2xTP	HSS-E-PM	CVD DLC TaC

Imperial (inch)

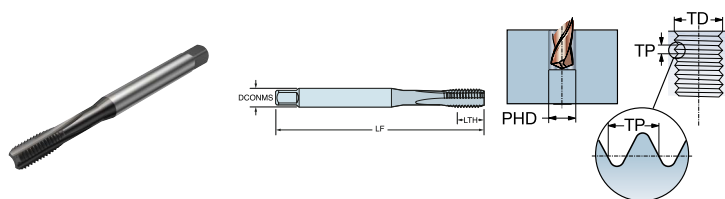
Ordering code	N									
	NIPR	TDZ	TP [inch]	TD [inch]	DCON _{MS} [inch]	LU [inch]	TCTR	LF [inch]	THL [inch]	NOF
T100-NM107AB-M12X100	●	MF 12x1	0.039	0.472	0.367	1.969	6HX	3.937	0.827	3
T100-NM107AB-M12X125	●	MF 12x1.25	0.049	0.472	0.367	1.969	6HX	3.937	0.827	3
T100-NM107AB-M12X150	●	MF 12x1.5	0.059	0.472	0.367	1.969	6HX	3.937	0.827	3
T100-NM107AB-M14X100	●	MF 14x1	0.039	0.551	0.429	1.969	6HX	3.937	0.827	3
T100-NM107AB-M14X125	●	MF 14x1.25	0.049	0.551	0.429	1.969	6HX	3.937	0.827	3
T100-NM107AB-M14X150	●	MF 14x1.5	0.059	0.551	0.429	1.969	6HX	3.937	0.827	3
T100-NM107AB-M16X150	●	MF 16x1.5	0.059	0.630	0.480	1.969	6HX	3.937	0.827	3

● = First choice ○ = Good choice



CoroTap™ 100 cutting tap with straight flutes

Thread form: Metric



THCHT	SUBSTRATE	COATING
E = 1.5-2xTP	HSS-E-PM	CVD DLC TaC

Metric (mm)

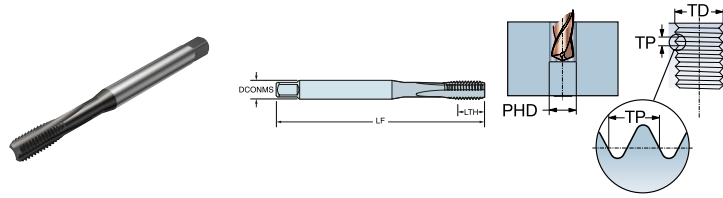
Ordering code	NIPR	TDZ	TP [mm]	TD [mm]	DCON _{MS} [mm]	LU [mm]	TCTR	LF [mm]	THL [mm]	NOF	PHD [mm]	BSG	N
T100-NM102JA-M3	●	M 3	0.50	3.00	4.00	18.00	6HX	46.00	10.00	3	2.50	JISB4430	
T100-NM102JA-M4	●	M 4	0.70	4.00	5.00	21.00	6HX	52.00	12.00	3	3.30	JISB4430	
T100-NM102JA-M5	●	M 5	0.80	5.00	5.50	25.00	6HX	60.00	13.00	3	4.20	JISB4430	
T100-NM106JA-M6	●	M 6	1.00	6.00	6.00	30.00	6HX	62.00	15.00	3	5.00	JISB4430	
T100-NM107JA-M10	●	M 10	1.50	10.00	7.00	39.00	6HX	75.00	20.00	3	8.50	JISB4430	
T100-NM107JA-M12	●	M 12	1.75	12.00	8.50	41.00	6HX	82.00	23.00	3	10.25	JISB4430	
T100-NM107JA-M14	●	M 14	2.00	14.00	10.50	44.00	6HX	88.00	25.00	3	12.00	JISB4430	
T100-NM107JA-M16	●	M 16	2.00	16.00	12.50	47.50	6HX	95.00	25.00	3	14.00	JISB4430	
T100-NM107JA-M8	●	M 8	1.25	8.00	6.20	35.00	6HX	70.00	18.00	3	6.75	JISB4430	

● = First choice ○ = Good choice



CoroTap™ 100 cutting tap with straight flutes

Thread form: Metric



THCHT	SUBSTRATE	COATING
E = 1.5-2xTP	HSS-E-PM	CVD DLC TaC

Imperial (inch)

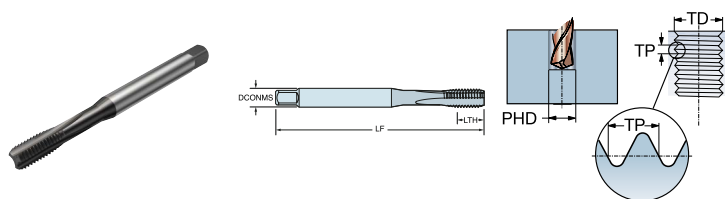
Ordering code	NIPR	TDZ	TP [inch]	TD [inch]	DCON _{MS} [inch]	LU [inch]	TCTR	LF [inch]	THL [inch]	NOF	PHD [inch]	BSG	N
T100-NM102JA-M3	●	M 3	0.020	0.118	0.157	0.709	6HX	1.811	0.394	3	0.098	JISB4430	
T100-NM102JA-M4	●	M 4	0.028	0.157	0.197	0.827	6HX	2.047	0.472	3	0.130	JISB4430	
T100-NM102JA-M5	●	M 5	0.031	0.197	0.217	0.984	6HX	2.362	0.512	3	0.165	JISB4430	
T100-NM106JA-M6	●	M 6	0.039	0.236	0.236	1.181	6HX	2.441	0.591	3	0.197	JISB4430	
T100-NM107JA-M10	●	M 10	0.059	0.394	0.276	1.535	6HX	2.953	0.787	3	0.335	JISB4430	
T100-NM107JA-M12	●	M 12	0.069	0.472	0.335	1.614	6HX	3.228	0.906	3	0.404	JISB4430	
T100-NM107JA-M14	●	M 14	0.079	0.551	0.413	1.732	6HX	3.465	0.984	3	0.472	JISB4430	
T100-NM107JA-M16	●	M 16	0.079	0.630	0.492	1.870	6HX	3.740	0.984	3	0.551	JISB4430	
T100-NM107JA-M8	●	M 8	0.049	0.315	0.244	1.378	6HX	2.756	0.709	3	0.266	JISB4430	

● = First choice ○ = Good choice



CoroTap™ 100 cutting tap with straight flutes

Thread form: Metric fin



THCHT	SUBSTRATE	COATING
E = 1.5-2xTP	HSS-E-PM	CVD DLC TaC

Metric (mm)

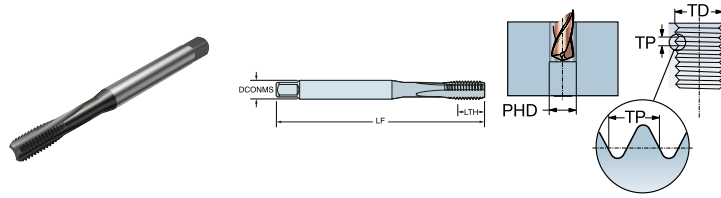
Ordering code	NIPR	TDZ	TP [mm]	TD [mm]	DCON _{MS} [mm]	LU [mm]	TCTR	LF [mm]	THL [mm]	NOF	PHD [mm]	BSG	N
T100-NM102JB-M3X035	●	MF 3x0.35	0.35	3.00	4.00	18.00	6HX	46.00	8.00	3	2.65	JISB4436	
T100-NM102JB-M4X050	●	MF 4X0.5	0.50	4.00	5.00	21.00	6HX	52.00	12.00	3	3.50	JISB4436	
T100-NM102JB-M5X050	●	MF 5X0.5	0.50	5.00	5.50	25.00	6HX	52.00	13.00	3	4.50	JISB4436	

● = First choice ○ = Good choice



CoroTap™ 100 cutting tap with straight flutes

Thread form: Metric fin



THCHT	SUBSTRATE	COATING
E = 1.5-2xTP	HSS-E-PM	CVD DLC TaC

Imperial (inch)

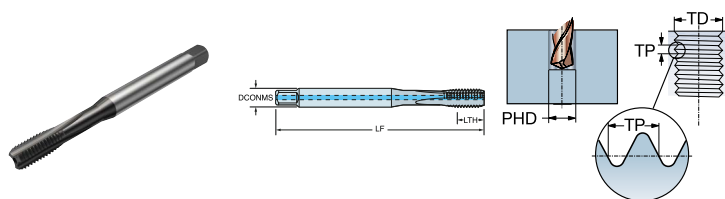
Ordering code	N	N/PR	TDZ	TP [inch]	TD [inch]	DCON _{MS} [inch]	LU [inch]	TCTR	LF [inch]	THL [inch]	NOF	PHD [inch]	BSG
T100-NM102JB-M3X035	●	MF 3x0.35	0.014	0.118	0.157	0.709	6HX	1.811	0.315	3	0.104	JISB4436	
T100-NM102JB-M4X050	●	MF 4X0.5	0.020	0.157	0.197	0.827	6HX	2.047	0.472	3	0.138	JISB4436	
T100-NM102JB-M5X050	●	MF 5X0.5	0.020	0.197	0.217	0.984	6HX	2.047	0.512	3	0.177	JISB4436	

● = First choice ○ = Good choice



CoroTap™ 100 cutting tap with straight flutes

Thread form: Metric fin



THCHT	SUBSTRATE	COATING
E = 1.5-2xTP	HSS-E-PM	CVD DLC TaC

Metric (mm)

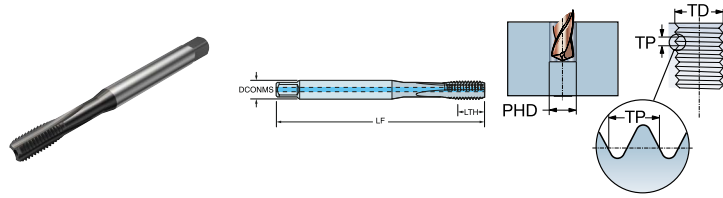
Ordering code	N									
	NLPR	TDZ	TP [mm]	TD [mm]	DCON _{MS} [mm]	LU [mm]	TCTR	LF [mm]	THL [mm]	NOF
T100-NM106JB-M6X075	●	MF 6X0.75	0.75	6.00	6.00	31.00	6HX	62.00	15.00	3
T100-NM107JB-M10X100	●	MF 10x1	1.00	10.00	7.00	43.00	6HX	70.00	18.00	3
T100-NM107JB-M10X125	●	MF 10x1.25	1.25	10.00	7.00	48.00	6HX	75.00	20.00	3
T100-NM107JB-M12X100	●	MF 12x1	1.00	12.00	8.50	50.00	6HX	70.00	21.00	3
T100-NM107JB-M12X125	●	MF 12x1.25	1.25	12.00	8.50	50.00	6HX	80.00	21.00	3
T100-NM107JB-M12X150	●	MF 12x1.5	1.50	12.00	8.50	50.00	6HX	82.00	21.00	3
T100-NM107JB-M14X100	●	MF 14x1	1.00	14.00	10.50	50.00	6HX	70.00	21.00	3
T100-NM107JB-M14X125	●	MF 14x1.25	1.25	14.00	10.50	50.00	6HX	88.00	21.00	3
T100-NM107JB-M14X150	●	MF 14x1.5	1.50	14.00	10.50	50.00	6HX	88.00	21.00	3
T100-NM107JB-M16X150	●	MF 16x1.5	1.50	16.00	12.50	50.00	6HX	95.00	21.00	3
T100-NM107JB-M8X075	●	MF 8X0.75	0.75	8.00	6.20	35.00	6HX	62.00	15.00	3

● = First choice ○ = Good choice



CoroTap™ 100 cutting tap with straight flutes

Thread form: Metric fin



THCHT	SUBSTRATE	COATING
E = 1.5-2xTP	HSS-E-PM	CVD DLC TaC

Imperial (inch)

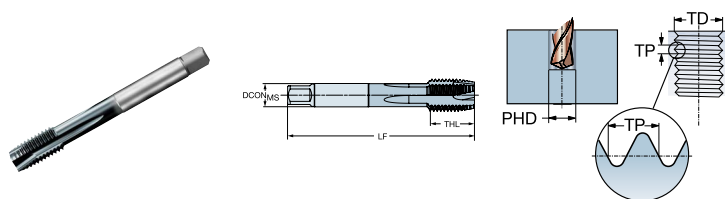
Ordering code	N/PR	TDZ	TP [inch]	TD [inch]	DCON _{MS} [inch]	LU [inch]	TCTR	LF [inch]	THL [inch]	NOF	N
T100-NM106JB-M6X075	●	MF 6X0.75	0.030	0.236	0.236	1.220	6HX	2.441	0.591	3	
T100-NM107JB-M10X100	●	MF 10x1	0.039	0.394	0.276	1.693	6HX	2.756	0.709	3	
T100-NM107JB-M10X125	●	MF 10x1.25	0.049	0.394	0.276	1.890	6HX	2.953	0.787	3	
T100-NM107JB-M12X100	●	MF 12x1	0.039	0.472	0.335	1.969	6HX	2.756	0.827	3	
T100-NM107JB-M12X125	●	MF 12x1.25	0.049	0.472	0.335	1.969	6HX	3.150	0.827	3	
T100-NM107JB-M12X150	●	MF 12x1.5	0.059	0.472	0.335	1.969	6HX	3.228	0.827	3	
T100-NM107JB-M14X100	●	MF 14x1	0.039	0.551	0.413	1.969	6HX	2.756	0.827	3	
T100-NM107JB-M14X125	●	MF 14x1.25	0.049	0.551	0.413	1.969	6HX	3.465	0.827	3	
T100-NM107JB-M14X150	●	MF 14x1.5	0.059	0.551	0.413	1.969	6HX	3.465	0.827	3	
T100-NM107JB-M16X150	●	MF 16x1.5	0.059	0.630	0.492	1.969	6HX	3.740	0.827	3	
T100-NM107JB-M8X075	●	MF 8X0.75	0.030	0.315	0.244	1.378	6HX	2.441	0.591	3	

● = First choice ○ = Good choice



CoroTap™ 200 cutting tap with spiral point

Thread form: Metric



Metric (mm)

THCHT	SUBSTRATE	COATING
B = 3.5-5xTP Gunnose	HSS-E-PM	PVD TiAlN

		P										
Ordering code	D110	TDZ	TD [mm]	DCON _{MS} [mm]	LU [mm]	TCTR	LF [mm]	THL [mm]	NOF	PHD [mm]	BSG	
NEW T200-PD101DA-M24	● M 24	24.00	18.00	91.00	6HX	160.00	38.00	4	21.00	DIN376		

Imperial (inch)

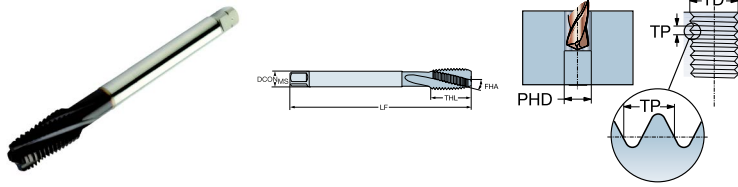
THCHT	SUBSTRATE	COATING
B = 3.5-5xTP Gunnose	HSS-E-PM	PVD TiAlN

		P										
Ordering code	D110	TDZ	TD [inch]	DCON _{MS} [inch]	LU [inch]	TCTR	LF [inch]	THL [inch]	NOF	PHD [inch]	BSG	
NEW T200-PD101DA-M24	● M 24	0.945	0.709	3.583	6HX	6.299	1.496	4	0.827	DIN376		



CoroTap™ 300 cutting tap with spiral flutes

Thread form: Metric



THCHT	SUBSTRATE	COATING
C = 2-3xTP	HSS-E-PM	PVD TiAlN

Metric (mm)

Ordering code	P										
	D110	TDZ	TD [mm]	DCON _{MS} [mm]	LU [mm]	TCTR	LF [mm]	THL [mm]	NOF	PHD [mm]	BSG
NEW T300-PD101DA-M24	● M 24		24.00	18.00	91.00	6HX	160.00	30.00	4	21.00	DIN376

THCHT	SUBSTRATE	COATING
C = 2-3xTP	HSS-E-PM	PVD TiAlN

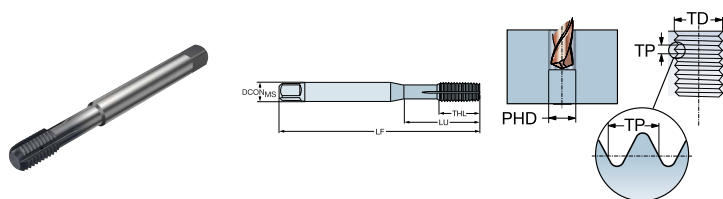
Imperial (inch)

Ordering code	P										
	D110	TDZ	TD [inch]	DCON _{MS} [inch]	LU [inch]	TCTR	LF [inch]	THL [inch]	NOF	PHD [inch]	BSG
NEW T300-PD101DA-M24	● M 24		0.945	0.709	3.583	6HX	6.299	1.181	4	0.827	DIN376



CoroTap™ 400 forming tap

Thread form: Metric



THCHT	COATING
C = 2-3xTP	PVD AlCrN

Metric (mm)

N

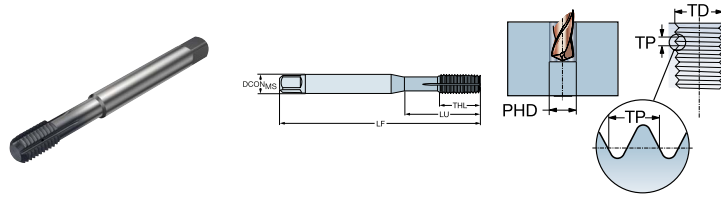
Ordering code	NIBC	NIPC	TDZ	TP [mm]	TD [mm]	DCON _{MS} [mm]	LU [mm]	TCTR	LF [mm]	THL [mm]	NOF	PHD [mm]	BSG	SUBSTRATE
T400-NM100DA-M10	●		M 10	1.50	10.00	10.00	39.00	6HX	100.00	15.00	6	9.35	DIN 2174 (371)	HSS-E-PM
T400-NM100DA-M2	●		M 2	0.40	2.00	2.80	11.00	6HX	45.00	4.00	3	1.85	DIN 2174 (371)	HSS-E-PM
T400-NM100DA-M2.5	●		M 2.5	0.45	2.50	2.80	14.00	6HX	50.00	4.50	4	2.30	DIN 2174 (371)	HSS-E-PM
T400-NM100DA-M3	●		M 3	0.50	3.00	3.50	18.00	6HX	56.00	6.00	4	2.80	DIN 2174 (371)	HC
T400-NM100DA-M3	●		M 3	0.50	3.00	3.50	17.00	6HX	56.00	5.00	4	2.80	DIN 2174 (371)	HSS-E-PM
T400-NM100DA-M3.5	●		M 3.5	0.60	3.50	4.00	19.00	6HX	56.00	6.00	4	3.25	DIN 2174 (371)	HSS-E-PM
T400-NM100DA-M4	●		M 4	0.70	4.00	4.50	21.00	6HX	63.00	7.50	5	3.70	DIN 2174 (371)	HC
T400-NM100DA-M4	●		M 4	0.70	4.00	4.50	21.00	6HX	63.00	7.00	5	3.70	DIN 2174 (371)	HSS-E-PM
T400-NM100DA-M5	●		M 5	0.80	5.00	6.00	25.00	6HX	70.00	8.00	5	4.65	DIN 2174 (371)	HSS-E-PM
T400-NM100DA-M6	●		M 6	1.00	6.00	6.00	29.00	6HX	80.00	10.00	5	5.60	DIN 2174 (371)	HSS-E-PM
T400-NM100DA-M7	●		M 7	1.00	7.00	7.00	29.00	6HX	80.00	10.00	5	6.60	DIN 2174 (371)	HSS-E-PM
T400-NM100DA-M8	●		M 8	1.25	8.00	8.00	35.00	6HX	90.00	13.00	5	7.45	DIN 2174 (371)	HSS-E-PM
T400-NM101DA-M12	●		M 12	1.75	12.00	9.00	44.00	6HX	110.00	18.00	8	11.25	DIN 2174 (376)	HSS-E-PM
T400-NM101DA-M14	●		M 14	2.00	14.00	11.00	45.00	6HX	110.00	20.00	8	13.10	DIN 2174 (376)	HSS-E-PM
T400-NM101DA-M16	●		M 16	2.00	16.00	12.00	45.00	6HX	110.00	20.00	8	15.10	DIN 2174 (376)	HSS-E-PM
T400-NM101DA-M20	●		M 20	2.50	20.00	16.00	53.00	6HX	140.00	25.00	8	18.90	DIN 2174 (376)	HSS-E-PM

● = First choice ○ = Good choice



CoroTap™ 400 forming tap

Thread form: Metric



THCHT	COATING
C = 2-3xTP	PVD AlCrN

Imperial (inch)

N

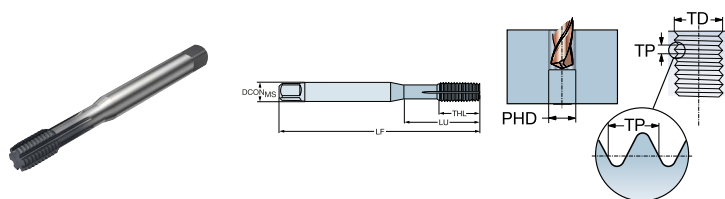
Ordering code	NIBC	NIPC	TDZ	TP [inch]	TD [inch]	DCON _{MS} [inch]	LU [inch]	TCTR	LF [inch]	THL [inch]	NOF	PHD [inch]	BSG	SUBSTRATE
T400-NM100DA-M10	●	M 10	0.059	0.394	0.394	1.535	6HX	3.937	0.591	6	0.368	DIN 2174 (371)	HSS-E-PM	
T400-NM100DA-M2	●	M 2	0.016	0.079	0.110	0.433	6HX	1.772	0.157	3	0.073	DIN 2174 (371)	HSS-E-PM	
T400-NM100DA-M2.5	●	M 2.5	0.018	0.098	0.110	0.551	6HX	1.969	0.177	4	0.091	DIN 2174 (371)	HSS-E-PM	
T400-NM100DA-M3	●	M 3	0.020	0.118	0.138	0.709	6HX	2.205	0.236	4	0.110	DIN 2174 (371)	HC	
T400-NM100DA-M3	●	M 3	0.020	0.118	0.138	0.669	6HX	2.205	0.197	4	0.110	DIN 2174 (371)	HSS-E-PM	
T400-NM100DA-M3.5	●	M 3.5	0.024	0.138	0.157	0.748	6HX	2.205	0.236	4	0.128	DIN 2174 (371)	HSS-E-PM	
T400-NM100DA-M4	●	M 4	0.028	0.157	0.177	0.827	6HX	2.480	0.295	5	0.146	DIN 2174 (371)	HC	
T400-NM100DA-M4	●	M 4	0.028	0.157	0.177	0.827	6HX	2.480	0.276	5	0.146	DIN 2174 (371)	HSS-E-PM	
T400-NM100DA-M5	●	M 5	0.031	0.197	0.236	0.984	6HX	2.756	0.315	5	0.183	DIN 2174 (371)	HSS-E-PM	
T400-NM100DA-M6	●	M 6	0.039	0.236	0.236	1.142	6HX	3.150	0.394	5	0.220	DIN 2174 (371)	HSS-E-PM	
T400-NM100DA-M7	●	M 7	0.039	0.276	0.276	1.142	6HX	3.150	0.394	5	0.260	DIN 2174 (371)	HSS-E-PM	
T400-NM100DA-M8	●	M 8	0.049	0.315	0.315	1.378	6HX	3.543	0.512	5	0.293	DIN 2174 (371)	HSS-E-PM	
T400-NM101DA-M12	●	M 12	0.069	0.472	0.354	1.732	6HX	4.331	0.709	8	0.443	DIN 2174 (376)	HSS-E-PM	
T400-NM101DA-M14	●	M 14	0.079	0.551	0.433	1.772	6HX	4.331	0.787	8	0.516	DIN 2174 (376)	HSS-E-PM	
T400-NM101DA-M16	●	M 16	0.079	0.630	0.472	1.772	6HX	4.331	0.787	8	0.594	DIN 2174 (376)	HSS-E-PM	
T400-NM101DA-M20	●	M 20	0.098	0.787	0.630	2.087	6HX	5.512	0.984	8	0.744	DIN 2174 (376)	HSS-E-PM	

● = First choice ○ = Good choice



CoroTap™ 400 forming tap

Thread form: Metric



THCHT	COATING
E = 1.5-2xTP	PVD AlCrN

Metric (mm)

N

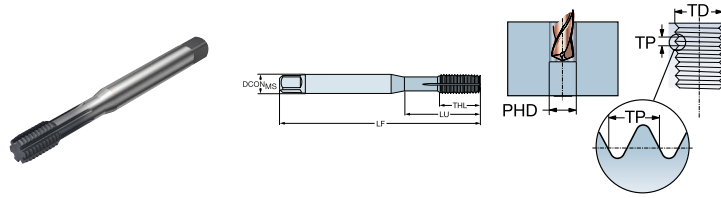
Ordering code	NIBC	NIPC	TDZ	TP [mm]	TD [mm]	DCON _{MS} [mm]	LU [mm]	TCTR	LF [mm]	THL [mm]	NOF	PHD [mm]	BSG	SUBSTRATE
T400-NM102DA-M10	●		M 10	1.50	10.00	10.00	39.00	6HX	100.00	15.00	6	9.35	DIN 2174 (371)	HSS-E-PM
T400-NM102DA-M2	●		M 2	0.40	2.00	2.80	11.00	6HX	45.00	4.00	3	1.85	DIN 2174 (371)	HSS-E-PM
T400-NM102DA-M2.5	●		M 2.5	0.45	2.50	2.80	14.00	6HX	50.00	4.50	4	2.30	DIN 2174 (371)	HSS-E-PM
T400-NM102DA-M3	●		M 3	0.50	3.00	3.50	18.00	6HX	56.00	6.00	4	2.80	DIN 2174 (371)	HC
T400-NM102DA-M3	○		M 3	0.50	3.00	3.50	17.00	6HX	56.00	5.00	4	2.80	DIN 2174 (371)	HSS-E-PM
T400-NM102DA-M3.5	●		M 3.5	0.60	3.50	4.00	19.00	6HX	56.00	6.00	4	3.25	DIN 2174 (371)	HSS-E-PM
T400-NM102DA-M4	●		M 4	0.70	4.00	4.50	21.00	6HX	63.00	7.50	5	3.70	DIN 2174 (371)	HC
T400-NM102DA-M4	○		M 4	0.70	4.00	4.50	21.00	6HX	63.00	7.00	5	3.70	DIN 2174 (371)	HSS-E-PM
T400-NM102DA-M5	●		M 5	0.80	5.00	6.00	25.00	6HX	70.00	8.00	5	4.65	DIN 2174 (371)	HSS-E-PM
T400-NM102DA-M6	●		M 6	1.00	6.00	6.00	29.00	6HX	80.00	10.00	5	5.60	DIN 2174 (371)	HSS-E-PM
T400-NM102DA-M8	●		M 8	1.25	8.00	8.00	35.00	6HX	90.00	13.00	5	7.45	DIN 2174 (371)	HSS-E-PM
T400-NM103DA-M12	●		M 12	1.75	12.00	9.00	44.00	6HX	110.00	18.00	8	11.25	DIN 2174 (376)	HSS-E-PM
T400-NM103DA-M14	●		M 14	2.00	14.00	11.00	45.00	6HX	110.00	20.00	8	13.10	DIN 2174 (376)	HSS-E-PM
T400-NM103DA-M16	●		M 16	2.00	16.00	12.00	45.00	6HX	110.00	20.00	8	15.10	DIN 2174 (376)	HSS-E-PM
T400-NM103DA-M20	●		M 20	2.50	20.00	16.00	53.00	6HX	140.00	25.00	8	18.90	DIN 2174 (376)	HSS-E-PM

● = First choice ○ = Good choice



CoroTap™ 400 forming tap

Thread form: Metric



THCHT	COATING
E = 1.5-2xTP	PVD AlCrN

Imperial (inch)

N

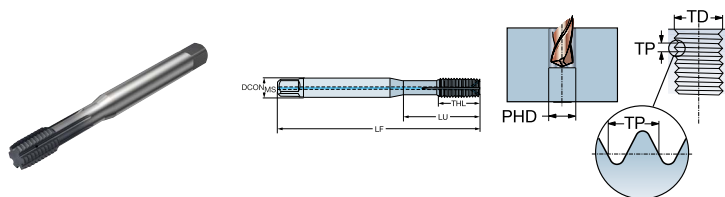
Ordering code	NIBC	NIPC	TDZ	TP [inch]	TD [inch]	DCON _{MS} [inch]	LU [inch]	TCTR	LF [inch]	THL [inch]	NOF	PHD [inch]	BSG	SUBSTRATE
T400-NM102DA-M10	●		M 10	0.059	0.394	0.394	1.535	6HX	3.937	0.591	6	0.368	DIN 2174 (371)	HSS-E-PM
T400-NM102DA-M2	●		M 2	0.016	0.079	0.110	0.433	6HX	1.772	0.157	3	0.073	DIN 2174 (371)	HSS-E-PM
T400-NM102DA-M2.5	●		M 2.5	0.018	0.098	0.110	0.551	6HX	1.969	0.177	4	0.091	DIN 2174 (371)	HSS-E-PM
T400-NM102DA-M3	●		M 3	0.020	0.118	0.138	0.709	6HX	2.205	0.236	4	0.110	DIN 2174 (371)	HC
T400-NM102DA-M3	●		M 3	0.020	0.118	0.138	0.669	6HX	2.205	0.197	4	0.110	DIN 2174 (371)	HSS-E-PM
T400-NM102DA-M3.5	●		M 3.5	0.024	0.138	0.157	0.748	6HX	2.205	0.236	4	0.128	DIN 2174 (371)	HSS-E-PM
T400-NM102DA-M4	●		M 4	0.028	0.157	0.177	0.827	6HX	2.480	0.295	5	0.146	DIN 2174 (371)	HC
T400-NM102DA-M4	●		M 4	0.028	0.157	0.177	0.827	6HX	2.480	0.276	5	0.146	DIN 2174 (371)	HSS-E-PM
T400-NM102DA-M5	●		M 5	0.031	0.197	0.236	0.984	6HX	2.756	0.315	5	0.183	DIN 2174 (371)	HSS-E-PM
T400-NM102DA-M6	●		M 6	0.039	0.236	0.236	1.142	6HX	3.150	0.394	5	0.220	DIN 2174 (371)	HSS-E-PM
T400-NM102DA-M8	●		M 8	0.049	0.315	0.315	1.378	6HX	3.543	0.512	5	0.293	DIN 2174 (371)	HSS-E-PM
T400-NM103DA-M12	●		M 12	0.069	0.472	0.354	1.732	6HX	4.331	0.709	8	0.443	DIN 2174 (376)	HSS-E-PM
T400-NM103DA-M14	●		M 14	0.079	0.551	0.433	1.772	6HX	4.331	0.787	8	0.516	DIN 2174 (376)	HSS-E-PM
T400-NM103DA-M16	●		M 16	0.079	0.630	0.472	1.772	6HX	4.331	0.787	8	0.594	DIN 2174 (376)	HSS-E-PM
T400-NM103DA-M20	●		M 20	0.098	0.787	0.630	2.087	6HX	5.512	0.984	8	0.744	DIN 2174 (376)	HSS-E-PM

● = First choice ○ = Good choice



CoroTap™ 400 forming tap

Thread form: Metric



THCHT	COATING
C = 2-3xTP	PVD AlCrN

Metric (mm)

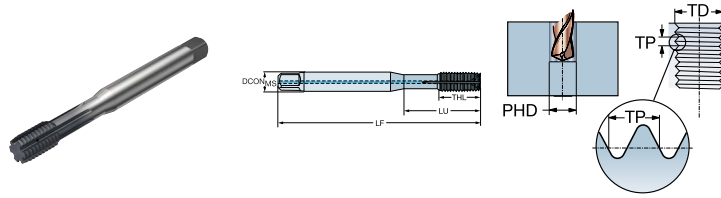
N

Ordering code	NIBC	NIPC	TDZ	TP [mm]	TD [mm]	DCON _{MS} [mm]	LU [mm]	TCTR	LF [mm]	THL [mm]	NOF	PHD [mm]	BSG	SUBSTRATE
T400-NM108DA-M10	●		M 10	1.50	10.00	10.00	39.00	6HX	100.00	16.00	5	9.35	DIN 2174 (371)	HC
T400-NM108DA-M5	●		M 5	0.80	5.00	6.00	25.00	6HX	70.00	8.50	5	4.65	DIN 2174 (371)	HC
T400-NM108DA-M5		●	M 5	0.80	5.00	6.00	25.00	6HX	70.00	8.00	5	4.65	DIN 2174 (371)	HSS-E-PM
T400-NM108DA-M6	●		M 6	1.00	6.00	6.00	30.00	6HX	80.00	11.00	5	5.60	DIN 2174 (371)	HC
T400-NM108DA-M6		●	M 6	1.00	6.00	6.00	29.00	6HX	80.00	10.00	5	5.60	DIN 2174 (371)	HSS-E-PM
T400-NM108DA-M8	●		M 8	1.25	8.00	8.00	35.00	6HX	90.00	14.00	5	7.45	DIN 2174 (371)	HC
T400-NM108DA-M8		●	M 8	1.25	8.00	8.00	35.00	6HX	90.00	13.00	5	7.45	DIN 2174 (371)	HSS-E-PM
T400-NM109DA-M10	●		M 10	1.50	10.00	10.00	36.00	6HX	100.00	15.00	6	9.35	DIN 2174 (371)	HSS-E-PM
T400-NM109DA-M12	●		M 12	1.75	12.00	9.00	44.00	6HX	110.00	18.00	8	11.25	DIN 2174 (376)	HSS-E-PM
T400-NM109DA-M14	●		M 14	2.00	14.00	11.00	45.00	6HX	110.00	20.00	8	13.10	DIN 2174 (376)	HSS-E-PM
T400-NM109DA-M16	●		M 16	2.00	16.00	12.00	45.00	6HX	110.00	20.00	8	15.10	DIN 2174 (376)	HSS-E-PM
T400-NM109DA-M20	●		M 20	2.50	20.00	16.00	53.00	6HX	140.00	25.00	8	18.90	DIN 2174 (376)	HSS-E-PM
T400-NM109DA-M24	●		M 24	3.00	24.00	18.00	65.00	6HX	140.00	30.00	8	22.70	DIN 2174 (376)	HSS-E-PM
T400-NM109DA-M27	●		M 27	3.00	27.00	20.00	73.00	6HX	160.00	30.00	8	25.70	DIN 2174 (376)	HSS-E-PM
T400-NM109DA-M30	●		M 30	3.50	30.00	22.00	80.00	6HX	180.00	35.00	8	28.45	DIN 2174 (376)	HSS-E-PM

● = First choice ○ = Good choice

CoroTap™ 400 forming tap

Thread form: Metric



THCHT	COATING
C = 2-3xTP	PVD AlCrN

Imperial (inch)

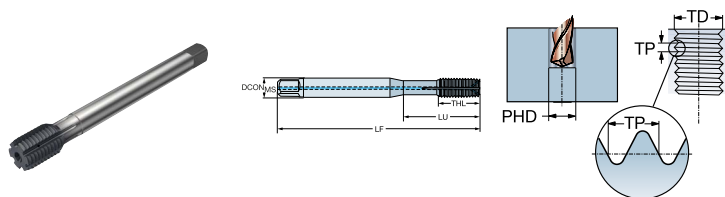
Ordering code	N		TDZ	TP [inch]	TD [inch]	DCON _{MS} [inch]	LU [inch]	TCTR	LF [inch]	THL [inch]	NOF	PHD [inch]	BSG	SUBSTRATE
	NIBC	NIPC												
T400-NM108DA-M10	●		M 10	0.059	0.394	0.394	1.535	6HX	3.937	0.630	5	0.368	DIN 2174 (371)	HC
T400-NM108DA-M5	●		M 5	0.031	0.197	0.236	0.984	6HX	2.756	0.335	5	0.183	DIN 2174 (371)	HC
T400-NM108DA-M5		●	M 5	0.031	0.197	0.236	0.984	6HX	2.756	0.315	5	0.183	DIN 2174 (371)	HSS-E-PM
T400-NM108DA-M6	●		M 6	0.039	0.236	0.236	1.181	6HX	3.150	0.433	5	0.220	DIN 2174 (371)	HC
T400-NM108DA-M6		●	M 6	0.039	0.236	0.236	1.142	6HX	3.150	0.394	5	0.220	DIN 2174 (371)	HSS-E-PM
T400-NM108DA-M8	●		M 8	0.049	0.315	0.315	1.378	6HX	3.543	0.551	5	0.293	DIN 2174 (371)	HC
T400-NM108DA-M8		●	M 8	0.049	0.315	0.315	1.378	6HX	3.543	0.512	5	0.293	DIN 2174 (371)	HSS-E-PM
T400-NM109DA-M10	●		M 10	0.059	0.394	0.394	1.417	6HX	3.937	0.591	6	0.368	DIN 2174 (371)	HSS-E-PM
T400-NM109DA-M12	●		M 12	0.069	0.472	0.354	1.732	6HX	4.331	0.709	8	0.443	DIN 2174 (376)	HSS-E-PM
T400-NM109DA-M14	●		M 14	0.079	0.551	0.433	1.772	6HX	4.331	0.787	8	0.516	DIN 2174 (376)	HSS-E-PM
T400-NM109DA-M16	●		M 16	0.079	0.630	0.472	1.772	6HX	4.331	0.787	8	0.594	DIN 2174 (376)	HSS-E-PM
T400-NM109DA-M20	●		M 20	0.098	0.787	0.630	2.087	6HX	5.512	0.984	8	0.744	DIN 2174 (376)	HSS-E-PM
T400-NM109DA-M24	●		M 24	0.118	0.945	0.709	2.559	6HX	5.512	1.181	8	0.894	DIN 2174 (376)	HSS-E-PM
T400-NM109DA-M27	●		M 27	0.118	1.063	0.787	2.874	6HX	6.299	1.181	8	1.012	DIN 2174 (376)	HSS-E-PM
T400-NM109DA-M30	●		M 30	0.138	1.181	0.866	3.150	6HX	7.087	1.378	8	1.120	DIN 2174 (376)	HSS-E-PM

● = First choice ○ = Good choice



CoroTap™ 400 forming tap

Thread form: Metric



THCHT	COATING
E = 1.5-2xTP	PVD AlCrN

Metric (mm)

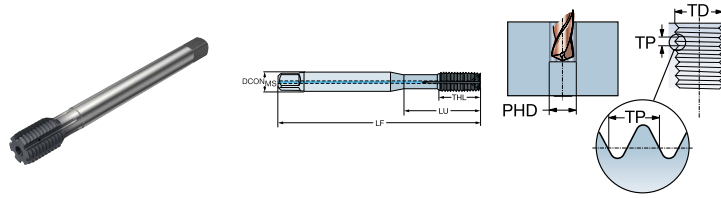
N

Ordering code	NIBC	NIPC	TDZ	TP [mm]	TD [mm]	DCON _{MS} [mm]	LU [mm]	TCTR	LF [mm]	THL [mm]	NOF	PHD [mm]	BSG	SUBSTRATE
T400-NM110DA-M10	●		M 10	1.50	10.00	10.00	39.00	6HX	100.00	16.00	5	9.35	DIN 2174 (371)	HC
T400-NM110DA-M5	●		M 5	0.80	5.00	6.00	25.00	6HX	70.00	8.50	5	4.65	DIN 2174 (371)	HC
T400-NM110DA-M5		●	M 5	0.80	5.00	6.00	25.00	6HX	70.00	8.00	5	4.65	DIN 2174 (371)	HSS-E-PM
T400-NM110DA-M6	●		M 6	1.00	6.00	6.00	30.00	6HX	80.00	11.00	5	5.60	DIN 2174 (371)	HC
T400-NM110DA-M6		●	M 6	1.00	6.00	6.00	29.00	6HX	80.00	10.00	5	5.60	DIN 2174 (371)	HSS-E-PM
T400-NM110DA-M8	●		M 8	1.25	8.00	8.00	35.00	6HX	90.00	14.00	5	7.45	DIN 2174 (371)	HC
T400-NM110DA-M8		●	M 8	1.25	8.00	8.00	35.00	6HX	90.00	13.00	5	7.45	DIN 2174 (371)	HSS-E-PM
T400-NM111DA-M10	●		M 10	1.50	10.00	10.00	36.00	6HX	100.00	15.00	6	9.35	DIN 2174 (371)	HSS-E-PM
T400-NM111DA-M12	●		M 12	1.75	12.00	9.00	44.00	6HX	110.00	18.00	8	11.25	DIN 2174 (376)	HSS-E-PM
T400-NM111DA-M14	●		M 14	2.00	14.00	11.00	45.00	6HX	110.00	20.00	8	13.10	DIN 2174 (376)	HSS-E-PM
T400-NM111DA-M16	●		M 16	2.00	16.00	12.00	45.00	6HX	110.00	20.00	8	15.10	DIN 2174 (376)	HSS-E-PM
T400-NM111DA-M20	●		M 20	2.50	20.00	16.00	53.00	6HX	140.00	25.00	8	18.90	DIN 2174 (376)	HSS-E-PM

● = First choice ○ = Good choice

CoroTap™ 400 forming tap

Thread form: Metric



THCHT	COATING
E = 1.5-2xTP	PVD AlCrN

Imperial (inch)

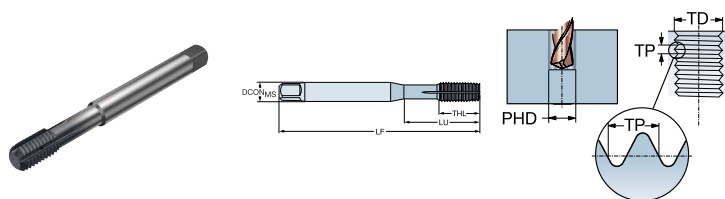
Ordering code	N		TDZ	TP [inch]	TD [inch]	DCON _{MS} [inch]	LU [inch]	TCTR	LF [inch]	THL [inch]	NOF	PHD [inch]	BSG	SUBSTRATE
	NIBC	NIPC												
T400-NM110DA-M10	●		M 10	0.059	0.394	0.394	1.535	6HX	3.937	0.630	5	0.368	DIN 2174 (371)	HC
T400-NM110DA-M5	●		M 5	0.031	0.197	0.236	0.984	6HX	2.756	0.335	5	0.183	DIN 2174 (371)	HC
T400-NM110DA-M5		●	M 5	0.031	0.197	0.236	0.984	6HX	2.756	0.315	5	0.183	DIN 2174 (371)	HSS-E-PM
T400-NM110DA-M6	●		M 6	0.039	0.236	0.236	1.181	6HX	3.150	0.433	5	0.220	DIN 2174 (371)	HC
T400-NM110DA-M6		●	M 6	0.039	0.236	0.236	1.142	6HX	3.150	0.394	5	0.220	DIN 2174 (371)	HSS-E-PM
T400-NM110DA-M8	●		M 8	0.049	0.315	0.315	1.378	6HX	3.543	0.551	5	0.293	DIN 2174 (371)	HC
T400-NM110DA-M8		●	M 8	0.049	0.315	0.315	1.378	6HX	3.543	0.512	5	0.293	DIN 2174 (371)	HSS-E-PM
T400-NM111DA-M10	●		M 10	0.059	0.394	0.394	1.417	6HX	3.937	0.591	6	0.368	DIN 2174 (371)	HSS-E-PM
T400-NM111DA-M12	●		M 12	0.069	0.472	0.354	1.732	6HX	4.331	0.709	8	0.443	DIN 2174 (376)	HSS-E-PM
T400-NM111DA-M14	●		M 14	0.079	0.551	0.433	1.772	6HX	4.331	0.787	8	0.516	DIN 2174 (376)	HSS-E-PM
T400-NM111DA-M16	●		M 16	0.079	0.630	0.472	1.772	6HX	4.331	0.787	8	0.594	DIN 2174 (376)	HSS-E-PM
T400-NM111DA-M20	●		M 20	0.098	0.787	0.630	2.087	6HX	5.512	0.984	8	0.744	DIN 2174 (376)	HSS-E-PM

● = First choice ○ = Good choice



CoroTap™ 400 forming tap

Thread form: Metric fin



THCHT	SUBSTRATE	COATING
C = 2-3xTP	HSS-E-PM	PVD AlCrN

Metric (mm)

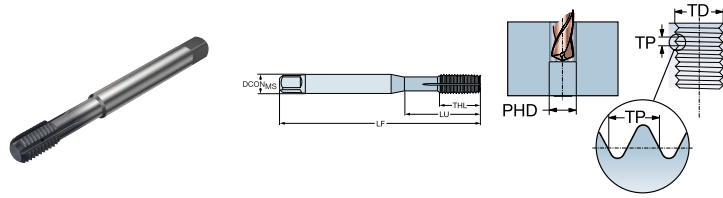
Ordering code	NIPC	TDZ	TP [mm]	TD [mm]	DCON _{MS} [mm]	LU [mm]	TCTR	LF [mm]	THL [mm]	NOF	N
T400-NM100DB-M4X050	●	MF 4x0.5	0.50	4.00	4.50	21.00	6HX	63.00	7.00	5	
T400-NM100DB-M5X050	●	MF 5x0.5	0.50	5.00	6.00	25.00	6HX	70.00	8.00	5	
T400-NM100DB-M6X075	●	MF 6x0.75	0.75	6.00	6.00	29.00	6HX	80.00	10.00	5	
T400-NM100DB-M8X100	●	MF 8x1	1.00	8.00	8.00	35.00	6HX	90.00	13.00	5	
T400-NM101DB-M10X100	●	MF 10x1	1.00	10.00	10.00	39.00	6HX	90.00	13.00	6	
T400-NM101DB-M12X100	●	MF 12x1	1.00	12.00	9.00	40.00	6HX	100.00	13.00	8	
T400-NM101DB-M12X125	●	MF 12x1.25	1.25	12.00	9.00	40.00	6HX	100.00	13.00	8	
T400-NM101DB-M12X150	●	MF 12x1.5	1.50	12.00	9.00	40.00	6HX	100.00	15.00	8	
T400-NM101DB-M14X150	●	MF 14x1.5	1.50	14.00	11.00	40.00	6HX	100.00	15.00	8	
T400-NM101DB-M16X150	●	MF 16x1.5	1.50	16.00	12.00	40.00	6HX	100.00	15.00	8	
T400-NM101DB-M18X150	●	MF 18x1.5	1.50	18.00	14.00	45.00	6HX	110.00	15.00	8	
T400-NM101DB-M20X150	●	MF 20x1.5	1.50	20.00	16.00	45.00	6HX	125.00	15.00	8	

● = First choice ○ = Good choice



CoroTap™ 400 forming tap

Thread form: Metric fin



THCHT	SUBSTRATE	COATING
C = 2-3xTP	HSS-E-PM	PVD AlCrN

Imperial (inch)

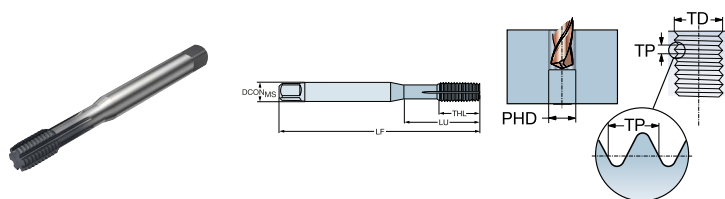
Ordering code	N									
	N/PC	TDZ	TP [inch]	TD [inch]	DCON _{MS} [inch]	LU [inch]	TCTR	LF [inch]	THL [inch]	NOF
T400-NM100DB-M4X050	●	MF 4x0.5	0.020	0.157	0.177	0.827	6HX	2.480	0.276	5
T400-NM100DB-M5X050	●	MF 5x0.5	0.020	0.197	0.236	0.984	6HX	2.756	0.315	5
T400-NM100DB-M6X075	●	MF 6x0.75	0.030	0.236	0.236	1.142	6HX	3.150	0.394	5
T400-NM100DB-M8X100	●	MF 8x1	0.039	0.315	0.315	1.378	6HX	3.543	0.512	5
T400-NM101DB-M10X100	●	MF 10x1	0.039	0.394	0.394	1.535	6HX	3.543	0.512	6
T400-NM101DB-M12X100	●	MF 12x1	0.039	0.472	0.354	1.575	6HX	3.937	0.512	8
T400-NM101DB-M12X125	●	MF 12x1.25	0.049	0.472	0.354	1.575	6HX	3.937	0.512	8
T400-NM101DB-M12X150	●	MF 12x1.5	0.059	0.472	0.354	1.575	6HX	3.937	0.591	8
T400-NM101DB-M14X150	●	MF 14x1.5	0.059	0.551	0.433	1.575	6HX	3.937	0.591	8
T400-NM101DB-M16X150	●	MF 16x1.5	0.059	0.630	0.472	1.575	6HX	3.937	0.591	8
T400-NM101DB-M18X150	●	MF 18x1.5	0.059	0.709	0.551	1.772	6HX	4.331	0.591	8
T400-NM101DB-M20X150	●	MF 20x1.5	0.059	0.787	0.630	1.772	6HX	4.921	0.591	8

● = First choice ○ = Good choice



CoroTap™ 400 forming tap

Thread form: Metric fin



THCHT	SUBSTRATE	COATING
E = 1.5-2xTP	HSS-E-PM	PVD AlCrN

Metric (mm)

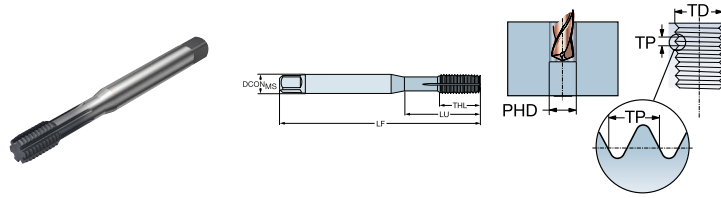
Ordering code	N									
	NIPC	TDZ	TP [mm]	TD [mm]	DCON _{MS} [mm]	LU [mm]	TCTR	LF [mm]	THL [mm]	NOF
T400-NM102DB-M8X100	●	MF 8x1	1.00	8.00	8.00	35.00	6HX	90.00	13.00	5
T400-NM103DB-M10X100	●	MF 10x1	1.00	10.00	10.00	39.00	6HX	90.00	13.00	6
T400-NM103DB-M12X100	●	MF 12x1	1.00	12.00	9.00	40.00	6HX	100.00	13.00	8
T400-NM103DB-M12X125	●	MF 12x1.25	1.25	12.00	9.00	40.00	6HX	100.00	13.00	8
T400-NM103DB-M12X150	●	MF 12x1.5	1.50	12.00	9.00	40.00	6HX	100.00	15.00	8
T400-NM103DB-M14X150	●	MF 14x1.5	1.50	14.00	11.00	40.00	6HX	100.00	15.00	8
T400-NM103DB-M16X150	●	MF 16x1.5	1.50	16.00	12.00	40.00	6HX	100.00	15.00	8

● = First choice ○ = Good choice



CoroTap™ 400 forming tap

Thread form: Metric fin



THCHT	SUBSTRATE	COATING
E = 1.5-2xTP	HSS-E-PM	PVD AlCrN

Imperial (inch)

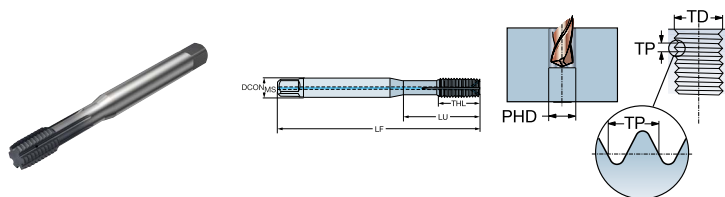
Ordering code	N									
	NIPC	TDZ	TP [inch]	TD [inch]	DCON _{MS} [inch]	LU [inch]	TCTR	LF [inch]	THL [inch]	NOF
T400-NM102DB-M8X100	●	MF 8x1	0.039	0.315	0.315	1.378	6HX	3.543	0.512	5
T400-NM103DB-M10X100	●	MF 10x1	0.039	0.394	0.394	1.535	6HX	3.543	0.512	6
T400-NM103DB-M12X100	●	MF 12x1	0.039	0.472	0.354	1.575	6HX	3.937	0.512	8
T400-NM103DB-M12X125	●	MF 12x1.25	0.049	0.472	0.354	1.575	6HX	3.937	0.512	8
T400-NM103DB-M12X150	●	MF 12x1.5	0.059	0.472	0.354	1.575	6HX	3.937	0.591	8
T400-NM103DB-M14X150	●	MF 14x1.5	0.059	0.551	0.433	1.575	6HX	3.937	0.591	8
T400-NM103DB-M16X150	●	MF 16x1.5	0.059	0.630	0.472	1.575	6HX	3.937	0.591	8

● = First choice ○ = Good choice



CoroTap™ 400 forming tap

Thread form: Metric fin



THCHT	SUBSTRATE	COATING
C = 2-3xTP	HSS-E-PM	PVD AlCrN

Metric (mm)

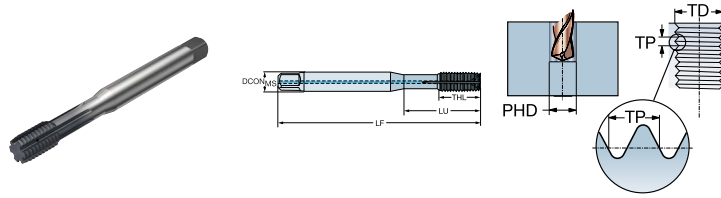
Ordering code	NIPC	TDZ	TP [mm]	TD [mm]	DCON _{MS} [mm]	LU [mm]	TCTR	LF [mm]	THL [mm]	NOF	N
T400-NM108DB-M5X050	●	MF 5x0.5	0.50	5.00	6.00	25.00	6HX	70.00	8.00	5	
T400-NM108DB-M6X075	●	MF 6x0.75	0.75	6.00	6.00	29.00	6HX	80.00	10.00	5	
T400-NM108DB-M8X100	●	MF 8x1	1.00	8.00	8.00	35.00	6HX	90.00	13.00	5	
T400-NM109DB-M10X100	●	MF 10x1	1.00	10.00	10.00	39.00	6HX	90.00	13.00	6	
T400-NM109DB-M12X100	●	MF 12x1	1.00	12.00	9.00	40.00	6HX	100.00	13.00	8	
T400-NM109DB-M12X125	●	MF 12x1.25	1.25	12.00	9.00	40.00	6HX	100.00	13.00	8	
T400-NM109DB-M12X150	●	MF 12x1.5	1.50	12.00	9.00	40.00	6HX	100.00	15.00	8	
T400-NM109DB-M14X150	●	MF 14x1.5	1.50	14.00	11.00	40.00	6HX	100.00	15.00	8	
T400-NM109DB-M16X150	●	MF 16x1.5	1.50	16.00	12.00	40.00	6HX	100.00	15.00	8	

● = First choice ○ = Good choice



CoroTap™ 400 forming tap

Thread form: Metric fin



THCHT	SUBSTRATE	COATING
C = 2-3xTP	HSS-E-PM	PVD AlCrN

Imperial (inch)

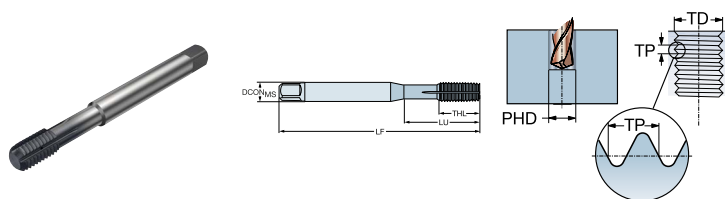
Ordering code	N									
	NIPC	TDZ	TP [inch]	TD [inch]	DCON _{MS} [inch]	LU [inch]	TCTR	LF [inch]	THL [inch]	NOF
T400-NM108DB-M5X050	●	MF 5x0.5	0.020	0.197	0.236	0.984	6HX	2.756	0.315	5
T400-NM108DB-M6X075	●	MF 6x0.75	0.030	0.236	0.236	1.142	6HX	3.150	0.394	5
T400-NM108DB-M8X100	●	MF 8x1	0.039	0.315	0.315	1.378	6HX	3.543	0.512	5
T400-NM109DB-M10X100	●	MF 10x1	0.039	0.394	0.394	1.535	6HX	3.543	0.512	6
T400-NM109DB-M12X100	●	MF 12x1	0.039	0.472	0.354	1.575	6HX	3.937	0.512	8
T400-NM109DB-M12X125	●	MF 12x1.25	0.049	0.472	0.354	1.575	6HX	3.937	0.512	8
T400-NM109DB-M12X150	●	MF 12x1.5	0.059	0.472	0.354	1.575	6HX	3.937	0.591	8
T400-NM109DB-M14X150	●	MF 14x1.5	0.059	0.551	0.433	1.575	6HX	3.937	0.591	8
T400-NM109DB-M16X150	●	MF 16x1.5	0.059	0.630	0.472	1.575	6HX	3.937	0.591	8

● = First choice ○ = Good choice



CoroTap™ 400 forming tap

Thread form: Metric fin



THCHT	SUBSTRATE	COATING
E = 1.5-2xTP	HC	PVD AlCrN

Metric (mm)

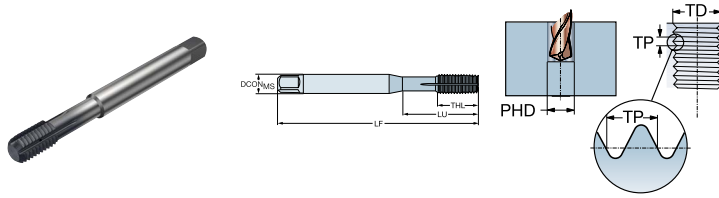
Ordering code	NIBC	TDZ	TP [mm]	TD [mm]	DCON _{MS} [mm]	LU [mm]	TCTR	LF [mm]	THL [mm]	NOF	N
T400-NM110DB-M10X100	●	MF 10x1	1.00	10.00	10.00	35.00	6HX	90.00	14.00	6	
T400-NM110DB-M10X125	●	MF 12x1	1.25	12.00	9.00	39.00	6HX	100.00	15.00	6	
T400-NM110DB-M12X125	●	MF 12x1.25	1.25	12.00	9.00	40.00	6HX	100.00	15.00	6	
T400-NM110DB-M12X150	●	MF 12x1.5	1.50	12.00	9.00	40.00	6HX	100.00	15.00	6	
T400-NM110DB-M14X150	●	MF 14x1.5	1.50	14.00	11.00	40.00	6HX	100.00	16.00	6	
T400-NM110DB-M16X150	●	MF 16x1.5	1.50	16.00	12.00	40.00	6HX	100.00	16.00	6	
T400-NM110DB-M8X100	●	MF 8x1	1.00	8.00	8.00	35.00	6HX	90.00	14.00	5	

● = First choice ○ = Good choice



CoroTap™ 400 forming tap

Thread form: Metric fin



THCHT	SUBSTRATE	COATING
E = 1.5-2xTP	HC	PVD AlCrN

Imperial (inch)

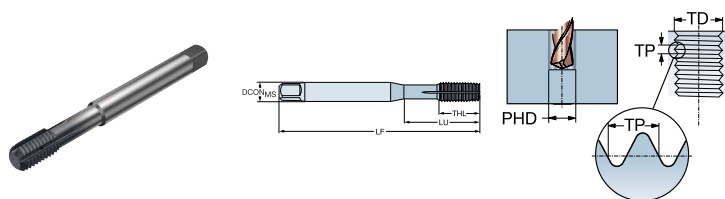
Ordering code	N									
	NIBC	TDZ	TP [inch]	TD [inch]	DCON _{MS} [inch]	LU [inch]	TCTR	LF [inch]	THL [inch]	NOF
T400-NM110DB-M10X100	●	MF 10x1	0.039	0.394	0.394	1.378	6HX	3.543	0.551	6
T400-NM110DB-M10X125	●	MF 12x1	0.049	0.472	0.354	1.535	6HX	3.937	0.591	6
T400-NM110DB-M12X125	●	MF 12x1.25	0.049	0.472	0.354	1.575	6HX	3.937	0.591	6
T400-NM110DB-M12X150	●	MF 12x1.5	0.059	0.472	0.354	1.575	6HX	3.937	0.591	6
T400-NM110DB-M14X150	●	MF 14x1.5	0.059	0.551	0.433	1.575	6HX	3.937	0.630	6
T400-NM110DB-M16X150	●	MF 16x1.5	0.059	0.630	0.472	1.575	6HX	3.937	0.630	6
T400-NM110DB-M8X100	●	MF 8x1	0.039	0.315	0.315	1.378	6HX	3.543	0.551	5

● = First choice ○ = Good choice



CoroTap™ 400 forming tap

Thread form: Metric



THCHT	SUBSTRATE	COATING
C = 2-3xTP	HSS-E-PM	PVD AlCrN

Metric (mm)

N

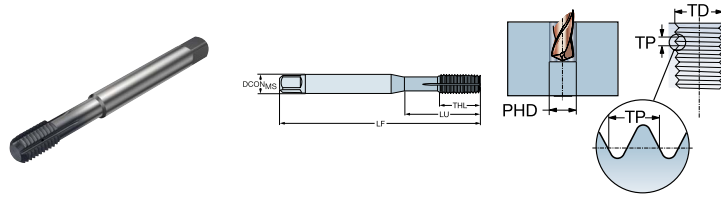
Ordering code	NIPC	TDZ	TP [mm]	TD [mm]	DCON _{MS} [mm]	LU [mm]	TCTR	LF [mm]	THL [mm]	NOF	PHD [mm]	BSG
T400-NM100AA-M10	●	M 10	1.50	10.00	9.68	39.00	6HX	100.00	15.00	6	9.35	DIN/ANSI
T400-NM100AA-M3	●	M 3	0.50	3.00	3.58	17.00	6HX	56.00	5.00	4	2.80	DIN/ANSI
T400-NM100AA-M4	●	M 4	0.70	4.00	4.27	21.00	6HX	63.00	7.00	5	3.70	DIN/ANSI
T400-NM100AA-M5	●	M 5	0.80	5.00	4.93	25.00	6HX	70.00	8.00	5	4.65	DIN/ANSI
T400-NM100AA-M6	●	M 6	1.00	6.00	6.48	29.00	6HX	80.00	10.00	5	5.60	DIN/ANSI
T400-NM100AA-M8	●	M 8	1.25	8.00	8.08	35.00	6HX	90.00	13.00	5	7.45	DIN/ANSI
T400-NM101AA-M12	●	M 12	1.75	12.00	9.32	44.00	6HX	110.00	18.00	8	11.25	DIN/ANSI
T400-NM101AA-M14	●	M 14	2.00	14.00	10.90	45.00	6HX	110.00	20.00	8	13.10	DIN/ANSI
T400-NM101AA-M16	●	M 16	2.00	16.00	12.19	45.00	6HX	110.00	20.00	8	15.10	DIN/ANSI

● = First choice ○ = Good choice



CoroTap™ 400 forming tap

Thread form: Metric



THCHT	SUBSTRATE	COATING
C = 2-3xTP	HSS-E-PM	PVD AlCrN

Imperial (inch)

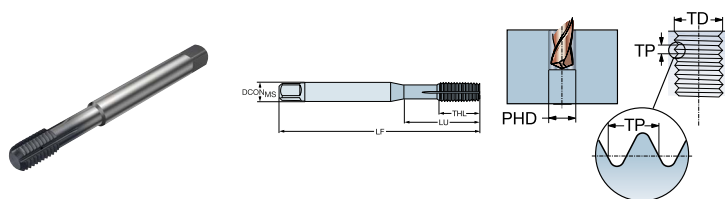
Ordering code	NIPC	TDZ	TP [inch]	TD [inch]	DCON _{MS} [inch]	LU [inch]	TCTR	LF [inch]	THL [inch]	NOF	PHD [inch]	BSG	N
T400-NM100AA-M10	●	M 10	0.059	0.394	0.381	1.535	6HX	3.937	0.591	6	0.368	DIN/ANSI	
T400-NM100AA-M3	●	M 3	0.020	0.118	0.141	0.669	6HX	2.205	0.197	4	0.110	DIN/ANSI	
T400-NM100AA-M4	●	M 4	0.028	0.157	0.168	0.827	6HX	2.480	0.276	5	0.146	DIN/ANSI	
T400-NM100AA-M5	●	M 5	0.031	0.197	0.194	0.984	6HX	2.756	0.315	5	0.183	DIN/ANSI	
T400-NM100AA-M6	●	M 6	0.039	0.236	0.255	1.142	6HX	3.150	0.394	5	0.220	DIN/ANSI	
T400-NM100AA-M8	●	M 8	0.049	0.315	0.318	1.378	6HX	3.543	0.512	5	0.293	DIN/ANSI	
T400-NM101AA-M12	●	M 12	0.069	0.472	0.367	1.732	6HX	4.331	0.709	8	0.443	DIN/ANSI	
T400-NM101AA-M14	●	M 14	0.079	0.551	0.429	1.772	6HX	4.331	0.787	8	0.516	DIN/ANSI	
T400-NM101AA-M16	●	M 16	0.079	0.630	0.480	1.772	6HX	4.331	0.787	8	0.594	DIN/ANSI	

● = First choice ○ = Good choice



CoroTap™ 400 forming tap

Thread form: Metric fin



THCHT	SUBSTRATE	COATING
C = 2-3xTP	HSS-E-PM	PVD AlCrN

Metric (mm)

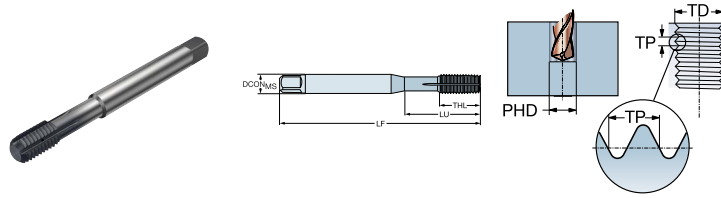
Ordering code	N									
	NLPC	TDZ	TP [mm]	TD [mm]	DCON _{MS} [mm]	LU [mm]	TCTR	LF [mm]	THL [mm]	NOF
T400-NM100AB-M4X050	●	MF 4x0.5	0.50	4.00	4.27	21.00	6HX	63.00	7.00	5
T400-NM100AB-M5X050	●	MF 5x0.5	0.50	5.00	4.93	25.00	6HX	70.00	8.00	5
T400-NM100AB-M6X075	●	MF 6x0.75	0.75	6.00	6.48	29.00	6HX	80.00	10.00	5
T400-NM100AB-M8X100	●	MF 8x1	1.00	8.00	8.08	35.00	6HX	90.00	13.00	5
T400-NM101AB-M10X100	●	MF 10x1	1.00	10.00	9.68	39.00	6HX	100.00	13.00	6
T400-NM101AB-M12X100	●	MF 12x1	1.00	12.00	9.32	40.00	6HX	100.00	13.00	8
T400-NM101AB-M12X125	●	MF 12x1.25	1.25	12.00	9.32	40.00	6HX	100.00	13.00	8
T400-NM101AB-M12X150	●	MF 12x1.5	1.50	12.00	9.32	40.00	6HX	100.00	15.00	8
T400-NM101AB-M14X150	●	MF 14x1.5	1.50	14.00	10.90	40.00	6HX	110.00	15.00	8
T400-NM101AB-M16X150	●	MF 16x1.5	1.50	16.00	12.19	40.00	6HX	110.00	15.00	8

● = First choice ○ = Good choice



CoroTap™ 400 forming tap

Thread form: Metric fin



THCHT	SUBSTRATE	COATING
C = 2-3xTP	HSS-E-PM	PVD AlCrN

Imperial (inch)

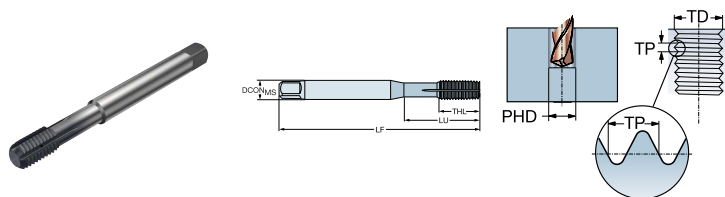
Ordering code	N									
	N/PC	TDZ	TP [inch]	TD [inch]	DCON _{MS} [inch]	LU [inch]	TCTR	LF [inch]	THL [inch]	NOF
T400-NM100AB-M4X050	●	MF 4x0.5	0.020	0.157	0.168	0.827	6HX	2.480	0.276	5
T400-NM100AB-M5X050	●	MF 5x0.5	0.020	0.197	0.194	0.984	6HX	2.756	0.315	5
T400-NM100AB-M6X075	●	MF 6x0.75	0.030	0.236	0.255	1.142	6HX	3.150	0.394	5
T400-NM100AB-M8X100	●	MF 8x1	0.039	0.315	0.318	1.378	6HX	3.543	0.512	5
T400-NM101AB-M10X100	●	MF 10x1	0.039	0.394	0.381	1.535	6HX	3.937	0.512	6
T400-NM101AB-M12X100	●	MF 12x1	0.039	0.472	0.367	1.575	6HX	3.937	0.512	8
T400-NM101AB-M12X125	●	MF 12x1.25	0.049	0.472	0.367	1.575	6HX	3.937	0.512	8
T400-NM101AB-M12X150	●	MF 12x1.5	0.059	0.472	0.367	1.575	6HX	3.937	0.591	8
T400-NM101AB-M14X150	●	MF 14x1.5	0.059	0.551	0.429	1.575	6HX	4.331	0.591	8
T400-NM101AB-M16X150	●	MF 16x1.5	0.059	0.630	0.480	1.575	6HX	4.331	0.591	8

● = First choice ○ = Good choice



CoroTap™ 400 forming tap

Thread form: Metric



THCHT	SUBSTRATE	COATING
C = 2-3xTP	HSS-E-PM	PVD AlCrN

Metric (mm)

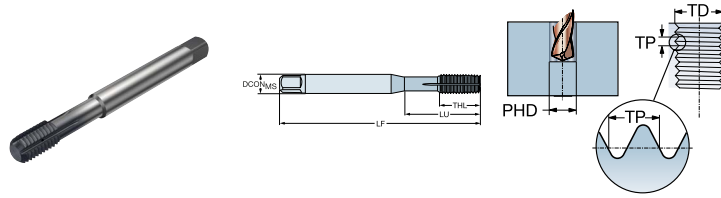
Ordering code	NIPC	TDZ	TP [mm]	TD [mm]	DCON _{MS} [mm]	LU [mm]	TCTR	LF [mm]	THL [mm]	NOF	PHD [mm]	BSG	N
T400-NM100JA-M10	●	M 10	1.50	10.00	7.00	35.00	6HX	75.00	15.00	6	9.35	JIS	
T400-NM100JA-M3	●	M 3	0.50	3.00	4.00	18.00	6HX	46.00	5.00	4	2.80	JIS	
T400-NM100JA-M4	●	M 4	0.70	4.00	5.00	21.00	6HX	52.00	7.00	5	3.70	JIS	
T400-NM100JA-M5	●	M 5	0.80	5.00	5.50	25.00	6HX	60.00	8.00	5	4.65	JIS	
T400-NM100JA-M6	●	M 6	1.00	6.00	6.00	30.00	6HX	62.00	10.00	5	5.60	JIS	
T400-NM100JA-M8	●	M 8	1.25	8.00	6.20	32.00	6HX	65.00	13.00	5	7.45	JIS	
T400-NM101JA-M12	●	M 12	1.75	12.00	8.50	40.00	6HX	82.00	18.00	8	11.25	JIS	
T400-NM101JA-M14	●	M 14	2.00	14.00	10.50	40.00	6HX	88.00	20.00	8	13.10	JIS	
T400-NM101JA-M16	●	M 16	2.00	16.00	12.50	40.00	6HX	95.00	20.00	8	15.10	JIS	

● = First choice ○ = Good choice



CoroTap™ 400 forming tap

Thread form: Metric



THCHT	SUBSTRATE	COATING
C = 2-3xTP	HSS-E-PM	PVD AlCrN

Imperial (inch)

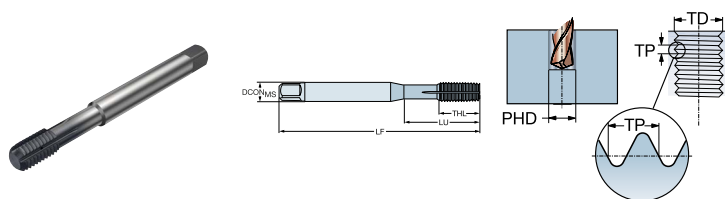
Ordering code	NIPC	TDZ	TP [inch]	TD [inch]	DCON _{MS} [inch]	LU [inch]	TCTR	LF [inch]	THL [inch]	NOF	PHD [inch]	BSG	N
T400-NM100JA-M10	●	M 10	0.059	0.394	0.276	1.378	6HX	2.953	0.591	6	0.368	JIS	
T400-NM100JA-M3	●	M 3	0.020	0.118	0.157	0.709	6HX	1.811	0.197	4	0.110	JIS	
T400-NM100JA-M4	●	M 4	0.028	0.157	0.197	0.827	6HX	2.047	0.276	5	0.146	JIS	
T400-NM100JA-M5	●	M 5	0.031	0.197	0.217	0.984	6HX	2.362	0.315	5	0.183	JIS	
T400-NM100JA-M6	●	M 6	0.039	0.236	0.236	1.181	6HX	2.441	0.394	5	0.220	JIS	
T400-NM100JA-M8	●	M 8	0.049	0.315	0.244	1.260	6HX	2.559	0.512	5	0.293	JIS	
T400-NM101JA-M12	●	M 12	0.069	0.472	0.335	1.575	6HX	3.228	0.709	8	0.443	JIS	
T400-NM101JA-M14	●	M 14	0.079	0.551	0.413	1.575	6HX	3.465	0.787	8	0.516	JIS	
T400-NM101JA-M16	●	M 16	0.079	0.630	0.492	1.575	6HX	3.740	0.787	8	0.594	JIS	

● = First choice ○ = Good choice



CoroTap™ 400 forming tap

Thread form: Metric fin



THCHT	SUBSTRATE	COATING
C = 2-3xTP	HSS-E-PM	PVD AlCrN

Metric (mm)

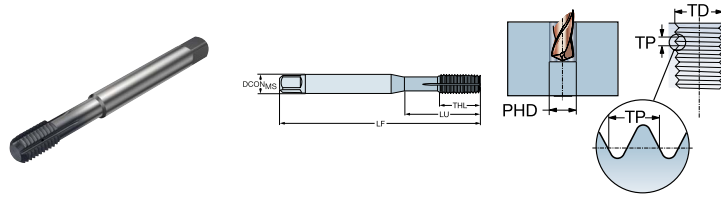
Ordering code	N									
	NIPC	TDZ	TP [mm]	TD [mm]	DCON _{MS} [mm]	LU [mm]	TCTR	LF [mm]	THL [mm]	NOF
T400-NM100JB-M4X050	●	MF 4x0.5	0.50	4.00	5.00	21.00	6HX	52.00	7.00	5
T400-NM100JB-M5X050	●	MF 5x0.5	0.50	5.00	5.50	25.00	6HX	60.00	8.00	5
T400-NM100JB-M6X075	●	MF 6x0.75	0.75	6.00	6.00	30.00	6HX	62.00	10.00	5
T400-NM100JB-M8X100	●	MF 8x1	1.00	8.00	6.20	30.00	6HX	70.00	13.00	5
T400-NM101JB-M10X100	●	MF 10x1	1.00	10.00	7.00	30.00	6HX	70.00	13.00	6
T400-NM101JB-M12X100	●	MF 12x1	1.00	12.00	8.50	30.00	6HX	70.00	13.00	8
T400-NM101JB-M12X125	●	MF 12x1.25	1.25	12.00	8.50	35.00	6HX	80.00	13.00	8
T400-NM101JB-M12X150	●	MF 12x1.5	1.50	12.00	8.50	40.00	6HX	82.00	15.00	8
T400-NM101JB-M14X150	●	MF 14x1.5	1.50	14.00	10.50	40.00	6HX	88.00	15.00	8
T400-NM101JB-M16X150	●	MF 16x1.5	1.50	16.00	12.50	40.00	6HX	95.00	15.00	8

● = First choice ○ = Good choice



CoroTap™ 400 forming tap

Thread form: Metric fin



THCHT	SUBSTRATE	COATING
C = 2-3xTP	HSS-E-PM	PVD AlCrN

Imperial (inch)

Ordering code	N									
	NLPC	TDZ	TP [inch]	TD [inch]	DCON _{MS} [inch]	LU [inch]	TCTR	LF [inch]	THL [inch]	NOF
T400-NM100JB-M4X050	●	MF 4x0.5	0.020	0.157	0.197	0.827	6HX	2.047	0.276	5
T400-NM100JB-M5X050	●	MF 5x0.5	0.020	0.197	0.217	0.984	6HX	2.362	0.315	5
T400-NM100JB-M6X075	●	MF 6x0.75	0.030	0.236	0.236	1.181	6HX	2.441	0.394	5
T400-NM100JB-M8X100	●	MF 8x1	0.039	0.315	0.244	1.181	6HX	2.756	0.512	5
T400-NM101JB-M10X100	●	MF 10x1	0.039	0.394	0.276	1.181	6HX	2.756	0.512	6
T400-NM101JB-M12X100	●	MF 12x1	0.039	0.472	0.335	1.181	6HX	2.756	0.512	8
T400-NM101JB-M12X125	●	MF 12x1.25	0.049	0.472	0.335	1.378	6HX	3.150	0.512	8
T400-NM101JB-M12X150	●	MF 12x1.5	0.059	0.472	0.335	1.575	6HX	3.228	0.591	8
T400-NM101JB-M14X150	●	MF 14x1.5	0.059	0.551	0.413	1.575	6HX	3.465	0.591	8
T400-NM101JB-M16X150	●	MF 16x1.5	0.059	0.630	0.492	1.575	6HX	3.740	0.591	8

● = First choice ○ = Good choice



Read more about CoroBore® BR20:
sandvik.coromant.com/coroborebr20




Boring

Rotation symmetric boring adaptor	466
HSK to fin boring head adaptor	466
HSK to CoroBore® XL adaptor	468
ISO 7388-1 to CoroBore® XL adaptor	469
MAS-BT 403 to CoroBore® XL adaptor	470
CAT-V to CoroBore® XL adaptor	471



HSK to fine boring head adaptor

Machine side interface HSK A/C



Metric (mm)

	Ordering code	DCN [mm]	DCX [mm]	CNSC	DCON _{MS} [mm]	STDLET	LF ₁ [mm]	BD ₁ [mm]	CP [bar]
NEW	392.41037A-10012076C	3.00	26.00	1	100.00	A	76.00	50.0	20
NEW	392.41037A-63 20 100B	17.00	36.00	1	63.00	A	100.00	80.0	20
NEW	392.41037A-6312063C	3.00	26.00	1	63.00	A	63.00	50.0	20
NEW	392.41037A-6316085B	3.00	32.00	1	63.00	A	85.00	63.0	20

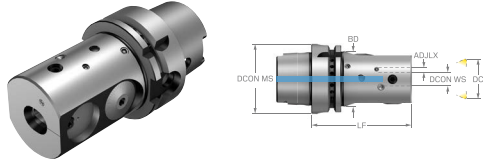
Imperial (inch)

	Ordering code	DCN [inch]	DCX [inch]	CNSC	DCON _{MS} [inch]	STDLET	LF ₁ [inch]	BD ₁ [inch]	CP [lbf/in2]
NEW	392.41037A-10012076C	0.118	1.024	1	3.937	A	2.992	1.969	290
NEW	392.41037A-63 20 100B	0.669	1.417	1	2.480	A	3.937	3.150	290
NEW	392.41037A-6312063C	0.118	1.024	1	2.480	A	2.480	1.969	290
NEW	392.41037A-6316085B	0.118	1.260	1	2.480	A	3.346	2.480	290



HSK to fine boring head adaptor

Machine side interface HSK A/C



Metric (mm)

	Ordering code	DCN [mm]	DCX [mm]	CNSC	DCON _{MS} [mm]	STDLET	LF ₁ [mm]	BD ₁ [mm]	CP [bar]
NEW	392.41037B-6312090C	3.00	26.00	1	63.00	A	90.00	50.0	20

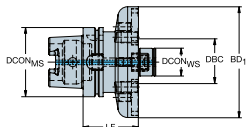
Imperial (inch)

	Ordering code	DCN [inch]	DCX [inch]	CNSC	DCON _{MS} [inch]	STDLET	LF ₁ [inch]	BD ₁ [inch]	CP [lbf/in2]
NEW	392.41037B-6312090C	0.118	1.024	1	2.480	A	3.543	1.969	290



HSK to CoroBore® XL adaptor

Machine side interface HSK A/C



Metric (mm)

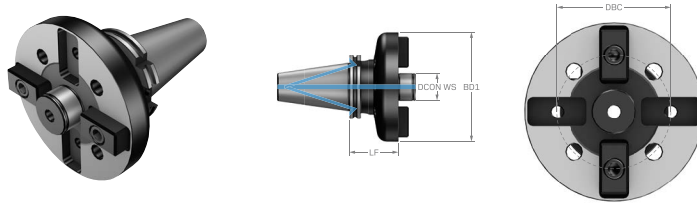
	Ordering code	CNSC	DCON _{MS} [mm]	STDLET	LF ₁ [mm]	BD ₁ [mm]	DBC [mm]	CP [bar]
NEW	392.410XL-10040 080A	1	100.00	A	80.00	160.0	101.6	20

Imperial (inch)

	Ordering code	CNSC	DCON _{MS} [inch]	STDLET	LF ₁ [inch]	BD ₁ [inch]	DBC [inch]	CP [lbf/in2]
NEW	392.410XL-10040 080A	1	3.937	A	3.150	6.299	4.00	290



ISO 7388-1 to CoroBore® XL adaptor



Metric (mm)

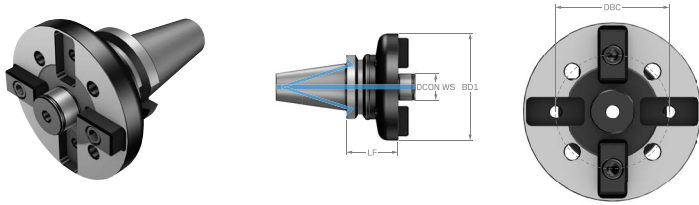
	Ordering code	CNSC	STDLET	LF ₁ [mm]	BD ₁ [mm]	DBC [mm]	CP [bar]
NEW	392B.140XL-5040 075	7	AD/AF	75.00	160.0	101.6	20

Imperial (inch)

	Ordering code	CNSC	STDLET	LF ₁ [inch]	BD ₁ [inch]	DBC [inch]	CP [lbf/in2]
NEW	392B.140XL-5040 075	7	AD/AF	2.953	6.299	4.00	290



MAS-BT 403 to CoroBore® XL adaptor



Metric (mm)

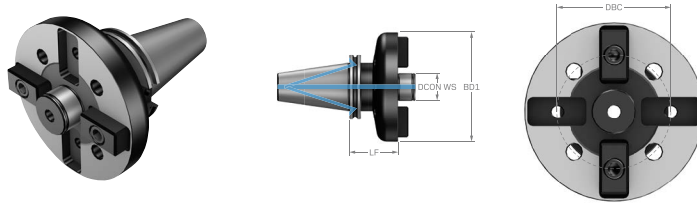
	Ordering code	CNSC	LF ₁ [mm]	BD ₁ [mm]	DBC [mm]	CP [bar]
NEW	392B.58XL-5040 080	7	80.00	160.0	101.6	20

Imperial (inch)

	Ordering code	CNSC	LF ₁ [inch]	BD ₁ [inch]	DBC [inch]	CP [lbf/in2]
NEW	392B.58XL-5040 080	7	3.150	6.299	4.00	290



CAT-V to CoroBore® XL adaptor



Metric (mm)

	Ordering code	CNSC	LF ₁ [mm]	BD ₁ [mm]	DBC [mm]	CP [bar]
NEW	A392B.45XL-5040 075	7	75.00	160.0	101.6	20

Imperial (inch)

	Ordering code	CNSC	LF ₁ [inch]	BD ₁ [inch]	DBC [inch]	CP [lbf/in2]
NEW	A392B.45XL-5040 075	7	2.953	6.299	4.00	290



Read more about CoroDrill® 860:
sandvik.coromant.com/corodrill860



Drilling

Optimized solid carbide drills

CoroDrill® 860-MM Solid carbide drill
CoroDrill® 860-SD Solid carbide drill

474

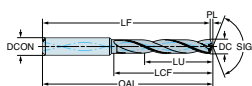
474

498



CoroDrill® 860-MM Solid carbide drill

Internal coolant supply



Metric (mm)

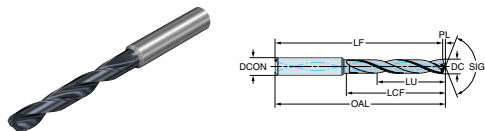
		M												
Ordering code	M2BM	DC [mm]	LU [mm]	LF [mm]	OAL [mm]	DCON _{MS} [mm]	SIG [deg]	TCDCON	TCHA	LCF [mm]	PL [mm]	ULDR		
NEW	860.1-0300-014A1-MM	●	3.00	14.00	61.45	62.00	6.00	140.00	h6	H9	20.00	0.55	4.67	
NEW	860.1-0300-019A1-MM	●	3.00	19.00	65.45	66.00	6.00	140.00	h6	H9	24.00	0.55	6.33	
NEW	860.1-0310-014A1-MM	●	3.10	14.00	61.44	62.00	6.00	140.00	h6	H9	20.00	0.56	4.52	
NEW	860.1-0310-019A1-MM	●	3.10	19.00	65.44	66.00	6.00	140.00	h6	H9	24.00	0.56	6.13	
NEW	860.1-0318-014A1-MM	●	3.17	14.00	61.42	62.00	6.00	140.00	h6	H9	20.00	0.58	4.41	
NEW	860.1-0318-019A1-MM	●	3.17	19.00	65.42	66.00	6.00	140.00	h6	H9	24.00	0.58	5.98	
NEW	860.1-0320-014A1-MM	●	3.20	14.00	61.42	62.00	6.00	140.00	h6	H9	20.00	0.58	4.38	
NEW	860.1-0320-019A1-MM	●	3.20	19.00	65.42	66.00	6.00	140.00	h6	H9	24.00	0.58	5.94	
NEW	860.1-0325-014A1-MM	●	3.25	14.00	61.41	62.00	6.00	140.00	h6	H9	20.00	0.59	4.31	
NEW	860.1-0325-019A1-MM	●	3.25	19.00	65.41	66.00	6.00	140.00	h6	H9	24.00	0.59	5.85	
NEW	860.1-0330-014A1-MM	●	3.30	14.00	61.40	62.00	6.00	140.00	h6	H9	20.00	0.60	4.24	
NEW	860.1-0330-019A1-MM	●	3.30	19.00	65.40	66.00	6.00	140.00	h6	H9	24.00	0.60	5.76	
NEW	860.1-0340-014A1-MM	●	3.40	14.00	61.38	62.00	6.00	140.00	h6	H9	20.00	0.62	4.12	
NEW	860.1-0340-019A1-MM	●	3.40	19.00	65.38	66.00	6.00	140.00	h6	H9	24.00	0.62	5.59	
NEW	860.1-0350-014A1-MM	●	3.50	14.00	61.36	62.00	6.00	140.00	h6	H9	20.00	0.64	4.00	
NEW	860.1-0350-019A1-MM	●	3.50	19.00	65.36	66.00	6.00	140.00	h6	H9	24.00	0.64	5.43	
NEW	860.1-0357-014A1-MM	●	3.57	14.00	61.35	62.00	6.00	140.00	h6	H9	20.00	0.65	3.92	
NEW	860.1-0357-019A1-MM	●	3.57	19.00	65.35	66.00	6.00	140.00	h6	H9	24.00	0.65	5.32	
NEW	860.1-0360-014A1-MM	●	3.60	14.00	61.35	62.00	6.00	140.00	h6	H9	20.00	0.65	3.89	
NEW	860.1-0360-019A1-MM	●	3.60	19.00	65.35	66.00	6.00	140.00	h6	H9	24.00	0.65	5.28	
NEW	860.1-0370-014A1-MM	●	3.70	14.00	61.33	62.00	6.00	140.00	h6	H9	20.00	0.67	3.78	
NEW	860.1-0370-019A1-MM	●	3.70	19.00	65.33	66.00	6.00	140.00	h6	H9	24.00	0.67	5.14	
NEW	860.1-0380-017A1-MM	●	3.80	17.00	65.31	66.00	6.00	140.00	h6	H9	24.00	0.69	4.47	
NEW	860.1-0380-029A1-MM	●	3.80	29.00	73.31	74.00	6.00	140.00	h6	H9	36.00	0.69	7.63	
NEW	860.1-0390-017A1-MM	●	3.90	17.00	65.29	66.00	6.00	140.00	h6	H9	24.00	0.71	4.36	
NEW	860.1-0390-029A1-MM	●	3.90	29.00	73.29	74.00	6.00	140.00	h6	H9	36.00	0.71	7.44	
NEW	860.1-0397-017A1-MM	●	3.97	17.00	65.28	66.00	6.00	140.00	h6	H9	24.00	0.72	4.28	

● = First choice ○ = Good choice



CoroDrill® 860-MM Solid carbide drill

Internal coolant supply



Metric (mm)

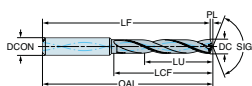
		M											
Ordering code	M2BM	DC [mm]	LU [mm]	LF [mm]	OAL [mm]	DCON _{MS} [mm]	SIG [deg]	TCDCON	TCHA	LCF [mm]	PL [mm]	ULDR	
NEW	860.1-0397-029A1-MM	●	3.97	29.00	73.28	74.00	6.00	140.00	h6	H9	36.00	0.72	7.31
NEW	860.1-0400-017A1-MM	●	4.00	17.00	65.27	66.00	6.00	140.00	h6	H9	24.00	0.73	4.25
NEW	860.1-0400-029A1-MM	●	4.00	29.00	73.27	74.00	6.00	140.00	h6	H9	36.00	0.73	7.25
NEW	860.1-0410-017A1-MM	●	4.10	17.00	65.25	66.00	6.00	140.00	h6	H9	24.00	0.75	4.15
NEW	860.1-0410-029A1-MM	●	4.10	29.00	73.25	74.00	6.00	140.00	h6	H9	36.00	0.75	7.07
NEW	860.1-0420-017A1-MM	●	4.20	17.00	65.24	66.00	6.00	140.00	h6	H9	24.00	0.76	4.05
NEW	860.1-0420-029A1-MM	●	4.20	29.00	73.24	74.00	6.00	140.00	h6	H9	36.00	0.76	6.90
NEW	860.1-0430-017A1-MM	●	4.30	17.00	65.22	66.00	6.00	140.00	h6	H9	24.00	0.78	3.95
NEW	860.1-0430-029A1-MM	●	4.30	29.00	73.22	74.00	6.00	140.00	h6	H9	36.00	0.78	6.74
NEW	860.1-0437-017A1-MM	●	4.37	17.00	65.21	66.00	6.00	140.00	h6	H9	24.00	0.80	3.89
NEW	860.1-0437-029A1-MM	●	4.37	29.00	73.21	74.00	6.00	140.00	h6	H9	36.00	0.80	6.64
NEW	860.1-0440-017A1-MM	●	4.40	17.00	65.20	66.00	6.00	140.00	h6	H9	24.00	0.80	3.86
NEW	860.1-0440-029A1-MM	●	4.40	29.00	73.20	74.00	6.00	140.00	h6	H9	36.00	0.80	6.59
NEW	860.1-0450-017A1-MM	●	4.50	17.00	65.18	66.00	6.00	140.00	h6	H9	24.00	0.82	3.78
NEW	860.1-0450-029A1-MM	●	4.50	29.00	73.18	74.00	6.00	140.00	h6	H9	36.00	0.82	6.44
NEW	860.1-0460-017A1-MM	●	4.60	17.00	65.16	66.00	6.00	140.00	h6	H9	24.00	0.84	3.70
NEW	860.1-0460-029A1-MM	●	4.60	29.00	73.16	74.00	6.00	140.00	h6	H9	36.00	0.84	6.30
NEW	860.1-0465-017A1-MM	●	4.65	17.00	65.15	66.00	6.00	140.00	h6	H9	24.00	0.85	3.66
NEW	860.1-0465-029A1-MM	●	4.65	29.00	73.15	74.00	6.00	140.00	h6	H9	36.00	0.85	6.24
NEW	860.1-0470-017A1-MM	●	4.70	17.00	65.14	66.00	6.00	140.00	h6	H9	24.00	0.86	3.62
NEW	860.1-0470-029A1-MM	●	4.70	29.00	73.14	74.00	6.00	140.00	h6	H9	36.00	0.86	6.17
NEW	860.1-0476-020A1-MM	●	4.76	20.00	65.13	66.00	6.00	140.00	h6	H9	28.00	0.87	4.20
NEW	860.1-0476-035A1-MM	●	4.76	35.00	81.13	82.00	6.00	140.00	h6	H9	44.00	0.87	7.35
NEW	860.1-0480-020A1-MM	●	4.80	20.00	65.13	66.00	6.00	140.00	h6	H9	28.00	0.87	4.17
NEW	860.1-0480-035A1-MM	●	4.80	35.00	81.13	82.00	6.00	140.00	h6	H9	44.00	0.87	7.29
NEW	860.1-0490-020A1-MM	●	4.90	20.00	65.11	66.00	6.00	140.00	h6	H9	28.00	0.89	4.08
NEW	860.1-0490-035A1-MM	●	4.90	35.00	81.11	82.00	6.00	140.00	h6	H9	44.00	0.89	7.14

● = First choice ○ = Good choice



CoroDrill® 860-MM Solid carbide drill

Internal coolant supply



Metric (mm)

M

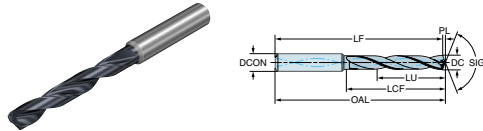
Ordering code	M2BM	DC [mm]	LU [mm]	LF [mm]	OAL [mm]	DCON _{MS} [mm]	SIG [deg]	TCDCON	TCHA	LCF [mm]	PL [mm]	ULDR
NEW 860.1-0500-020A1-MM	●	5.00	20.00	65.09	66.00	6.00	140.00	h6	H9	28.00	0.91	4.00
NEW 860.1-0500-035A1-MM	●	5.00	35.00	81.09	82.00	6.00	140.00	h6	H9	44.00	0.91	7.00
NEW 860.1-0510-020A1-MM	●	5.10	20.00	65.07	66.00	6.00	140.00	h6	H9	28.00	0.93	3.92
NEW 860.1-0510-035A1-MM	●	5.10	35.00	81.07	82.00	6.00	140.00	h6	H9	44.00	0.93	6.86
NEW 860.1-0516-020A1-MM	●	5.16	20.00	65.06	66.00	6.00	140.00	h6	H9	28.00	0.94	3.88
NEW 860.1-0516-035A1-MM	●	5.16	35.00	81.06	82.00	6.00	140.00	h6	H9	44.00	0.94	6.78
NEW 860.1-0520-020A1-MM	●	5.20	20.00	65.05	66.00	6.00	140.00	h6	H9	28.00	0.95	3.85
NEW 860.1-0520-035A1-MM	●	5.20	35.00	81.05	82.00	6.00	140.00	h6	H9	44.00	0.95	6.73
NEW 860.1-0530-020A1-MM	●	5.30	20.00	65.04	66.00	6.00	140.00	h6	H9	28.00	0.96	3.77
NEW 860.1-0530-035A1-MM	●	5.30	35.00	81.04	82.00	6.00	140.00	h6	H9	44.00	0.96	6.60
NEW 860.1-0540-020A1-MM	●	5.40	20.00	65.02	66.00	6.00	140.00	h6	H9	28.00	0.98	3.70
NEW 860.1-0540-035A1-MM	●	5.40	35.00	81.02	82.00	6.00	140.00	h6	H9	44.00	0.98	6.48
NEW 860.1-0550-020A1-MM	●	5.50	20.00	65.00	66.00	6.00	140.00	h6	H9	28.00	1.00	3.64
NEW 860.1-0550-035A1-MM	●	5.50	35.00	81.00	82.00	6.00	140.00	h6	H9	44.00	1.00	6.36
NEW 860.1-0555-020A1-MM	●	5.55	20.00	64.99	66.00	6.00	140.00	h6	H9	28.00	1.01	3.60
NEW 860.1-0555-035A1-MM	●	5.55	35.00	80.99	82.00	6.00	140.00	h6	H9	44.00	1.01	6.31
NEW 860.1-0556-020A1-MM	●	5.56	20.00	64.99	66.00	6.00	140.00	h6	H9	28.00	1.01	3.60
NEW 860.1-0556-035A1-MM	●	5.56	35.00	80.99	82.00	6.00	140.00	h6	H9	44.00	1.01	6.30
NEW 860.1-0560-020A1-MM	●	5.60	20.00	64.98	66.00	6.00	140.00	h6	H9	28.00	1.02	3.57
NEW 860.1-0560-035A1-MM	●	5.60	35.00	80.98	82.00	6.00	140.00	h6	H9	44.00	1.02	6.25
NEW 860.1-0570-020A1-MM	●	5.70	20.00	64.96	66.00	6.00	140.00	h6	H9	28.00	1.04	3.51
NEW 860.1-0570-035A1-MM	●	5.70	35.00	80.96	82.00	6.00	140.00	h6	H9	44.00	1.04	6.14
NEW 860.1-0580-020A1-MM	●	5.80	20.00	64.94	66.00	6.00	140.00	h6	H9	28.00	1.06	3.45
NEW 860.1-0580-035A1-MM	●	5.80	35.00	80.94	82.00	6.00	140.00	h6	H9	44.00	1.06	6.03
NEW 860.1-0590-020A1-MM	●	5.90	20.00	64.93	66.00	6.00	140.00	h6	H9	28.00	1.07	3.39
NEW 860.1-0590-035A1-MM	●	5.90	35.00	80.93	82.00	6.00	140.00	h6	H9	44.00	1.07	5.93
NEW 860.1-0595-020A1-MM	●	5.95	20.00	64.92	66.00	6.00	140.00	h6	H9	28.00	1.08	3.36

● = First choice ○ = Good choice



CoroDrill® 860-MM Solid carbide drill

Internal coolant supply



Metric (mm)

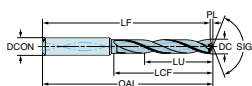
		M											
Ordering code	M2BM	DC [mm]	LU [mm]	LF [mm]	OAL [mm]	DCON _{MS} [mm]	SIG [deg]	TCDCON	TCHA	LCF [mm]	PL [mm]	ULDR	
NEW	860.1-0595-035A1-MM	●	5.95	35.00	80.92	82.00	6.00	140.00	h6	H9	44.00	1.08	5.88
NEW	860.1-0610-024A1-MM	●	6.10	24.00	77.89	79.00	8.00	140.00	h6	H9	34.00	1.11	3.93
NEW	860.1-0610-043A1-MM	●	6.10	43.00	89.89	91.00	8.00	140.00	h6	H9	53.00	1.11	7.05
NEW	860.1-0620-024A1-MM	●	6.20	24.00	77.87	79.00	8.00	140.00	h6	H9	34.00	1.13	3.87
NEW	860.1-0620-043A1-MM	●	6.20	43.00	89.87	91.00	8.00	140.00	h6	H9	53.00	1.13	6.94
NEW	860.1-0630-024A1-MM	●	6.30	24.00	77.85	79.00	8.00	140.00	h6	H9	34.00	1.15	3.81
NEW	860.1-0630-043A1-MM	●	6.30	43.00	89.85	91.00	8.00	140.00	h6	H9	53.00	1.15	6.83
NEW	860.1-0635-024A1-MM	●	6.35	24.00	77.84	79.00	8.00	140.00	h6	H9	34.00	1.16	3.78
NEW	860.1-0635-043A1-MM	●	6.35	43.00	89.84	91.00	8.00	140.00	h6	H9	53.00	1.16	6.77
NEW	860.1-0640-024A1-MM	●	6.40	24.00	77.83	79.00	8.00	140.00	h6	H9	34.00	1.16	3.75
NEW	860.1-0640-043A1-MM	●	6.40	43.00	89.83	91.00	8.00	140.00	h6	H9	53.00	1.16	6.72
NEW	860.1-0650-024A1-MM	●	6.50	24.00	77.82	79.00	8.00	140.00	h6	H9	34.00	1.18	3.69
NEW	860.1-0650-043A1-MM	●	6.50	43.00	89.82	91.00	8.00	140.00	h6	H9	53.00	1.18	6.62
NEW	860.1-0660-024A1-MM	●	6.60	24.00	77.80	79.00	8.00	140.00	h6	H9	34.00	1.20	3.64
NEW	860.1-0660-043A1-MM	●	6.60	43.00	89.80	91.00	8.00	140.00	h6	H9	53.00	1.20	6.52
NEW	860.1-0670-024A1-MM	●	6.70	24.00	77.78	79.00	8.00	140.00	h6	H9	34.00	1.22	3.58
NEW	860.1-0670-043A1-MM	●	6.70	43.00	89.78	91.00	8.00	140.00	h6	H9	53.00	1.22	6.42
NEW	860.1-0675-024A1-MM	●	6.75	24.00	77.77	79.00	8.00	140.00	h6	H9	34.00	1.23	3.56
NEW	860.1-0675-043A1-MM	●	6.75	43.00	89.77	91.00	8.00	140.00	h6	H9	53.00	1.23	6.37
NEW	860.1-0680-024A1-MM	●	6.80	24.00	77.76	79.00	8.00	140.00	h6	H9	34.00	1.24	3.53
NEW	860.1-0680-043A1-MM	●	6.80	43.00	89.76	91.00	8.00	140.00	h6	H9	53.00	1.24	6.32
NEW	860.1-0690-024A1-MM	●	6.90	24.00	77.74	79.00	8.00	140.00	h6	H9	34.00	1.26	3.48
NEW	860.1-0690-043A1-MM	●	6.90	43.00	89.74	91.00	8.00	140.00	h6	H9	53.00	1.26	6.23
NEW	860.1-0700-024A1-MM	●	7.00	24.00	77.73	79.00	8.00	140.00	h6	H9	34.00	1.27	3.43
NEW	860.1-0700-043A1-MM	●	7.00	43.00	89.73	91.00	8.00	140.00	h6	H9	53.00	1.27	6.14
NEW	860.1-0710-029A1-MM	●	7.10	29.00	77.71	79.00	8.00	140.00	h6	H9	41.00	1.29	4.08
NEW	860.1-0710-043A1-MM	●	7.10	43.00	89.71	91.00	8.00	140.00	h6	H9	53.00	1.29	6.06

● = First choice ○ = Good choice



CoroDrill® 860-MM Solid carbide drill

Internal coolant supply



Metric (mm)

M

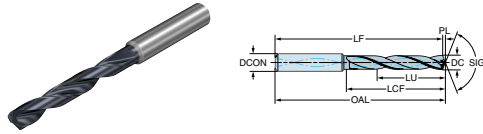
Ordering code	M2BM	DC [mm]	LU [mm]	LF [mm]	OAL [mm]	DCON _{MS} [mm]	SIG [deg]	TCDCON	TCHA	LCF [mm]	PL [mm]	ULDR
NEW 860.1-0714-029A1-MM	●	7.14	29.00	77.70	79.00	8.00	140.00	h6	H9	41.00	1.30	4.06
NEW 860.1-0714-043A1-MM	●	7.14	43.00	89.70	91.00	8.00	140.00	h6	H9	53.00	1.30	6.02
NEW 860.1-0720-029A1-MM	●	7.20	29.00	77.69	79.00	8.00	140.00	h6	H9	41.00	1.31	4.03
NEW 860.1-0720-043A1-MM	●	7.20	43.00	89.69	91.00	8.00	140.00	h6	H9	53.00	1.31	5.97
NEW 860.1-0730-029A1-MM	●	7.30	29.00	77.67	79.00	8.00	140.00	h6	H9	41.00	1.33	3.97
NEW 860.1-0730-043A1-MM	●	7.30	43.00	89.67	91.00	8.00	140.00	h6	H9	53.00	1.33	5.89
NEW 860.1-0740-029A1-MM	●	7.40	29.00	77.65	79.00	8.00	140.00	h6	H9	41.00	1.35	3.92
NEW 860.1-0740-043A1-MM	●	7.40	43.00	89.65	91.00	8.00	140.00	h6	H9	53.00	1.35	5.81
NEW 860.1-0750-029A1-MM	●	7.50	29.00	77.64	79.00	8.00	140.00	h6	H9	41.00	1.37	3.87
NEW 860.1-0750-043A1-MM	●	7.50	43.00	89.64	91.00	8.00	140.00	h6	H9	53.00	1.37	5.73
NEW 860.1-0754-029A1-MM	●	7.54	29.00	77.63	79.00	8.00	140.00	h6	H9	41.00	1.37	3.85
NEW 860.1-0754-043A1-MM	●	7.54	43.00	89.63	91.00	8.00	140.00	h6	H9	53.00	1.37	5.70
NEW 860.1-0760-029A1-MM	●	7.60	29.00	77.62	79.00	8.00	140.00	h6	H9	41.00	1.38	3.82
NEW 860.1-0760-043A1-MM	●	7.60	43.00	89.62	91.00	8.00	140.00	h6	H9	53.00	1.38	5.66
NEW 860.1-0770-029A1-MM	●	7.70	29.00	77.60	79.00	8.00	140.00	h6	H9	41.00	1.40	3.77
NEW 860.1-0770-043A1-MM	●	7.70	43.00	89.60	91.00	8.00	140.00	h6	H9	53.00	1.40	5.58
NEW 860.1-0780-029A1-MM	●	7.80	29.00	77.58	79.00	8.00	140.00	h6	H9	41.00	1.42	3.72
NEW 860.1-0780-043A1-MM	●	7.80	43.00	89.58	91.00	8.00	140.00	h6	H9	53.00	1.42	5.51
NEW 860.1-0790-029A1-MM	●	7.90	29.00	77.56	79.00	8.00	140.00	h6	H9	41.00	1.44	3.67
NEW 860.1-0790-043A1-MM	●	7.90	43.00	89.56	91.00	8.00	140.00	h6	H9	53.00	1.44	5.44
NEW 860.1-0794-029A1-MM	●	7.94	29.00	77.56	79.00	8.00	140.00	h6	H9	41.00	1.45	3.65
NEW 860.1-0794-043A1-MM	●	7.94	43.00	89.56	91.00	8.00	140.00	h6	H9	53.00	1.45	5.42
NEW 860.1-0810-035A1-MM	●	8.10	35.00	87.53	89.00	10.00	140.00	h6	H9	47.00	1.47	4.32
NEW 860.1-0810-049A1-MM	●	8.10	49.00	101.53	103.00	10.00	140.00	h6	H9	61.00	1.47	6.05
NEW 860.1-0820-035A1-MM	●	8.20	35.00	87.51	89.00	10.00	140.00	h6	H9	47.00	1.49	4.27
NEW 860.1-0820-049A1-MM	●	8.20	49.00	101.51	103.00	10.00	140.00	h6	H9	61.00	1.49	5.98
NEW 860.1-0830-035A1-MM	●	8.30	35.00	87.49	89.00	10.00	140.00	h6	H9	47.00	1.51	4.22

● = First choice ○ = Good choice



CoroDrill® 860-MM Solid carbide drill

Internal coolant supply



Metric (mm)

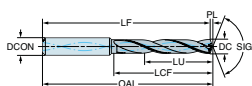
		M											
Ordering code	M2BM	DC [mm]	LU [mm]	LF [mm]	OAL [mm]	DCON _{MS} [mm]	SIG [deg]	TDCON	TCHA	LCF [mm]	PL [mm]	ULDR	
NEW	860.1-0830-049A1-MM	●	8.30	49.00	101.49	103.00	10.00	140.00	h6	H9	61.00	1.51	5.90
NEW	860.1-0833-035A1-MM	●	8.33	35.00	87.48	89.00	10.00	140.00	h6	H9	47.00	1.52	4.20
NEW	860.1-0833-049A1-MM	●	8.33	49.00	101.48	103.00	10.00	140.00	h6	H9	61.00	1.52	5.88
NEW	860.1-0840-035A1-MM	●	8.40	35.00	87.47	89.00	10.00	140.00	h6	H9	47.00	1.53	4.17
NEW	860.1-0840-049A1-MM	●	8.40	49.00	101.47	103.00	10.00	140.00	h6	H9	61.00	1.53	5.83
NEW	860.1-0850-035A1-MM	●	8.50	35.00	87.45	89.00	10.00	140.00	h6	H9	47.00	1.55	4.12
NEW	860.1-0850-049A1-MM	●	8.50	49.00	101.45	103.00	10.00	140.00	h6	H9	61.00	1.55	5.76
NEW	860.1-0860-035A1-MM	●	8.60	35.00	87.43	89.00	10.00	140.00	h6	H9	47.00	1.57	4.07
NEW	860.1-0860-049A1-MM	●	8.60	49.00	101.43	103.00	10.00	140.00	h6	H9	61.00	1.57	5.70
NEW	860.1-0870-035A1-MM	●	8.70	35.00	87.42	89.00	10.00	140.00	h6	H9	47.00	1.58	4.02
NEW	860.1-0870-049A1-MM	●	8.70	49.00	101.42	103.00	10.00	140.00	h6	H9	61.00	1.58	5.63
NEW	860.1-0873-035A1-MM	●	8.73	35.00	87.41	89.00	10.00	140.00	h6	H9	47.00	1.59	4.01
NEW	860.1-0873-049A1-MM	●	8.73	49.00	101.41	103.00	10.00	140.00	h6	H9	61.00	1.59	5.61
NEW	860.1-0880-035A1-MM	●	8.80	35.00	87.40	89.00	10.00	140.00	h6	H9	47.00	1.60	3.98
NEW	860.1-0880-049A1-MM	●	8.80	49.00	101.40	103.00	10.00	140.00	h6	H9	61.00	1.60	5.57
NEW	860.1-0890-035A1-MM	●	8.90	35.00	87.38	89.00	10.00	140.00	h6	H9	47.00	1.62	3.93
NEW	860.1-0890-049A1-MM	●	8.90	49.00	101.38	103.00	10.00	140.00	h6	H9	61.00	1.62	5.51
NEW	860.1-0900-035A1-MM	●	9.00	35.00	87.36	89.00	10.00	140.00	h6	H9	47.00	1.64	3.89
NEW	860.1-0900-049A1-MM	●	9.00	49.00	101.36	103.00	10.00	140.00	h6	H9	61.00	1.64	5.44
NEW	860.1-0910-035A1-MM	●	9.10	35.00	87.34	89.00	10.00	140.00	h6	H9	47.00	1.66	3.85
NEW	860.1-0910-049A1-MM	●	9.10	49.00	101.34	103.00	10.00	140.00	h6	H9	61.00	1.66	5.38
NEW	860.1-0913-035A1-MM	●	9.13	35.00	87.34	89.00	10.00	140.00	h6	H9	47.00	1.66	3.83
NEW	860.1-0913-049A1-MM	●	9.13	49.00	101.34	103.00	10.00	140.00	h6	H9	61.00	1.66	5.37
NEW	860.1-0920-035A1-MM	●	9.20	35.00	87.33	89.00	10.00	140.00	h6	H9	47.00	1.67	3.80
NEW	860.1-0920-049A1-MM	●	9.20	49.00	101.33	103.00	10.00	140.00	h6	H9	61.00	1.67	5.33
NEW	860.1-0930-035A1-MM	●	9.30	35.00	87.31	89.00	10.00	140.00	h6	H9	47.00	1.69	3.76
NEW	860.1-0930-049A1-MM	●	9.30	49.00	101.31	103.00	10.00	140.00	h6	H9	61.00	1.69	5.27

● = First choice ○ = Good choice



CoroDrill® 860-MM Solid carbide drill

Internal coolant supply



Metric (mm)

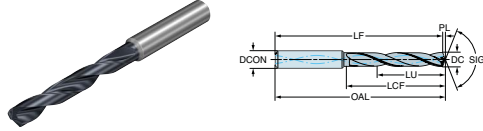
		M											
Ordering code	M2BM	DC [mm]	LU [mm]	LF [mm]	OAL [mm]	DCON _{MS} [mm]	SIG [deg]	TCDCON	TCHA	LCF [mm]	PL [mm]	ULDR	
NEW	860.1-0940-035A1-MM	●	9.40	35.00	87.29	89.00	10.00	140.00	h6	H9	47.00	1.71	3.72
NEW	860.1-0940-049A1-MM	●	9.40	49.00	101.29	103.00	10.00	140.00	h6	H9	61.00	1.71	5.21
NEW	860.1-0950-035A1-MM	●	9.50	35.00	87.27	89.00	10.00	140.00	h6	H9	47.00	1.73	3.68
NEW	860.1-0950-049A1-MM	●	9.50	49.00	101.27	103.00	10.00	140.00	h6	H9	61.00	1.73	5.16
NEW	860.1-0953-035A1-MM	●	9.52	35.00	87.27	89.00	10.00	140.00	h6	H9	47.00	1.73	3.67
NEW	860.1-0953-049A1-MM	●	9.52	49.00	101.27	103.00	10.00	140.00	h6	H9	61.00	1.73	5.14
NEW	860.1-0960-035A1-MM	●	9.60	35.00	87.25	89.00	10.00	140.00	h6	H9	47.00	1.75	3.65
NEW	860.1-0960-049A1-MM	●	9.60	49.00	101.25	103.00	10.00	140.00	h6	H9	61.00	1.75	5.10
NEW	860.1-0970-035A1-MM	●	9.70	35.00	87.24	89.00	10.00	140.00	h6	H9	47.00	1.76	3.61
NEW	860.1-0970-049A1-MM	●	9.70	49.00	101.24	103.00	10.00	140.00	h6	H9	61.00	1.76	5.05
NEW	860.1-0980-035A1-MM	●	9.80	35.00	87.22	89.00	10.00	140.00	h6	H9	47.00	1.78	3.57
NEW	860.1-0980-049A1-MM	●	9.80	49.00	101.22	103.00	10.00	140.00	h6	H9	61.00	1.78	5.00
NEW	860.1-0990-035A1-MM	●	9.90	35.00	87.20	89.00	10.00	140.00	h6	H9	47.00	1.80	3.54
NEW	860.1-0990-049A1-MM	●	9.90	49.00	101.20	103.00	10.00	140.00	h6	H9	61.00	1.80	4.95
NEW	860.1-0992-035A1-MM	●	9.92	35.00	87.19	89.00	10.00	140.00	h6	H9	47.00	1.80	3.53
NEW	860.1-0992-049A1-MM	●	9.92	49.00	101.19	103.00	10.00	140.00	h6	H9	61.00	1.80	4.94
NEW	860.1-1010-040A1-MM	●	10.10	40.00	100.16	102.00	12.00	140.00	h6	H9	55.00	1.84	3.96
NEW	860.1-1010-056A1-MM	●	10.10	56.00	116.16	118.00	12.00	140.00	h6	H9	71.00	1.84	5.54
NEW	860.1-1020-040A1-MM	●	10.20	40.00	100.14	102.00	12.00	140.00	h6	H9	55.00	1.86	3.92
NEW	860.1-1020-056A1-MM	●	10.20	56.00	116.14	118.00	12.00	140.00	h6	H9	71.00	1.86	5.49
NEW	860.1-1030-040A1-MM	●	10.30	40.00	100.13	102.00	12.00	140.00	h6	H9	55.00	1.87	3.88
NEW	860.1-1030-056A1-MM	●	10.30	56.00	116.13	118.00	12.00	140.00	h6	H9	71.00	1.87	5.44
NEW	860.1-1032-040A1-MM	●	10.32	40.00	100.12	102.00	12.00	140.00	h6	H9	55.00	1.88	3.88
NEW	860.1-1032-056A1-MM	●	10.32	56.00	116.12	118.00	12.00	140.00	h6	H9	71.00	1.88	5.43
NEW	860.1-1040-040A1-MM	●	10.40	40.00	100.11	102.00	12.00	140.00	h6	H9	55.00	1.89	3.85
NEW	860.1-1040-056A1-MM	●	10.40	56.00	116.11	118.00	12.00	140.00	h6	H9	71.00	1.89	5.38
NEW	860.1-1050-040A1-MM	●	10.50	40.00	100.09	102.00	12.00	140.00	h6	H9	55.00	1.91	3.81

● = First choice ○ = Good choice



CoroDrill® 860-MM Solid carbide drill

Internal coolant supply



Metric (mm)

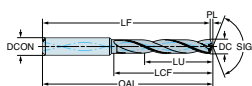
		M											
Ordering code	M2BM	DC [mm]	LU [mm]	LF [mm]	OAL [mm]	DCON _{MS} [mm]	SIG [deg]	TCDCON	TCHA	LCF [mm]	PL [mm]	ULDR	
NEW	860.1-1050-056A1-MM	●	10.50	56.00	116.09	118.00	12.00	140.00	h6	H9	71.00	1.91	5.33
NEW	860.1-1060-040A1-MM	●	10.60	40.00	100.07	102.00	12.00	140.00	h6	H9	55.00	1.93	3.77
NEW	860.1-1060-056A1-MM	●	10.60	56.00	116.07	118.00	12.00	140.00	h6	H9	71.00	1.93	5.28
NEW	860.1-1070-040A1-MM	●	10.70	40.00	100.05	102.00	12.00	140.00	h6	H9	55.00	1.95	3.74
NEW	860.1-1070-056A1-MM	●	10.70	56.00	116.05	118.00	12.00	140.00	h6	H9	71.00	1.95	5.23
NEW	860.1-1072-040A1-MM	●	10.72	40.00	100.05	102.00	12.00	140.00	h6	H9	55.00	1.95	3.73
NEW	860.1-1072-056A1-MM	●	10.72	56.00	116.05	118.00	12.00	140.00	h6	H9	71.00	1.95	5.23
NEW	860.1-1080-040A1-MM	●	10.80	40.00	100.04	102.00	12.00	140.00	h6	H9	55.00	1.97	3.70
NEW	860.1-1080-056A1-MM	●	10.80	56.00	116.04	118.00	12.00	140.00	h6	H9	71.00	1.97	5.19
NEW	860.1-1090-040A1-MM	●	10.90	40.00	100.02	102.00	12.00	140.00	h6	H9	55.00	1.98	3.67
NEW	860.1-1090-056A1-MM	●	10.90	56.00	116.02	118.00	12.00	140.00	h6	H9	71.00	1.98	5.14
NEW	860.1-1100-040A1-MM	●	11.00	40.00	100.00	102.00	12.00	140.00	h6	H9	55.00	2.00	3.64
NEW	860.1-1100-056A1-MM	●	11.00	56.00	116.00	118.00	12.00	140.00	h6	H9	71.00	2.00	5.09
NEW	860.1-1110-040A1-MM	●	11.10	40.00	99.98	102.00	12.00	140.00	h6	H9	55.00	2.02	3.60
NEW	860.1-1110-056A1-MM	●	11.10	56.00	115.98	118.00	12.00	140.00	h6	H9	71.00	2.02	5.05
NEW	860.1-1111-040A1-MM	●	11.11	40.00	99.98	102.00	12.00	140.00	h6	H9	55.00	2.02	3.60
NEW	860.1-1111-056A1-MM	●	11.11	56.00	115.98	118.00	12.00	140.00	h6	H9	71.00	2.02	5.04
NEW	860.1-1120-040A1-MM	●	11.20	40.00	99.96	102.00	12.00	140.00	h6	H9	55.00	2.04	3.57
NEW	860.1-1120-056A1-MM	●	11.20	56.00	115.96	118.00	12.00	140.00	h6	H9	71.00	2.04	5.00
NEW	860.1-1130-040A1-MM	●	11.30	40.00	99.94	102.00	12.00	140.00	h6	H9	55.00	2.06	3.54
NEW	860.1-1130-056A1-MM	●	11.30	56.00	115.94	118.00	12.00	140.00	h6	H9	71.00	2.06	4.96
NEW	860.1-1140-040A1-MM	●	11.40	40.00	99.93	102.00	12.00	140.00	h6	H9	55.00	2.08	3.51
NEW	860.1-1140-056A1-MM	●	11.40	56.00	115.93	118.00	12.00	140.00	h6	H9	71.00	2.08	4.91
NEW	860.1-1150-040A1-MM	●	11.50	40.00	99.91	102.00	12.00	140.00	h6	H9	55.00	2.09	3.48
NEW	860.1-1150-056A1-MM	●	11.50	56.00	115.91	118.00	12.00	140.00	h6	H9	71.00	2.09	4.87
NEW	860.1-1151-040A1-MM	●	11.51	40.00	99.90	102.00	12.00	140.00	h6	H9	55.00	2.10	3.48
NEW	860.1-1151-056A1-MM	●	11.51	56.00	115.90	118.00	12.00	140.00	h6	H9	71.00	2.10	4.87

● = First choice ○ = Good choice



CoroDrill® 860-MM Solid carbide drill

Internal coolant supply



Metric (mm)

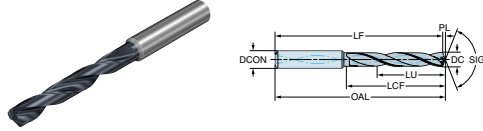
		M											
Ordering code	M2BM	DC [mm]	LU [mm]	LF [mm]	OAL [mm]	DCON _{MS} [mm]	SIG [deg]	TCDCON	TCHA	LCF [mm]	PL [mm]	ULDR	
NEW	860.1-1160-040A1-MM	●	11.60	40.00	99.89	102.00	12.00	140.00	h6	H9	55.00	2.11	3.45
NEW	860.1-1160-056A1-MM	●	11.60	56.00	115.89	118.00	12.00	140.00	h6	H9	71.00	2.11	4.83
NEW	860.1-1170-040A1-MM	●	11.70	40.00	99.87	102.00	12.00	140.00	h6	H9	55.00	2.13	3.42
NEW	860.1-1170-056A1-MM	●	11.70	56.00	115.87	118.00	12.00	140.00	h6	H9	71.00	2.13	4.79
NEW	860.1-1180-040A1-MM	●	11.80	40.00	99.85	102.00	12.00	140.00	h6	H9	55.00	2.15	3.39
NEW	860.1-1180-056A1-MM	●	11.80	56.00	115.85	118.00	12.00	140.00	h6	H9	71.00	2.15	4.75
NEW	860.1-1190-040A1-MM	●	11.90	40.00	99.83	102.00	12.00	140.00	h6	H9	55.00	2.17	3.36
NEW	860.1-1190-056A1-MM	●	11.90	56.00	115.83	118.00	12.00	140.00	h6	H9	71.00	2.17	4.71
NEW	860.1-1210-043A1-MM	●	12.10	43.00	104.80	107.00	14.00	140.00	h6	H9	60.00	2.20	3.55
NEW	860.1-1210-060A1-MM	●	12.10	60.00	121.80	124.00	14.00	140.00	h6	H9	77.00	2.20	4.96
NEW	860.1-1220-043A1-MM	●	12.20	43.00	104.78	107.00	14.00	140.00	h6	H9	60.00	2.22	3.52
NEW	860.1-1220-060A1-MM	●	12.20	60.00	121.78	124.00	14.00	140.00	h6	H9	77.00	2.22	4.92
NEW	860.1-1230-043A1-MM	●	12.30	43.00	104.76	107.00	14.00	140.00	h6	H9	60.00	2.24	3.50
NEW	860.1-1230-060A1-MM	●	12.30	60.00	121.76	124.00	14.00	140.00	h6	H9	77.00	2.24	4.88
NEW	860.1-1250-043A1-MM	●	12.50	43.00	104.72	107.00	14.00	140.00	h6	H9	60.00	2.28	3.44
NEW	860.1-1250-060A1-MM	●	12.50	60.00	121.72	124.00	14.00	140.00	h6	H9	77.00	2.28	4.80
NEW	860.1-1260-043A1-MM	●	12.60	43.00	104.71	107.00	14.00	140.00	h6	H9	60.00	2.29	3.41
NEW	860.1-1260-060A1-MM	●	12.60	60.00	121.71	124.00	14.00	140.00	h6	H9	77.00	2.29	4.76
NEW	860.1-1270-043A1-MM	●	12.70	43.00	104.69	107.00	14.00	140.00	h6	H9	60.00	2.31	3.39
NEW	860.1-1270-060A1-MM	●	12.70	60.00	121.69	124.00	14.00	140.00	h6	H9	77.00	2.31	4.72
NEW	860.1-1280-043A1-MM	●	12.80	43.00	104.67	107.00	14.00	140.00	h6	H9	60.00	2.33	3.36
NEW	860.1-1280-060A1-MM	●	12.80	60.00	121.67	124.00	14.00	140.00	h6	H9	77.00	2.33	4.69
NEW	860.1-1290-043A1-MM	●	12.90	43.00	104.65	107.00	14.00	140.00	h6	H9	60.00	2.35	3.33
NEW	860.1-1290-060A1-MM	●	12.90	60.00	121.65	124.00	14.00	140.00	h6	H9	77.00	2.35	4.65
NEW	860.1-1300-043A1-MM	●	13.00	43.00	104.63	107.00	14.00	140.00	h6	H9	60.00	2.37	3.31
NEW	860.1-1300-060A1-MM	●	13.00	60.00	121.63	124.00	14.00	140.00	h6	H9	77.00	2.37	4.62
NEW	860.1-1310-043A1-MM	●	13.10	43.00	104.62	107.00	14.00	140.00	h6	H9	60.00	2.38	3.28

● = First choice ○ = Good choice



CoroDrill® 860-MM Solid carbide drill

Internal coolant supply



Metric (mm)

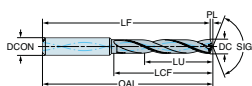
		M											
Ordering code	M2BM	DC [mm]	LU [mm]	LF [mm]	OAL [mm]	DCON _{MS} [mm]	SIG [deg]	TDCON	TCHA	LCF [mm]	PL [mm]	ULDR	
NEW	860.1-1310-060A1-MM	●	13.10	60.00	121.62	124.00	14.00	140.00	h6	H9	77.00	2.38	4.58
NEW	860.1-1330-043A1-MM	●	13.30	43.00	104.58	107.00	14.00	140.00	h6	H9	60.00	2.42	3.23
NEW	860.1-1330-060A1-MM	●	13.30	60.00	121.58	124.00	14.00	140.00	h6	H9	77.00	2.42	4.51
NEW	860.1-1349-043A1-MM	●	13.49	43.00	104.54	107.00	14.00	140.00	h6	H9	60.00	2.45	3.19
NEW	860.1-1349-060A1-MM	●	13.49	60.00	121.54	124.00	14.00	140.00	h6	H9	77.00	2.45	4.45
NEW	860.1-1350-043A1-MM	●	13.50	43.00	104.54	107.00	14.00	140.00	h6	H9	60.00	2.46	3.19
NEW	860.1-1350-060A1-MM	●	13.50	60.00	121.54	124.00	14.00	140.00	h6	H9	77.00	2.46	4.44
NEW	860.1-1380-043A1-MM	●	13.80	43.00	104.49	107.00	14.00	140.00	h6	H9	60.00	2.51	3.12
NEW	860.1-1380-060A1-MM	●	13.80	60.00	121.49	124.00	14.00	140.00	h6	H9	77.00	2.51	4.35
NEW	860.1-1400-043A1-MM	●	14.00	43.00	104.45	107.00	14.00	140.00	h6	H9	60.00	2.55	3.07
NEW	860.1-1420-063A1-MM	●	14.20	63.00	130.42	133.00	16.00	140.00	h6	H9	83.00	2.58	4.44
NEW	860.1-1429-045A1-MM	●	14.29	45.00	112.40	115.00	16.00	140.00	h6	H9	65.00	2.60	3.15
NEW	860.1-1429-063A1-MM	●	14.29	63.00	130.40	133.00	16.00	140.00	h6	H9	83.00	2.60	4.41
NEW	860.1-1440-045A1-MM	●	14.40	45.00	112.38	115.00	16.00	140.00	h6	H9	65.00	2.62	3.13
NEW	860.1-1440-063A1-MM	●	14.40	63.00	130.38	133.00	16.00	140.00	h6	H9	83.00	2.62	4.38
NEW	860.1-1450-045A1-MM	●	14.50	45.00	112.36	115.00	16.00	140.00	h6	H9	65.00	2.64	3.10
NEW	860.1-1450-063A1-MM	●	14.50	63.00	130.36	133.00	16.00	140.00	h6	H9	83.00	2.64	4.34
NEW	860.1-1475-045A1-MM	●	14.75	45.00	112.32	115.00	16.00	140.00	h6	H9	65.00	2.68	3.05
NEW	860.1-1475-063A1-MM	●	14.75	63.00	130.32	133.00	16.00	140.00	h6	H9	83.00	2.68	4.27
NEW	860.1-1480-045A1-MM	●	14.80	45.00	112.31	115.00	16.00	140.00	h6	H9	65.00	2.69	3.04
NEW	860.1-1480-063A1-MM	●	14.80	63.00	130.31	133.00	16.00	140.00	h6	H9	83.00	2.69	4.26
NEW	860.1-1500-045A1-MM	●	15.00	45.00	112.27	115.00	16.00	140.00	h6	H9	65.00	2.73	3.00
NEW	860.1-1500-063A1-MM	●	15.00	63.00	130.27	133.00	16.00	140.00	h6	H9	83.00	2.73	4.20
NEW	860.1-1510-045A1-MM	●	15.10	45.00	112.25	115.00	16.00	140.00	h6	H9	65.00	2.75	2.98
NEW	860.1-1510-063A1-MM	●	15.10	63.00	130.25	133.00	16.00	140.00	h6	H9	83.00	2.75	4.17
NEW	860.1-1520-045A1-MM	●	15.20	45.00	112.23	115.00	16.00	140.00	h6	H9	65.00	2.77	2.96
NEW	860.1-1520-063A1-MM	●	15.20	63.00	130.23	133.00	16.00	140.00	h6	H9	83.00	2.77	4.14

● = First choice ○ = Good choice



CoroDrill® 860-MM Solid carbide drill

Internal coolant supply



Metric (mm)

M

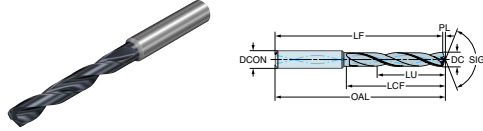
Ordering code	M2BM	DC [mm]	LU [mm]	LF [mm]	OAL [mm]	DCON _{MS} [mm]	SIG [deg]	TCDCON	TCHA	LCF [mm]	PL [mm]	ULDR
NEW 860.1-1530-045A1-MM	●	15.30	45.00	112.22	115.00	16.00	140.00	h6	H9	65.00	2.78	2.94
NEW 860.1-1530-063A1-MM	●	15.30	63.00	130.22	133.00	16.00	140.00	h6	H9	83.00	2.78	4.12
NEW 860.1-1550-045A1-MM	●	15.50	45.00	112.18	115.00	16.00	140.00	h6	H9	65.00	2.82	2.90
NEW 860.1-1550-063A1-MM	●	15.50	63.00	130.18	133.00	16.00	140.00	h6	H9	83.00	2.82	4.06
NEW 860.1-1580-045A1-MM	●	15.80	45.00	112.13	115.00	16.00	140.00	h6	H9	65.00	2.88	2.85
NEW 860.1-1580-063A1-MM	●	15.80	63.00	130.13	133.00	16.00	140.00	h6	H9	83.00	2.88	3.99
NEW 860.1-1588-045A1-MM	●	15.88	45.00	112.11	115.00	16.00	140.00	h6	H9	65.00	2.89	2.83
NEW 860.1-1588-063A1-MM	●	15.88	63.00	130.11	133.00	16.00	140.00	h6	H9	83.00	2.89	3.97
NEW 860.1-1650-051A1-MM	●	16.50	51.00	120.00	123.00	18.00	140.00	h6	H9	73.00	3.00	3.09
NEW 860.1-1650-071A1-MM	●	16.50	71.00	140.00	143.00	18.00	140.00	h6	H9	93.00	3.00	4.30
NEW 860.1-1700-051A1-MM	●	17.00	51.00	119.91	123.00	18.00	140.00	h6	H9	73.00	3.09	3.00
NEW 860.1-1700-071A1-MM	●	17.00	71.00	139.91	143.00	18.00	140.00	h6	H9	93.00	3.09	4.18
NEW 860.1-1750-051A1-MM	●	17.50	51.00	119.82	123.00	18.00	140.00	h6	H9	73.00	3.18	2.91
NEW 860.1-1750-071A1-MM	●	17.50	71.00	139.82	143.00	18.00	140.00	h6	H9	93.00	3.18	4.06
NEW 860.1-1850-055A1-MM	●	18.50	55.00	127.63	131.00	20.00	140.00	h6	H9	79.00	3.37	2.97
NEW 860.1-1850-077A1-MM	●	18.50	77.00	149.63	153.00	20.00	140.00	h6	H9	101.00	3.37	4.16
NEW 860.1-1900-055A1-MM	●	19.00	55.00	127.54	131.00	20.00	140.00	h6	H9	79.00	3.46	2.89
NEW 860.1-1900-077A1-MM	●	19.00	77.00	149.54	153.00	20.00	140.00	h6	H9	101.00	3.46	4.05
NEW 860.1-1950-055A1-MM	●	19.50	55.00	127.45	131.00	20.00	140.00	h6	H9	79.00	3.55	2.82
NEW 860.1-1950-077A1-MM	●	19.50	77.00	149.45	153.00	20.00	140.00	h6	H9	101.00	3.55	3.95

● = First choice ○ = Good choice



CoroDrill® 860-MM Solid carbide drill

Internal coolant supply



Imperial (inch)

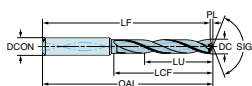
		M											
Ordering code	M2BM	DC [inch]	LU [inch]	LF [inch]	OAL [inch]	DCON _{MS} [inch]	SIG [deg]	TDCON	TCHA	LCF [inch]	PL [inch]	ULDR	
NEW	860.1-0300-014A1-MM	●	0.118	0.551	2.419	2.441	0.236	140.000	h6	H9	0.787	0.021	4.67
NEW	860.1-0300-019A1-MM	●	0.118	0.748	2.577	2.598	0.236	140.000	h6	H9	0.945	0.021	6.33
NEW	860.1-0310-014A1-MM	●	0.122	0.551	2.419	2.441	0.236	140.000	h6	H9	0.787	0.022	4.52
NEW	860.1-0310-019A1-MM	●	0.122	0.748	2.576	2.598	0.236	140.000	h6	H9	0.945	0.022	6.13
NEW	860.1-0318-014A1-MM	●	0.125	0.551	2.418	2.441	0.236	140.000	h6	H9	0.787	0.023	4.41
NEW	860.1-0318-019A1-MM	●	0.125	0.748	2.576	2.598	0.236	140.000	h6	H9	0.945	0.023	5.98
NEW	860.1-0320-014A1-MM	●	0.126	0.551	2.418	2.441	0.236	140.000	h6	H9	0.787	0.023	4.38
NEW	860.1-0320-019A1-MM	●	0.126	0.748	2.576	2.598	0.236	140.000	h6	H9	0.945	0.023	5.94
NEW	860.1-0325-014A1-MM	●	0.128	0.551	2.418	2.441	0.236	140.000	h6	H9	0.787	0.023	4.31
NEW	860.1-0325-019A1-MM	●	0.128	0.748	2.575	2.598	0.236	140.000	h6	H9	0.945	0.023	5.85
NEW	860.1-0330-014A1-MM	●	0.130	0.551	2.417	2.441	0.236	140.000	h6	H9	0.787	0.024	4.24
NEW	860.1-0330-019A1-MM	●	0.130	0.748	2.575	2.598	0.236	140.000	h6	H9	0.945	0.024	5.76
NEW	860.1-0340-014A1-MM	●	0.134	0.551	2.417	2.441	0.236	140.000	h6	H9	0.787	0.024	4.12
NEW	860.1-0340-019A1-MM	●	0.134	0.748	2.574	2.598	0.236	140.000	h6	H9	0.945	0.024	5.59
NEW	860.1-0350-014A1-MM	●	0.138	0.551	2.416	2.441	0.236	140.000	h6	H9	0.787	0.025	4.00
NEW	860.1-0350-019A1-MM	●	0.138	0.748	2.573	2.598	0.236	140.000	h6	H9	0.945	0.025	5.43
NEW	860.1-0357-014A1-MM	●	0.141	0.551	2.415	2.441	0.236	140.000	h6	H9	0.787	0.026	3.92
NEW	860.1-0357-019A1-MM	●	0.141	0.748	2.573	2.598	0.236	140.000	h6	H9	0.945	0.026	5.32
NEW	860.1-0360-014A1-MM	●	0.142	0.551	2.415	2.441	0.236	140.000	h6	H9	0.787	0.026	3.89
NEW	860.1-0360-019A1-MM	●	0.142	0.748	2.573	2.598	0.236	140.000	h6	H9	0.945	0.026	5.28
NEW	860.1-0370-014A1-MM	●	0.146	0.551	2.414	2.441	0.236	140.000	h6	H9	0.787	0.026	3.78
NEW	860.1-0370-019A1-MM	●	0.146	0.748	2.572	2.598	0.236	140.000	h6	H9	0.945	0.026	5.14
NEW	860.1-0380-017A1-MM	●	0.150	0.669	2.571	2.598	0.236	140.000	h6	H9	0.945	0.027	4.47
NEW	860.1-0380-029A1-MM	●	0.150	1.142	2.886	2.913	0.236	140.000	h6	H9	1.417	0.027	7.63
NEW	860.1-0390-017A1-MM	●	0.154	0.669	2.570	2.598	0.236	140.000	h6	H9	0.945	0.028	4.36
NEW	860.1-0390-029A1-MM	●	0.154	1.142	2.885	2.913	0.236	140.000	h6	H9	1.417	0.028	7.44
NEW	860.1-0397-017A1-MM	●	0.156	0.669	2.570	2.598	0.236	140.000	h6	H9	0.945	0.028	4.28

● = First choice ○ = Good choice



CoroDrill® 860-MM Solid carbide drill

Internal coolant supply



Imperial (inch)

M

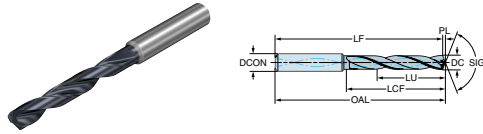
Ordering code	M2BM	DC [inch]	LU [inch]	LF [inch]	OAL [inch]	DCON _{MS} [inch]	SIG [deg]	TCDCON	TCHA	LCF [inch]	PL [inch]	ULDR
NEW 860.1-0397-029A1-MM	●	0.156	1.142	2.885	2.913	0.236	140.000	h6	H9	1.417	0.028	7.31
NEW 860.1-0400-017A1-MM	●	0.157	0.669	2.570	2.598	0.236	140.000	h6	H9	0.945	0.029	4.25
NEW 860.1-0400-029A1-MM	●	0.157	1.142	2.885	2.913	0.236	140.000	h6	H9	1.417	0.029	7.25
NEW 860.1-0410-017A1-MM	●	0.161	0.669	2.569	2.598	0.236	140.000	h6	H9	0.945	0.029	4.15
NEW 860.1-0410-029A1-MM	●	0.161	1.142	2.884	2.913	0.236	140.000	h6	H9	1.417	0.029	7.07
NEW 860.1-0420-017A1-MM	●	0.165	0.669	2.568	2.598	0.236	140.000	h6	H9	0.945	0.030	4.05
NEW 860.1-0420-029A1-MM	●	0.165	1.142	2.883	2.913	0.236	140.000	h6	H9	1.417	0.030	6.90
NEW 860.1-0430-017A1-MM	●	0.169	0.669	2.568	2.598	0.236	140.000	h6	H9	0.945	0.031	3.95
NEW 860.1-0430-029A1-MM	●	0.169	1.142	2.883	2.913	0.236	140.000	h6	H9	1.417	0.031	6.74
NEW 860.1-0437-017A1-MM	●	0.172	0.669	2.567	2.598	0.236	140.000	h6	H9	0.945	0.031	3.89
NEW 860.1-0437-029A1-MM	●	0.172	1.142	2.882	2.913	0.236	140.000	h6	H9	1.417	0.031	6.64
NEW 860.1-0440-017A1-MM	●	0.173	0.669	2.567	2.598	0.236	140.000	h6	H9	0.945	0.032	3.86
NEW 860.1-0440-029A1-MM	●	0.173	1.142	2.882	2.913	0.236	140.000	h6	H9	1.417	0.032	6.59
NEW 860.1-0450-017A1-MM	●	0.177	0.669	2.566	2.598	0.236	140.000	h6	H9	0.945	0.032	3.78
NEW 860.1-0450-029A1-MM	●	0.177	1.142	2.881	2.913	0.236	140.000	h6	H9	1.417	0.032	6.44
NEW 860.1-0460-017A1-MM	●	0.181	0.669	2.565	2.598	0.236	140.000	h6	H9	0.945	0.033	3.70
NEW 860.1-0460-029A1-MM	●	0.181	1.142	2.880	2.913	0.236	140.000	h6	H9	1.417	0.033	6.30
NEW 860.1-0465-017A1-MM	●	0.183	0.669	2.565	2.598	0.236	140.000	h6	H9	0.945	0.033	3.66
NEW 860.1-0465-029A1-MM	●	0.183	1.142	2.880	2.913	0.236	140.000	h6	H9	1.417	0.033	6.24
NEW 860.1-0470-017A1-MM	●	0.185	0.669	2.565	2.598	0.236	140.000	h6	H9	0.945	0.034	3.62
NEW 860.1-0470-029A1-MM	●	0.185	1.142	2.880	2.913	0.236	140.000	h6	H9	1.417	0.034	6.17
NEW 860.1-0476-020A1-MM	●	0.188	0.787	2.564	2.598	0.236	140.000	h6	H9	1.102	0.034	4.20
NEW 860.1-0476-035A1-MM	●	0.188	1.378	3.194	3.228	0.236	140.000	h6	H9	1.732	0.034	7.35
NEW 860.1-0480-020A1-MM	●	0.189	0.787	2.564	2.598	0.236	140.000	h6	H9	1.102	0.034	4.17
NEW 860.1-0480-035A1-MM	●	0.189	1.378	3.194	3.228	0.236	140.000	h6	H9	1.732	0.034	7.29
NEW 860.1-0490-020A1-MM	●	0.193	0.787	2.563	2.598	0.236	140.000	h6	H9	1.102	0.035	4.08
NEW 860.1-0490-035A1-MM	●	0.193	1.378	3.193	3.228	0.236	140.000	h6	H9	1.732	0.035	7.14

● = First choice ○ = Good choice



CoroDrill® 860-MM Solid carbide drill

Internal coolant supply



Imperial (inch)

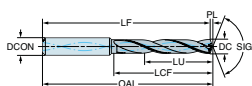
		M											
Ordering code	M2BM	DC [inch]	LU [inch]	LF [inch]	OAL [inch]	DCON _{MS} [inch]	SIG [deg]	TDCON	TCHA	LCF [inch]	PL [inch]	ULDR	
NEW 860.1-0500-020A1-MM	●	0.197	0.787	2.563	2.598	0.236	140.000	h6	H9	1.102	0.036	4.00	
NEW 860.1-0500-035A1-MM	●	0.197	1.378	3.193	3.228	0.236	140.000	h6	H9	1.732	0.036	7.00	
NEW 860.1-0510-020A1-MM	●	0.201	0.787	2.562	2.598	0.236	140.000	h6	H9	1.102	0.037	3.92	
NEW 860.1-0510-035A1-MM	●	0.201	1.378	3.192	3.228	0.236	140.000	h6	H9	1.732	0.037	6.86	
NEW 860.1-0516-020A1-MM	●	0.203	0.787	2.561	2.598	0.236	140.000	h6	H9	1.102	0.037	3.88	
NEW 860.1-0516-035A1-MM	●	0.203	1.378	3.191	3.228	0.236	140.000	h6	H9	1.732	0.037	6.78	
NEW 860.1-0520-020A1-MM	●	0.205	0.787	2.561	2.598	0.236	140.000	h6	H9	1.102	0.037	3.85	
NEW 860.1-0520-035A1-MM	●	0.205	1.378	3.191	3.228	0.236	140.000	h6	H9	1.732	0.037	6.73	
NEW 860.1-0530-020A1-MM	●	0.209	0.787	2.560	2.598	0.236	140.000	h6	H9	1.102	0.038	3.77	
NEW 860.1-0530-035A1-MM	●	0.209	1.378	3.190	3.228	0.236	140.000	h6	H9	1.732	0.038	6.60	
NEW 860.1-0540-020A1-MM	●	0.213	0.787	2.560	2.598	0.236	140.000	h6	H9	1.102	0.039	3.70	
NEW 860.1-0540-035A1-MM	●	0.213	1.378	3.190	3.228	0.236	140.000	h6	H9	1.732	0.039	6.48	
NEW 860.1-0550-020A1-MM	●	0.217	0.787	2.559	2.598	0.236	140.000	h6	H9	1.102	0.039	3.64	
NEW 860.1-0550-035A1-MM	●	0.217	1.378	3.189	3.228	0.236	140.000	h6	H9	1.732	0.039	6.36	
NEW 860.1-0555-020A1-MM	●	0.219	0.787	2.559	2.598	0.236	140.000	h6	H9	1.102	0.040	3.60	
NEW 860.1-0555-035A1-MM	●	0.219	1.378	3.189	3.228	0.236	140.000	h6	H9	1.732	0.040	6.31	
NEW 860.1-0556-020A1-MM	●	0.219	0.787	2.559	2.598	0.236	140.000	h6	H9	1.102	0.040	3.60	
NEW 860.1-0556-035A1-MM	●	0.219	1.378	3.189	3.228	0.236	140.000	h6	H9	1.732	0.040	6.30	
NEW 860.1-0560-020A1-MM	●	0.220	0.787	2.558	2.598	0.236	140.000	h6	H9	1.102	0.040	3.57	
NEW 860.1-0560-035A1-MM	●	0.220	1.378	3.188	3.228	0.236	140.000	h6	H9	1.732	0.040	6.25	
NEW 860.1-0570-020A1-MM	●	0.224	0.787	2.558	2.598	0.236	140.000	h6	H9	1.102	0.041	3.51	
NEW 860.1-0570-035A1-MM	●	0.224	1.378	3.188	3.228	0.236	140.000	h6	H9	1.732	0.041	6.14	
NEW 860.1-0580-020A1-MM	●	0.228	0.787	2.557	2.598	0.236	140.000	h6	H9	1.102	0.042	3.45	
NEW 860.1-0580-035A1-MM	●	0.228	1.378	3.187	3.228	0.236	140.000	h6	H9	1.732	0.042	6.03	
NEW 860.1-0590-020A1-MM	●	0.232	0.787	2.556	2.598	0.236	140.000	h6	H9	1.102	0.042	3.39	
NEW 860.1-0590-035A1-MM	●	0.232	1.378	3.186	3.228	0.236	140.000	h6	H9	1.732	0.042	5.93	
NEW 860.1-0595-020A1-MM	●	0.234	0.787	2.556	2.598	0.236	140.000	h6	H9	1.102	0.043	3.36	

● = First choice ○ = Good choice



CoroDrill® 860-MM Solid carbide drill

Internal coolant supply



Imperial (inch)

M

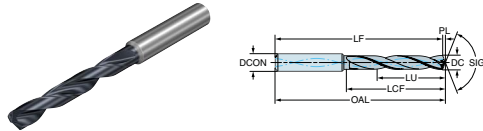
Ordering code	M2BM	DC [inch]	LU [inch]	LF [inch]	OAL [inch]	DCON _{MS} [inch]	SIG [deg]	TCDCON	TCHA	LCF [inch]	PL [inch]	ULDR
NEW 860.1-0595-035A1-MM	●	0.234	1.378	3.186	3.228	0.236	140.000	h6	H9	1.732	0.043	5.88
NEW 860.1-0610-024A1-MM	●	0.240	0.945	3.067	3.110	0.315	140.000	h6	H9	1.339	0.044	3.93
NEW 860.1-0610-043A1-MM	●	0.240	1.693	3.539	3.583	0.315	140.000	h6	H9	2.087	0.044	7.05
NEW 860.1-0620-024A1-MM	●	0.244	0.945	3.066	3.110	0.315	140.000	h6	H9	1.339	0.044	3.87
NEW 860.1-0620-043A1-MM	●	0.244	1.693	3.538	3.583	0.315	140.000	h6	H9	2.087	0.044	6.94
NEW 860.1-0630-024A1-MM	●	0.248	0.945	3.065	3.110	0.315	140.000	h6	H9	1.339	0.045	3.81
NEW 860.1-0630-043A1-MM	●	0.248	1.693	3.538	3.583	0.315	140.000	h6	H9	2.087	0.045	6.83
NEW 860.1-0635-024A1-MM	●	0.250	0.945	3.065	3.110	0.315	140.000	h6	H9	1.339	0.046	3.78
NEW 860.1-0635-043A1-MM	●	0.250	1.693	3.537	3.583	0.315	140.000	h6	H9	2.087	0.046	6.77
NEW 860.1-0640-024A1-MM	●	0.252	0.945	3.064	3.110	0.315	140.000	h6	H9	1.339	0.046	3.75
NEW 860.1-0640-043A1-MM	●	0.252	1.693	3.537	3.583	0.315	140.000	h6	H9	2.087	0.046	6.72
NEW 860.1-0650-024A1-MM	●	0.256	0.945	3.064	3.110	0.315	140.000	h6	H9	1.339	0.047	3.69
NEW 860.1-0650-043A1-MM	●	0.256	1.693	3.536	3.583	0.315	140.000	h6	H9	2.087	0.047	6.62
NEW 860.1-0660-024A1-MM	●	0.260	0.945	3.063	3.110	0.315	140.000	h6	H9	1.339	0.047	3.64
NEW 860.1-0660-043A1-MM	●	0.260	1.693	3.535	3.583	0.315	140.000	h6	H9	2.087	0.047	6.52
NEW 860.1-0670-024A1-MM	●	0.264	0.945	3.062	3.110	0.315	140.000	h6	H9	1.339	0.048	3.58
NEW 860.1-0670-043A1-MM	●	0.264	1.693	3.535	3.583	0.315	140.000	h6	H9	2.087	0.048	6.42
NEW 860.1-0675-024A1-MM	●	0.266	0.945	3.062	3.110	0.315	140.000	h6	H9	1.339	0.048	3.56
NEW 860.1-0675-043A1-MM	●	0.266	1.693	3.534	3.583	0.315	140.000	h6	H9	2.087	0.048	6.37
NEW 860.1-0680-024A1-MM	●	0.268	0.945	3.062	3.110	0.315	140.000	h6	H9	1.339	0.049	3.53
NEW 860.1-0680-043A1-MM	●	0.268	1.693	3.534	3.583	0.315	140.000	h6	H9	2.087	0.049	6.32
NEW 860.1-0690-024A1-MM	●	0.272	0.945	3.061	3.110	0.315	140.000	h6	H9	1.339	0.049	3.48
NEW 860.1-0690-043A1-MM	●	0.272	1.693	3.533	3.583	0.315	140.000	h6	H9	2.087	0.049	6.23
NEW 860.1-0700-024A1-MM	●	0.276	0.945	3.060	3.110	0.315	140.000	h6	H9	1.339	0.050	3.43
NEW 860.1-0700-043A1-MM	●	0.276	1.693	3.533	3.583	0.315	140.000	h6	H9	2.087	0.050	6.14
NEW 860.1-0710-029A1-MM	●	0.280	1.142	3.059	3.110	0.315	140.000	h6	H9	1.614	0.051	4.08
NEW 860.1-0710-043A1-MM	●	0.280	1.693	3.532	3.583	0.315	140.000	h6	H9	2.087	0.051	6.06

● = First choice ○ = Good choice



CoroDrill® 860-MM Solid carbide drill

Internal coolant supply



Imperial (inch)

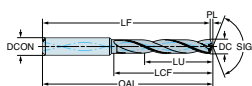
		M											
Ordering code	M2BM	DC [inch]	LU [inch]	LF [inch]	OAL [inch]	DCON _{MS} [inch]	SIG [deg]	TCDCON	TCHA	LCF [inch]	PL [inch]	ULDR	
NEW	860.1-0714-029A1-MM	●	0.281	1.142	3.059	3.110	0.315	140.000	h6	H9	1.614	0.051	4.06
NEW	860.1-0714-043A1-MM	●	0.281	1.693	3.532	3.583	0.315	140.000	h6	H9	2.087	0.051	6.02
NEW	860.1-0720-029A1-MM	●	0.283	1.142	3.059	3.110	0.315	140.000	h6	H9	1.614	0.052	4.03
NEW	860.1-0720-043A1-MM	●	0.283	1.693	3.531	3.583	0.315	140.000	h6	H9	2.087	0.052	5.97
NEW	860.1-0730-029A1-MM	●	0.287	1.142	3.058	3.110	0.315	140.000	h6	H9	1.614	0.052	3.97
NEW	860.1-0730-043A1-MM	●	0.287	1.693	3.530	3.583	0.315	140.000	h6	H9	2.087	0.052	5.89
NEW	860.1-0740-029A1-MM	●	0.291	1.142	3.057	3.110	0.315	140.000	h6	H9	1.614	0.053	3.92
NEW	860.1-0740-043A1-MM	●	0.291	1.693	3.530	3.583	0.315	140.000	h6	H9	2.087	0.053	5.81
NEW	860.1-0750-029A1-MM	●	0.295	1.142	3.056	3.110	0.315	140.000	h6	H9	1.614	0.054	3.87
NEW	860.1-0750-043A1-MM	●	0.295	1.693	3.529	3.583	0.315	140.000	h6	H9	2.087	0.054	5.73
NEW	860.1-0754-029A1-MM	●	0.297	1.142	3.056	3.110	0.315	140.000	h6	H9	1.614	0.054	3.85
NEW	860.1-0754-043A1-MM	●	0.297	1.693	3.529	3.583	0.315	140.000	h6	H9	2.087	0.054	5.70
NEW	860.1-0760-029A1-MM	●	0.299	1.142	3.056	3.110	0.315	140.000	h6	H9	1.614	0.054	3.82
NEW	860.1-0760-043A1-MM	●	0.299	1.693	3.528	3.583	0.315	140.000	h6	H9	2.087	0.054	5.66
NEW	860.1-0770-029A1-MM	●	0.303	1.142	3.055	3.110	0.315	140.000	h6	H9	1.614	0.055	3.77
NEW	860.1-0770-043A1-MM	●	0.303	1.693	3.528	3.583	0.315	140.000	h6	H9	2.087	0.055	5.58
NEW	860.1-0780-029A1-MM	●	0.307	1.142	3.054	3.110	0.315	140.000	h6	H9	1.614	0.056	3.72
NEW	860.1-0780-043A1-MM	●	0.307	1.693	3.527	3.583	0.315	140.000	h6	H9	2.087	0.056	5.51
NEW	860.1-0790-029A1-MM	●	0.311	1.142	3.054	3.110	0.315	140.000	h6	H9	1.614	0.057	3.67
NEW	860.1-0790-043A1-MM	●	0.311	1.693	3.526	3.583	0.315	140.000	h6	H9	2.087	0.057	5.44
NEW	860.1-0794-029A1-MM	●	0.313	1.142	3.053	3.110	0.315	140.000	h6	H9	1.614	0.057	3.65
NEW	860.1-0794-043A1-MM	●	0.313	1.693	3.526	3.583	0.315	140.000	h6	H9	2.087	0.057	5.42
NEW	860.1-0810-035A1-MM	●	0.319	1.378	3.446	3.504	0.394	140.000	h6	H9	1.850	0.058	4.32
NEW	860.1-0810-049A1-MM	●	0.319	1.929	3.997	4.055	0.394	140.000	h6	H9	2.402	0.058	6.05
NEW	860.1-0820-035A1-MM	●	0.323	1.378	3.445	3.504	0.394	140.000	h6	H9	1.850	0.059	4.27
NEW	860.1-0820-049A1-MM	●	0.323	1.929	3.996	4.055	0.394	140.000	h6	H9	2.402	0.059	5.98
NEW	860.1-0830-035A1-MM	●	0.327	1.378	3.444	3.504	0.394	140.000	h6	H9	1.850	0.059	4.22

● = First choice ○ = Good choice



CoroDrill® 860-MM Solid carbide drill

Internal coolant supply



Imperial (inch)

M

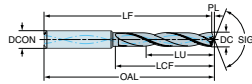
Ordering code	M2BM	DC [inch]	LU [inch]	LF [inch]	OAL [inch]	DCON _{MS} [inch]	SIG [deg]	TCDCON	TCHA	LCF [inch]	PL [inch]	ULDR
NEW 860.1-0830-049A1-MM	●	0.327	1.929	3.996	4.055	0.394	140.000	h6	H9	2.402	0.059	5.90
NEW 860.1-0833-035A1-MM	●	0.328	1.378	3.444	3.504	0.394	140.000	h6	H9	1.850	0.060	4.20
NEW 860.1-0833-049A1-MM	●	0.328	1.929	3.995	4.055	0.394	140.000	h6	H9	2.402	0.060	5.88
NEW 860.1-0840-035A1-MM	●	0.331	1.378	3.444	3.504	0.394	140.000	h6	H9	1.850	0.060	4.17
NEW 860.1-0840-049A1-MM	●	0.331	1.929	3.995	4.055	0.394	140.000	h6	H9	2.402	0.060	5.83
NEW 860.1-0850-035A1-MM	●	0.335	1.378	3.443	3.504	0.394	140.000	h6	H9	1.850	0.061	4.12
NEW 860.1-0850-049A1-MM	●	0.335	1.929	3.994	4.055	0.394	140.000	h6	H9	2.402	0.061	5.76
NEW 860.1-0860-035A1-MM	●	0.339	1.378	3.442	3.504	0.394	140.000	h6	H9	1.850	0.062	4.07
NEW 860.1-0860-049A1-MM	●	0.339	1.929	3.994	4.055	0.394	140.000	h6	H9	2.402	0.062	5.70
NEW 860.1-0870-035A1-MM	●	0.343	1.378	3.442	3.504	0.394	140.000	h6	H9	1.850	0.062	4.02
NEW 860.1-0870-049A1-MM	●	0.343	1.929	3.993	4.055	0.394	140.000	h6	H9	2.402	0.062	5.63
NEW 860.1-0873-035A1-MM	●	0.344	1.378	3.441	3.504	0.394	140.000	h6	H9	1.850	0.063	4.01
NEW 860.1-0873-049A1-MM	●	0.344	1.929	3.993	4.055	0.394	140.000	h6	H9	2.402	0.063	5.61
NEW 860.1-0880-035A1-MM	●	0.346	1.378	3.441	3.504	0.394	140.000	h6	H9	1.850	0.063	3.98
NEW 860.1-0880-049A1-MM	●	0.346	1.929	3.992	4.055	0.394	140.000	h6	H9	2.402	0.063	5.57
NEW 860.1-0890-035A1-MM	●	0.350	1.378	3.440	3.504	0.394	140.000	h6	H9	1.850	0.064	3.93
NEW 860.1-0890-049A1-MM	●	0.350	1.929	3.991	4.055	0.394	140.000	h6	H9	2.402	0.064	5.51
NEW 860.1-0900-035A1-MM	●	0.354	1.378	3.439	3.504	0.394	140.000	h6	H9	1.850	0.064	3.89
NEW 860.1-0900-049A1-MM	●	0.354	1.929	3.991	4.055	0.394	140.000	h6	H9	2.402	0.064	5.44
NEW 860.1-0910-035A1-MM	●	0.358	1.378	3.439	3.504	0.394	140.000	h6	H9	1.850	0.065	3.85
NEW 860.1-0910-049A1-MM	●	0.358	1.929	3.990	4.055	0.394	140.000	h6	H9	2.402	0.065	5.38
NEW 860.1-0913-035A1-MM	●	0.359	1.378	3.439	3.504	0.394	140.000	h6	H9	1.850	0.065	3.83
NEW 860.1-0913-049A1-MM	●	0.359	1.929	3.990	4.055	0.394	140.000	h6	H9	2.402	0.065	5.37
NEW 860.1-0920-035A1-MM	●	0.362	1.378	3.438	3.504	0.394	140.000	h6	H9	1.850	0.066	3.80
NEW 860.1-0920-049A1-MM	●	0.362	1.929	3.989	4.055	0.394	140.000	h6	H9	2.402	0.066	5.33
NEW 860.1-0930-035A1-MM	●	0.366	1.378	3.437	3.504	0.394	140.000	h6	H9	1.850	0.067	3.76
NEW 860.1-0930-049A1-MM	●	0.366	1.929	3.989	4.055	0.394	140.000	h6	H9	2.402	0.067	5.27

● = First choice ○ = Good choice



CoroDrill® 860-MM Solid carbide drill

Internal coolant supply



Imperial (inch)

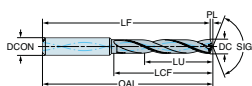
		M											
Ordering code	M2BM	DC [inch]	LU [inch]	LF [inch]	OAL [inch]	DCON _{MS} [inch]	SIG [deg]	TCDCON	TCHA	LCF [inch]	PL [inch]	ULDR	
NEW	860.1-0940-035A1-MM	●	0.370	1.378	3.437	3.504	0.394	140.000	h6	H9	1.850	0.067	3.72
NEW	860.1-0940-049A1-MM	●	0.370	1.929	3.988	4.055	0.394	140.000	h6	H9	2.402	0.067	5.21
NEW	860.1-0950-035A1-MM	●	0.374	1.378	3.436	3.504	0.394	140.000	h6	H9	1.850	0.068	3.68
NEW	860.1-0950-049A1-MM	●	0.374	1.929	3.987	4.055	0.394	140.000	h6	H9	2.402	0.068	5.16
NEW	860.1-0953-035A1-MM	●	0.375	1.378	3.436	3.504	0.394	140.000	h6	H9	1.850	0.068	3.67
NEW	860.1-0953-049A1-MM	●	0.375	1.929	3.987	4.055	0.394	140.000	h6	H9	2.402	0.068	5.14
NEW	860.1-0960-035A1-MM	●	0.378	1.378	3.435	3.504	0.394	140.000	h6	H9	1.850	0.069	3.65
NEW	860.1-0960-049A1-MM	●	0.378	1.929	3.986	4.055	0.394	140.000	h6	H9	2.402	0.069	5.10
NEW	860.1-0970-035A1-MM	●	0.382	1.378	3.434	3.504	0.394	140.000	h6	H9	1.850	0.069	3.61
NEW	860.1-0970-049A1-MM	●	0.382	1.929	3.986	4.055	0.394	140.000	h6	H9	2.402	0.069	5.05
NEW	860.1-0980-035A1-MM	●	0.386	1.378	3.434	3.504	0.394	140.000	h6	H9	1.850	0.070	3.57
NEW	860.1-0980-049A1-MM	●	0.386	1.929	3.985	4.055	0.394	140.000	h6	H9	2.402	0.070	5.00
NEW	860.1-0990-035A1-MM	●	0.390	1.378	3.433	3.504	0.394	140.000	h6	H9	1.850	0.071	3.54
NEW	860.1-0990-049A1-MM	●	0.390	1.929	3.984	4.055	0.394	140.000	h6	H9	2.402	0.071	4.95
NEW	860.1-0992-035A1-MM	●	0.391	1.378	3.433	3.504	0.394	140.000	h6	H9	1.850	0.071	3.53
NEW	860.1-0992-049A1-MM	●	0.391	1.929	3.984	4.055	0.394	140.000	h6	H9	2.402	0.071	4.94
NEW	860.1-1010-040A1-MM	●	0.398	1.575	3.943	4.016	0.472	140.000	h6	H9	2.165	0.072	3.96
NEW	860.1-1010-056A1-MM	●	0.398	2.205	4.573	4.646	0.472	140.000	h6	H9	2.795	0.072	5.54
NEW	860.1-1020-040A1-MM	●	0.402	1.575	3.943	4.016	0.472	140.000	h6	H9	2.165	0.073	3.92
NEW	860.1-1020-056A1-MM	●	0.402	2.205	4.573	4.646	0.472	140.000	h6	H9	2.795	0.073	5.49
NEW	860.1-1030-040A1-MM	●	0.406	1.575	3.942	4.016	0.472	140.000	h6	H9	2.165	0.074	3.88
NEW	860.1-1030-056A1-MM	●	0.406	2.205	4.572	4.646	0.472	140.000	h6	H9	2.795	0.074	5.44
NEW	860.1-1032-040A1-MM	●	0.406	1.575	3.942	4.016	0.472	140.000	h6	H9	2.165	0.074	3.88
NEW	860.1-1032-056A1-MM	●	0.406	2.205	4.572	4.646	0.472	140.000	h6	H9	2.795	0.074	5.43
NEW	860.1-1040-040A1-MM	●	0.409	1.575	3.941	4.016	0.472	140.000	h6	H9	2.165	0.075	3.85
NEW	860.1-1040-056A1-MM	●	0.409	2.205	4.571	4.646	0.472	140.000	h6	H9	2.795	0.075	5.38
NEW	860.1-1050-040A1-MM	●	0.413	1.575	3.941	4.016	0.472	140.000	h6	H9	2.165	0.075	3.81

● = First choice ○ = Good choice



CoroDrill® 860-MM Solid carbide drill

Internal coolant supply



Imperial (inch)

M

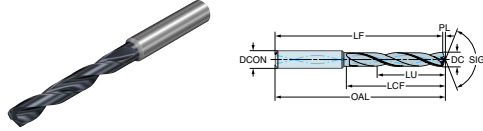
Ordering code	M2BM	DC [inch]	LU [inch]	LF [inch]	OAL [inch]	DCON _{MS} [inch]	SIG [deg]	TCDCON	TCHA	LCF [inch]	PL [inch]	ULDR
NEW 860.1-1050-056A1-MM	●	0.413	2.205	4.570	4.646	0.472	140.000	h6	H9	2.795	0.075	5.33
NEW 860.1-1060-040A1-MM	●	0.417	1.575	3.940	4.016	0.472	140.000	h6	H9	2.165	0.076	3.77
NEW 860.1-1060-056A1-MM	●	0.417	2.205	4.570	4.646	0.472	140.000	h6	H9	2.795	0.076	5.28
NEW 860.1-1070-040A1-MM	●	0.421	1.575	3.939	4.016	0.472	140.000	h6	H9	2.165	0.077	3.74
NEW 860.1-1070-056A1-MM	●	0.421	2.205	4.569	4.646	0.472	140.000	h6	H9	2.795	0.077	5.23
NEW 860.1-1072-040A1-MM	●	0.422	1.575	3.939	4.016	0.472	140.000	h6	H9	2.165	0.077	3.73
NEW 860.1-1072-056A1-MM	●	0.422	2.205	4.569	4.646	0.472	140.000	h6	H9	2.795	0.077	5.23
NEW 860.1-1080-040A1-MM	●	0.425	1.575	3.938	4.016	0.472	140.000	h6	H9	2.165	0.077	3.70
NEW 860.1-1080-056A1-MM	●	0.425	2.205	4.568	4.646	0.472	140.000	h6	H9	2.795	0.077	5.19
NEW 860.1-1090-040A1-MM	●	0.429	1.575	3.938	4.016	0.472	140.000	h6	H9	2.165	0.078	3.67
NEW 860.1-1090-056A1-MM	●	0.429	2.205	4.568	4.646	0.472	140.000	h6	H9	2.795	0.078	5.14
NEW 860.1-1100-040A1-MM	●	0.433	1.575	3.937	4.016	0.472	140.000	h6	H9	2.165	0.079	3.64
NEW 860.1-1100-056A1-MM	●	0.433	2.205	4.567	4.646	0.472	140.000	h6	H9	2.795	0.079	5.09
NEW 860.1-1110-040A1-MM	●	0.437	1.575	3.936	4.016	0.472	140.000	h6	H9	2.165	0.080	3.60
NEW 860.1-1110-056A1-MM	●	0.437	2.205	4.566	4.646	0.472	140.000	h6	H9	2.795	0.080	5.05
NEW 860.1-1111-040A1-MM	●	0.438	1.575	3.936	4.016	0.472	140.000	h6	H9	2.165	0.080	3.60
NEW 860.1-1111-056A1-MM	●	0.438	2.205	4.566	4.646	0.472	140.000	h6	H9	2.795	0.080	5.04
NEW 860.1-1120-040A1-MM	●	0.441	1.575	3.936	4.016	0.472	140.000	h6	H9	2.165	0.080	3.57
NEW 860.1-1120-056A1-MM	●	0.441	2.205	4.565	4.646	0.472	140.000	h6	H9	2.795	0.080	5.00
NEW 860.1-1130-040A1-MM	●	0.445	1.575	3.935	4.016	0.472	140.000	h6	H9	2.165	0.081	3.54
NEW 860.1-1130-056A1-MM	●	0.445	2.205	4.565	4.646	0.472	140.000	h6	H9	2.795	0.081	4.96
NEW 860.1-1140-040A1-MM	●	0.449	1.575	3.934	4.016	0.472	140.000	h6	H9	2.165	0.082	3.51
NEW 860.1-1140-056A1-MM	●	0.449	2.205	4.564	4.646	0.472	140.000	h6	H9	2.795	0.082	4.91
NEW 860.1-1150-040A1-MM	●	0.453	1.575	3.933	4.016	0.472	140.000	h6	H9	2.165	0.082	3.48
NEW 860.1-1150-056A1-MM	●	0.453	2.205	4.563	4.646	0.472	140.000	h6	H9	2.795	0.082	4.87
NEW 860.1-1151-040A1-MM	●	0.453	1.575	3.933	4.016	0.472	140.000	h6	H9	2.165	0.082	3.48
NEW 860.1-1151-056A1-MM	●	0.453	2.205	4.563	4.646	0.472	140.000	h6	H9	2.795	0.082	4.87

● = First choice ○ = Good choice



CoroDrill® 860-MM Solid carbide drill

Internal coolant supply



Imperial (inch)

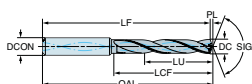
		M											
Ordering code	M2BM	DC [inch]	LU [inch]	LF [inch]	OAL [inch]	DCON _{MS} [inch]	SIG [deg]	TCDCON	TCHA	LCF [inch]	PL [inch]	ULDR	
NEW	860.1-1160-040A1-MM	●	0.457	1.575	3.933	4.016	0.472	140.000	h6	H9	2.165	0.083	3.45
NEW	860.1-1160-056A1-MM	●	0.457	2.205	4.563	4.646	0.472	140.000	h6	H9	2.795	0.083	4.83
NEW	860.1-1170-040A1-MM	●	0.461	1.575	3.932	4.016	0.472	140.000	h6	H9	2.165	0.084	3.42
NEW	860.1-1170-056A1-MM	●	0.461	2.205	4.562	4.646	0.472	140.000	h6	H9	2.795	0.084	4.79
NEW	860.1-1180-040A1-MM	●	0.465	1.575	3.931	4.016	0.472	140.000	h6	H9	2.165	0.085	3.39
NEW	860.1-1180-056A1-MM	●	0.465	2.205	4.561	4.646	0.472	140.000	h6	H9	2.795	0.085	4.75
NEW	860.1-1190-040A1-MM	●	0.469	1.575	3.930	4.016	0.472	140.000	h6	H9	2.165	0.085	3.36
NEW	860.1-1190-056A1-MM	●	0.469	2.205	4.560	4.646	0.472	140.000	h6	H9	2.795	0.085	4.71
NEW	860.1-1210-043A1-MM	●	0.476	1.693	4.126	4.213	0.551	140.000	h6	H9	2.362	0.087	3.55
NEW	860.1-1210-060A1-MM	●	0.476	2.362	4.795	4.882	0.551	140.000	h6	H9	3.031	0.087	4.96
NEW	860.1-1220-043A1-MM	●	0.480	1.693	4.125	4.213	0.551	140.000	h6	H9	2.362	0.087	3.52
NEW	860.1-1220-060A1-MM	●	0.480	2.362	4.794	4.882	0.551	140.000	h6	H9	3.031	0.087	4.92
NEW	860.1-1230-043A1-MM	●	0.484	1.693	4.124	4.213	0.551	140.000	h6	H9	2.362	0.088	3.50
NEW	860.1-1230-060A1-MM	●	0.484	2.362	4.794	4.882	0.551	140.000	h6	H9	3.031	0.088	4.88
NEW	860.1-1250-043A1-MM	●	0.492	1.693	4.123	4.213	0.551	140.000	h6	H9	2.362	0.090	3.44
NEW	860.1-1250-060A1-MM	●	0.492	2.362	4.792	4.882	0.551	140.000	h6	H9	3.031	0.090	4.80
NEW	860.1-1260-043A1-MM	●	0.496	1.693	4.122	4.213	0.551	140.000	h6	H9	2.362	0.090	3.41
NEW	860.1-1260-060A1-MM	●	0.496	2.362	4.792	4.882	0.551	140.000	h6	H9	3.031	0.090	4.76
NEW	860.1-1270-043A1-MM	●	0.500	1.693	4.122	4.213	0.551	140.000	h6	H9	2.362	0.091	3.39
NEW	860.1-1270-060A1-MM	●	0.500	2.362	4.791	4.882	0.551	140.000	h6	H9	3.031	0.091	4.72
NEW	860.1-1280-043A1-MM	●	0.504	1.693	4.121	4.213	0.551	140.000	h6	H9	2.362	0.092	3.36
NEW	860.1-1280-060A1-MM	●	0.504	2.362	4.790	4.882	0.551	140.000	h6	H9	3.031	0.092	4.69
NEW	860.1-1290-043A1-MM	●	0.508	1.693	4.120	4.213	0.551	140.000	h6	H9	2.362	0.092	3.33
NEW	860.1-1290-060A1-MM	●	0.508	2.362	4.789	4.882	0.551	140.000	h6	H9	3.031	0.092	4.65
NEW	860.1-1300-043A1-MM	●	0.512	1.693	4.119	4.213	0.551	140.000	h6	H9	2.362	0.093	3.31
NEW	860.1-1300-060A1-MM	●	0.512	2.362	4.789	4.882	0.551	140.000	h6	H9	3.031	0.093	4.62
NEW	860.1-1310-043A1-MM	●	0.516	1.693	4.119	4.213	0.551	140.000	h6	H9	2.362	0.094	3.28

● = First choice ○ = Good choice



CoroDrill® 860-MM Solid carbide drill

Internal coolant supply



Imperial (inch)

M

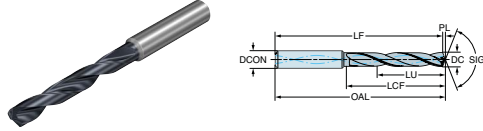
Ordering code	M2BM	DC [inch]	LU [inch]	LF [inch]	OAL [inch]	DCON _{MS} [inch]	SIG [deg]	TCDCON	TCHA	LCF [inch]	PL [inch]	ULDR
NEW 860.1-1310-060A1-MM	●	0.516	2.362	4.788	4.882	0.551	140.000	h6	H9	3.031	0.094	4.58
NEW 860.1-1330-043A1-MM	●	0.524	1.693	4.117	4.213	0.551	140.000	h6	H9	2.362	0.095	3.23
NEW 860.1-1330-060A1-MM	●	0.524	2.362	4.787	4.882	0.551	140.000	h6	H9	3.031	0.095	4.51
NEW 860.1-1349-043A1-MM	●	0.531	1.693	4.116	4.213	0.551	140.000	h6	H9	2.362	0.097	3.19
NEW 860.1-1349-060A1-MM	●	0.531	2.362	4.785	4.882	0.551	140.000	h6	H9	3.031	0.097	4.45
NEW 860.1-1350-043A1-MM	●	0.531	1.693	4.116	4.213	0.551	140.000	h6	H9	2.362	0.097	3.19
NEW 860.1-1350-060A1-MM	●	0.531	2.362	4.785	4.882	0.551	140.000	h6	H9	3.031	0.097	4.44
NEW 860.1-1380-043A1-MM	●	0.543	1.693	4.114	4.213	0.551	140.000	h6	H9	2.362	0.099	3.12
NEW 860.1-1380-060A1-MM	●	0.543	2.362	4.783	4.882	0.551	140.000	h6	H9	3.031	0.099	4.35
NEW 860.1-1400-043A1-MM	●	0.551	1.693	4.112	4.213	0.551	140.000	h6	H9	2.362	0.100	3.07
NEW 860.1-1420-063A1-MM	●	0.559	2.480	5.134	5.236	0.630	140.000	h6	H9	3.268	0.102	4.44
NEW 860.1-1429-045A1-MM	●	0.563	1.772	4.425	4.528	0.630	140.000	h6	H9	2.559	0.102	3.15
NEW 860.1-1429-063A1-MM	●	0.563	2.480	5.134	5.236	0.630	140.000	h6	H9	3.268	0.102	4.41
NEW 860.1-1440-045A1-MM	●	0.567	1.772	4.424	4.528	0.630	140.000	h6	H9	2.559	0.103	3.13
NEW 860.1-1440-063A1-MM	●	0.567	2.480	5.133	5.236	0.630	140.000	h6	H9	3.268	0.103	4.38
NEW 860.1-1450-045A1-MM	●	0.571	1.772	4.424	4.528	0.630	140.000	h6	H9	2.559	0.104	3.10
NEW 860.1-1450-063A1-MM	●	0.571	2.480	5.132	5.236	0.630	140.000	h6	H9	3.268	0.104	4.34
NEW 860.1-1475-045A1-MM	●	0.581	1.772	4.422	4.528	0.630	140.000	h6	H9	2.559	0.106	3.05
NEW 860.1-1475-063A1-MM	●	0.581	2.480	5.131	5.236	0.630	140.000	h6	H9	3.268	0.106	4.27
NEW 860.1-1480-045A1-MM	●	0.583	1.772	4.422	4.528	0.630	140.000	h6	H9	2.559	0.106	3.04
NEW 860.1-1480-063A1-MM	●	0.583	2.480	5.130	5.236	0.630	140.000	h6	H9	3.268	0.106	4.26
NEW 860.1-1500-045A1-MM	●	0.591	1.772	4.420	4.528	0.630	140.000	h6	H9	2.559	0.107	3.00
NEW 860.1-1500-063A1-MM	●	0.591	2.480	5.129	5.236	0.630	140.000	h6	H9	3.268	0.107	4.20
NEW 860.1-1510-045A1-MM	●	0.594	1.772	4.419	4.528	0.630	140.000	h6	H9	2.559	0.108	2.98
NEW 860.1-1510-063A1-MM	●	0.594	2.480	5.128	5.236	0.630	140.000	h6	H9	3.268	0.108	4.17
NEW 860.1-1520-045A1-MM	●	0.598	1.772	4.419	4.528	0.630	140.000	h6	H9	2.559	0.109	2.96
NEW 860.1-1520-063A1-MM	●	0.598	2.480	5.127	5.236	0.630	140.000	h6	H9	3.268	0.109	4.14

● = First choice ○ = Good choice



CoroDrill® 860-MM Solid carbide drill

Internal coolant supply



Imperial (inch)

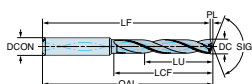
		M											
Ordering code	M2BM	DC [inch]	LU [inch]	LF [inch]	OAL [inch]	DCON _{MS} [inch]	SIG [deg]	TCDCON	TCHA	LCF [inch]	PL [inch]	ULDR	
NEW 860.1-1530-045A1-MM	●	0.602	1.772	4.418	4.528	0.630	140.000	h6	H9	2.559	0.110	2.94	
NEW 860.1-1530-063A1-MM	●	0.602	2.480	5.127	5.236	0.630	140.000	h6	H9	3.268	0.110	4.12	
NEW 860.1-1550-045A1-MM	●	0.610	1.772	4.416	4.528	0.630	140.000	h6	H9	2.559	0.111	2.90	
NEW 860.1-1550-063A1-MM	●	0.610	2.480	5.125	5.236	0.630	140.000	h6	H9	3.268	0.111	4.06	
NEW 860.1-1580-045A1-MM	●	0.622	1.772	4.414	4.528	0.630	140.000	h6	H9	2.559	0.113	2.85	
NEW 860.1-1580-063A1-MM	●	0.622	2.480	5.123	5.236	0.630	140.000	h6	H9	3.268	0.113	3.99	
NEW 860.1-1588-045A1-MM	●	0.625	1.772	4.414	4.528	0.630	140.000	h6	H9	2.559	0.114	2.83	
NEW 860.1-1588-063A1-MM	●	0.625	2.480	5.122	5.236	0.630	140.000	h6	H9	3.268	0.114	3.97	
NEW 860.1-1650-051A1-MM	●	0.650	2.008	4.724	4.843	0.709	140.000	h6	H9	2.874	0.118	3.09	
NEW 860.1-1650-071A1-MM	●	0.650	2.795	5.512	5.630	0.709	140.000	h6	H9	3.661	0.118	4.30	
NEW 860.1-1700-051A1-MM	●	0.669	2.008	4.721	4.843	0.709	140.000	h6	H9	2.874	0.122	3.00	
NEW 860.1-1700-071A1-MM	●	0.669	2.795	5.508	5.630	0.709	140.000	h6	H9	3.661	0.122	4.18	
NEW 860.1-1750-051A1-MM	●	0.689	2.008	4.717	4.843	0.709	140.000	h6	H9	2.874	0.125	2.91	
NEW 860.1-1750-071A1-MM	●	0.689	2.795	5.505	5.630	0.709	140.000	h6	H9	3.661	0.125	4.06	
NEW 860.1-1850-055A1-MM	●	0.728	2.165	5.025	5.157	0.787	140.000	h6	H9	3.110	0.133	2.97	
NEW 860.1-1850-077A1-MM	●	0.728	3.031	5.891	6.024	0.787	140.000	h6	H9	3.976	0.133	4.16	
NEW 860.1-1900-055A1-MM	●	0.748	2.165	5.021	5.157	0.787	140.000	h6	H9	3.110	0.136	2.89	
NEW 860.1-1900-077A1-MM	●	0.748	3.031	5.887	6.024	0.787	140.000	h6	H9	3.976	0.136	4.05	
NEW 860.1-1950-055A1-MM	●	0.768	2.165	5.018	5.157	0.787	140.000	h6	H9	3.110	0.140	2.82	
NEW 860.1-1950-077A1-MM	●	0.768	3.031	5.884	6.024	0.787	140.000	h6	H9	3.976	0.140	3.95	

● = First choice ○ = Good choice



CoroDrill® 860-MM Solid carbide drill

Internal coolant supply



Metric (mm)

M

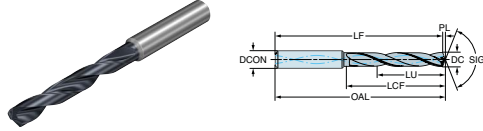
Ordering code	M2BM	DC [mm]	LU [mm]	LF [mm]	OAL [mm]	DCON _{MS} [mm]	SIG [deg]	TCDCON	TCHA	LCF [mm]	PL [mm]	ULDR
NEW 860.1-0600-020A1-MM	●	6.00	20.00	64.91	66.00	6.00	140.00	h6	H9	28.00	1.09	3.33
NEW 860.1-0600-035A1-MM	●	6.00	35.00	80.91	82.00	6.00	140.00	h6	H9	44.00	1.09	5.83
NEW 860.1-0800-029A1-MM	●	8.00	29.00	77.54	79.00	8.00	140.00	h6	H9	41.00	1.46	3.63
NEW 860.1-0800-043A1-MM	●	8.00	43.00	89.54	91.00	8.00	140.00	h6	H9	53.00	1.46	5.38
NEW 860.1-1000-035A1-MM	●	10.00	35.00	87.18	89.00	10.00	140.00	h6	H9	47.00	1.82	3.50
NEW 860.1-1000-049A1-MM	●	10.00	49.00	101.18	103.00	10.00	140.00	h6	H9	61.00	1.82	4.90
NEW 860.1-1200-040A1-MM	●	12.00	40.00	99.82	102.00	12.00	140.00	h6	H9	55.00	2.18	3.33
NEW 860.1-1200-056A1-MM	●	12.00	56.00	115.82	118.00	12.00	140.00	h6	H9	71.00	2.18	4.67
NEW 860.1-1400-060A1-MM	●	14.00	60.00	121.45	124.00	14.00	140.00	h6	H9	77.00	2.55	4.29
NEW 860.1-1420-045A1-MM	●	14.20	45.00	112.42	115.00	16.00	140.00	h6	H9	65.00	2.58	3.17
NEW 860.1-1600-045A1-MM	●	16.00	45.00	112.09	115.00	16.00	140.00	h6	H9	65.00	2.91	2.81
NEW 860.1-1600-063A1-MM	●	16.00	63.00	130.09	133.00	16.00	140.00	h6	H9	83.00	2.91	3.94
NEW 860.1-1800-051A1-MM	●	18.00	51.00	119.72	123.00	18.00	140.00	h6	H9	73.00	3.28	2.83
NEW 860.1-1800-071A1-MM	●	18.00	71.00	139.72	143.00	18.00	140.00	h6	H9	93.00	3.28	3.94
NEW 860.1-2000-055A1-MM	●	20.00	55.00	127.36	131.00	20.00	140.00	h6	H9	79.00	3.64	2.75
NEW 860.1-2000-077A1-MM	●	20.00	77.00	149.36	153.00	20.00	140.00	h6	H9	101.00	3.64	3.85

● = First choice ○ = Good choice



CoroDrill® 860-MM Solid carbide drill

Internal coolant supply



Imperial (inch)

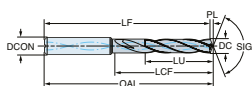

		M											
Ordering code	M2BM	DC [inch]	LU [inch]	LF [inch]	OAL [inch]	DCON _{MS} [inch]	SIG [deg]	TDCON	TCHA	LCF [inch]	PL [inch]	ULDR	
NEW 860.1-0600-020A1-MM	●	0.236	0.787	2.555	2.598	0.236	140.000	h6	H9	1.102	0.043	3.33	
NEW 860.1-0600-035A1-MM	●	0.236	1.378	3.185	3.228	0.236	140.000	h6	H9	1.732	0.043	5.83	
NEW 860.1-0800-029A1-MM	●	0.315	1.142	3.053	3.110	0.315	140.000	h6	H9	1.614	0.057	3.63	
NEW 860.1-0800-043A1-MM	●	0.315	1.693	3.525	3.583	0.315	140.000	h6	H9	2.087	0.057	5.38	
NEW 860.1-1000-035A1-MM	●	0.394	1.378	3.432	3.504	0.394	140.000	h6	H9	1.850	0.072	3.50	
NEW 860.1-1000-049A1-MM	●	0.394	1.929	3.983	4.055	0.394	140.000	h6	H9	2.402	0.072	4.90	
NEW 860.1-1200-040A1-MM	●	0.472	1.575	3.930	4.016	0.472	140.000	h6	H9	2.165	0.086	3.33	
NEW 860.1-1200-056A1-MM	●	0.472	2.205	4.560	4.646	0.472	140.000	h6	H9	2.795	0.086	4.67	
NEW 860.1-1400-060A1-MM	●	0.551	2.362	4.782	4.882	0.551	140.000	h6	H9	3.031	0.100	4.29	
NEW 860.1-1420-045A1-MM	●	0.559	1.772	4.426	4.528	0.630	140.000	h6	H9	2.559	0.102	3.17	
NEW 860.1-1600-045A1-MM	●	0.630	1.772	4.413	4.528	0.630	140.000	h6	H9	2.559	0.115	2.81	
NEW 860.1-1600-063A1-MM	●	0.630	2.480	5.122	5.236	0.630	140.000	h6	H9	3.268	0.115	3.94	
NEW 860.1-1800-051A1-MM	●	0.709	2.008	4.714	4.843	0.709	140.000	h6	H9	2.874	0.129	2.83	
NEW 860.1-1800-071A1-MM	●	0.709	2.795	5.501	5.630	0.709	140.000	h6	H9	3.661	0.129	3.94	
NEW 860.1-2000-055A1-MM	●	0.787	2.165	5.014	5.157	0.787	140.000	h6	H9	3.110	0.143	2.75	
NEW 860.1-2000-077A1-MM	●	0.787	3.031	5.880	6.024	0.787	140.000	h6	H9	3.976	0.143	3.85	

● = First choice ○ = Good choice



CoroDrill® 860-SD Solid carbide drill

Internal coolant supply



Metric (mm)

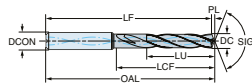
Ordering code	S	S2BM	DC [mm]	LU [mm]	LF [mm]	OAL [mm]	DCON _{MS} [mm]	SIG [deg]	TCDCON	TCHA	LCF [mm]	PL [mm]	ULDR
860.1-0300-009A1-SD	●	3.00	9.55	61.45	62.00	6.00	140.00	h6	H9	20.00	0.55	3.18	
860.1-0300-015A1-SD	●	3.00	15.55	65.45	66.00	6.00	140.00	h6	H9	28.00	0.55	5.18	
860.1-0300-024A1-SD	●	3.00	24.55	78.45	79.00	6.00	140.00	h6	H9	37.00	0.55	8.18	
860.1-0310-009A1-SD	●	3.10	9.86	61.44	62.00	6.00	140.00	h6	H9	20.00	0.56	3.18	
860.1-0310-016A1-SD	●	3.10	16.06	65.44	66.00	6.00	140.00	h6	H9	28.00	0.56	5.18	
860.1-0310-025A1-SD	●	3.10	25.36	78.44	79.00	6.00	140.00	h6	H9	37.00	0.56	8.18	
860.1-0317-010A1-SD	●	3.17	10.09	61.42	62.00	6.00	140.00	h6	H9	20.00	0.58	3.18	
860.1-0317-016A1-SD	●	3.17	16.43	65.42	66.00	6.00	140.00	h6	H9	28.00	0.58	5.17	
860.1-0317-025A1-SD	●	3.17	25.94	78.42	79.00	6.00	140.00	h6	H9	37.00	0.58	8.17	
860.1-0318-010A1-SD	●	3.18	10.12	61.42	62.00	6.00	140.00	h6	H9	20.00	0.58	3.18	
860.1-0318-016A1-SD	●	3.18	16.48	65.42	66.00	6.00	140.00	h6	H9	28.00	0.58	5.18	
860.1-0318-026A1-SD	●	3.18	26.02	78.42	79.00	6.00	140.00	h6	H9	37.00	0.58	8.18	
860.1-0320-010A1-SD	●	3.20	10.18	61.42	62.00	6.00	140.00	h6	H9	20.00	0.58	3.18	
860.1-0320-016A1-SD	●	3.20	16.58	65.42	66.00	6.00	140.00	h6	H9	28.00	0.58	5.18	
860.1-0320-026A1-SD	●	3.20	26.18	78.42	79.00	6.00	140.00	h6	H9	37.00	0.58	8.18	
860.1-0325-010A1-SD	●	3.25	10.34	61.41	62.00	6.00	140.00	h6	H9	20.00	0.59	3.18	
860.1-0325-016A1-SD	●	3.25	16.84	65.41	66.00	6.00	140.00	h6	H9	28.00	0.59	5.18	
860.1-0325-026A1-SD	●	3.25	26.59	78.41	79.00	6.00	140.00	h6	H9	37.00	0.59	8.18	
860.1-0330-010A1-SD	●	3.30	10.50	61.40	62.00	6.00	140.00	h6	H9	20.00	0.60	3.18	
860.1-0330-017A1-SD	●	3.30	17.10	65.40	66.00	6.00	140.00	h6	H9	28.00	0.60	5.18	
860.1-0330-027A1-SD	●	3.30	27.00	78.40	79.00	6.00	140.00	h6	H9	37.00	0.60	8.18	
860.1-0338-010A1-SD	●	3.38	10.76	61.38	62.00	6.00	140.00	h6	H9	20.00	0.62	3.18	
860.1-0338-017A1-SD	●	3.38	17.52	65.39	66.00	6.00	140.00	h6	H9	28.00	0.62	5.18	
860.1-0338-027A1-SD	●	3.38	27.66	78.39	79.00	6.00	140.00	h6	H9	37.00	0.62	8.18	
860.1-0340-010A1-SD	●	3.40	10.82	61.38	62.00	6.00	140.00	h6	H9	20.00	0.62	3.18	
860.1-0340-017A1-SD	●	3.40	17.62	65.38	66.00	6.00	140.00	h6	H9	28.00	0.62	5.18	
860.1-0340-027A1-SD	●	3.40	27.82	78.38	79.00	6.00	140.00	h6	H9	37.00	0.62	8.18	

● = First choice ○ = Good choice



CoroDrill® 860-SD Solid carbide drill

Internal coolant supply



Metric (mm)

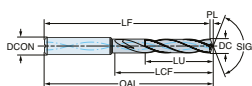
Ordering code	S											
	SZBM	DC [mm]	LU [mm]	LF [mm]	OAL [mm]	DCON _{MS} [mm]	SIG [deg]	TCDCON	TCHA	LCF [mm]	PL [mm]	ULDR
860.1-0345-010A1-SD	●	3.45	10.98	61.37	62.00	6.00	140.00	h6	H9	20.00	0.63	3.18
860.1-0345-017A1-SD	●	3.45	17.88	65.37	66.00	6.00	140.00	h6	H9	28.00	0.63	5.18
860.1-0345-028A1-SD	●	3.45	28.23	78.37	79.00	6.00	140.00	h6	H9	37.00	0.63	8.18
860.1-0350-011A1-SD	●	3.50	11.14	61.36	62.00	6.00	140.00	h6	H9	20.00	0.64	3.18
860.1-0350-018A1-SD	●	3.50	18.14	65.36	66.00	6.00	140.00	h6	H9	28.00	0.64	5.18
860.1-0350-028A1-SD	●	3.50	28.64	78.36	79.00	6.00	140.00	h6	H9	37.00	0.64	8.18
860.1-0355-011A1-SD	●	3.55	11.30	61.35	62.00	6.00	140.00	h6	H9	20.00	0.65	3.18
860.1-0355-018A1-SD	●	3.55	18.40	65.35	66.00	6.00	140.00	h6	H9	28.00	0.65	5.18
860.1-0355-029A1-SD	●	3.55	29.05	78.35	79.00	6.00	140.00	h6	H9	37.00	0.65	8.18
860.1-0357-011A1-SD	●	3.57	11.36	61.35	62.00	6.00	140.00	h6	H9	20.00	0.65	3.18
860.1-0357-018A1-SD	●	3.57	18.50	65.35	66.00	6.00	140.00	h6	H9	28.00	0.65	5.18
860.1-0357-029A1-SD	●	3.57	29.21	78.35	79.00	6.00	140.00	h6	H9	37.00	0.65	8.18
860.1-0360-011A1-SD	●	3.60	11.46	61.35	62.00	6.00	140.00	h6	H9	20.00	0.66	3.18
860.1-0360-018A1-SD	●	3.60	18.66	65.35	66.00	6.00	140.00	h6	H9	28.00	0.66	5.18
860.1-0360-029A1-SD	●	3.60	29.46	78.35	79.00	6.00	140.00	h6	H9	37.00	0.66	8.18
860.1-0370-011A1-SD	●	3.70	11.77	61.33	62.00	6.00	140.00	h6	H9	20.00	0.67	3.18
860.1-0370-019A1-SD	●	3.70	19.17	65.33	66.00	6.00	140.00	h6	H9	28.00	0.67	5.18
860.1-0370-030A1-SD	●	3.70	30.27	78.33	79.00	6.00	140.00	h6	H9	37.00	0.67	8.18
860.1-0380-012A1-SD	●	3.80	12.09	65.31	66.00	6.00	140.00	h6	H9	24.00	0.69	3.18
860.1-0380-019A1-SD	●	3.80	19.69	73.31	74.00	6.00	140.00	h6	H9	36.00	0.69	5.18
860.1-0380-031A1-SD	●	3.80	31.09	89.31	90.00	6.00	140.00	h6	H9	48.00	0.69	8.18
860.1-0390-012A1-SD	●	3.90	12.41	65.29	66.00	6.00	140.00	h6	H9	24.00	0.71	3.18
860.1-0390-020A1-SD	●	3.90	20.21	73.29	74.00	6.00	140.00	h6	H9	36.00	0.71	5.18
860.1-0390-031A1-SD	●	3.90	31.91	89.29	90.00	6.00	140.00	h6	H9	48.00	0.71	8.18
860.1-0397-012A1-SD	●	3.97	12.63	65.28	66.00	6.00	140.00	h6	H9	24.00	0.72	3.18
860.1-0397-020A1-SD	●	3.97	20.57	73.28	74.00	6.00	140.00	h6	H9	36.00	0.72	5.18
860.1-0397-032A1-SD	●	3.97	32.48	89.28	90.00	6.00	140.00	h6	H9	48.00	0.72	8.18

● = First choice ○ = Good choice



CoroDrill® 860-SD Solid carbide drill

Internal coolant supply



Metric (mm)

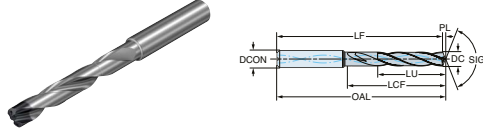
Ordering code	S											
	SBM	DC [mm]	LU [mm]	LF [mm]	OAL [mm]	DCON _{MS} [mm]	SIG [deg]	TCDCON	TCHA	LCF [mm]	PL [mm]	ULDR
860.1-0400-012A1-SD	●	4.00	12.73	65.27	66.00	6.00	140.00	h6	H9	24.00	0.73	3.18
860.1-0400-020A1-SD	●	4.00	20.73	73.27	74.00	6.00	140.00	h6	H9	36.00	0.73	5.18
860.1-0400-032A1-SD	●	4.00	32.73	89.27	90.00	6.00	140.00	h6	H9	48.00	0.73	8.18
860.1-0410-013A1-SD	●	4.10	13.05	65.25	66.00	6.00	140.00	h6	H9	24.00	0.75	3.18
860.1-0410-021A1-SD	●	4.10	21.25	73.25	74.00	6.00	140.00	h6	H9	36.00	0.75	5.18
860.1-0410-033A1-SD	●	4.10	33.55	89.25	90.00	6.00	140.00	h6	H9	48.00	0.75	8.18
860.1-0415-013A1-SD	●	4.15	13.21	65.25	66.00	6.00	140.00	h6	H9	24.00	0.76	3.18
860.1-0415-021A1-SD	●	4.15	21.51	73.25	74.00	6.00	140.00	h6	H9	36.00	0.76	5.18
860.1-0415-033A1-SD	●	4.15	33.96	89.25	90.00	6.00	140.00	h6	H9	48.00	0.76	8.18
860.1-0420-013A1-SD	●	4.20	13.36	65.24	66.00	6.00	140.00	h6	H9	24.00	0.76	3.18
860.1-0420-021A1-SD	●	4.20	21.76	73.24	74.00	6.00	140.00	h6	H9	36.00	0.76	5.18
860.1-0420-034A1-SD	●	4.20	34.36	89.24	90.00	6.00	140.00	h6	H9	48.00	0.76	8.18
860.1-0430-013A1-SD	●	4.30	13.68	65.22	66.00	6.00	140.00	h6	H9	24.00	0.78	3.18
860.1-0430-022A1-SD	●	4.30	22.28	73.22	74.00	6.00	140.00	h6	H9	36.00	0.78	5.18
860.1-0430-035A1-SD	●	4.30	35.18	89.22	90.00	6.00	140.00	h6	H9	48.00	0.78	8.18
860.1-0437-013A1-SD	●	4.37	13.91	65.21	66.00	6.00	140.00	h6	H9	24.00	0.79	3.19
860.1-0437-022A1-SD	●	4.37	22.65	73.21	74.00	6.00	140.00	h6	H9	36.00	0.79	5.19
860.1-0437-035A1-SD	●	4.37	35.76	89.21	90.00	6.00	140.00	h6	H9	48.00	0.79	8.19
860.1-0440-014A1-SD	●	4.40	14.00	65.20	66.00	6.00	140.00	h6	H9	24.00	0.80	3.18
860.1-0440-022A1-SD	●	4.40	22.80	73.20	74.00	6.00	140.00	h6	H9	36.00	0.80	5.18
860.1-0440-036A1-SD	●	4.40	36.00	89.20	90.00	6.00	140.00	h6	H9	48.00	0.80	8.18
860.1-0450-014A1-SD	●	4.50	14.32	65.18	66.00	6.00	140.00	h6	H9	24.00	0.82	3.18
860.1-0450-023A1-SD	●	4.50	23.32	73.18	74.00	6.00	140.00	h6	H9	36.00	0.82	5.18
860.1-0450-036A1-SD	●	4.50	36.82	89.18	90.00	6.00	140.00	h6	H9	48.00	0.82	8.18
860.1-0455-014A1-SD	●	4.55	14.48	65.17	66.00	6.00	140.00	h6	H9	24.00	0.83	3.18
860.1-0455-023A1-SD	●	4.55	23.58	73.17	74.00	6.00	140.00	h6	H9	36.00	0.83	5.18
860.1-0455-037A1-SD	●	4.55	37.23	89.17	90.00	6.00	140.00	h6	H9	48.00	0.83	8.18

● = First choice ○ = Good choice



CoroDrill® 860-SD Solid carbide drill

Internal coolant supply



Metric (mm)

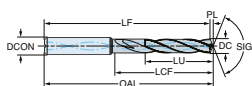
Ordering code	S											
	SZBM	DC [mm]	LU [mm]	LF [mm]	OAL [mm]	DCON _{MS} [mm]	SIG [deg]	TCDCON	TCHA	LCF [mm]	PL [mm]	ULDR
860.1-0460-014A1-SD	●	4.60	14.64	65.16	66.00	6.00	140.00	h6	H9	24.00	0.84	3.18
860.1-0460-023A1-SD	●	4.60	23.84	73.16	74.00	6.00	140.00	h6	H9	36.00	0.84	5.18
860.1-0460-037A1-SD	●	4.60	37.64	89.16	90.00	6.00	140.00	h6	H9	48.00	0.84	8.18
860.1-0465-014A1-SD	●	4.65	14.80	65.15	66.00	6.00	140.00	h6	H9	24.00	0.85	3.18
860.1-0465-024A1-SD	●	4.65	24.10	73.15	74.00	6.00	140.00	h6	H9	36.00	0.85	5.18
860.1-0465-038A1-SD	●	4.65	38.05	89.15	90.00	6.00	140.00	h6	H9	48.00	0.85	8.18
860.1-0470-014A1-SD	●	4.70	14.96	65.14	66.00	6.00	140.00	h6	H9	24.00	0.86	3.18
860.1-0470-024A1-SD	●	4.70	24.36	73.14	74.00	6.00	140.00	h6	H9	36.00	0.86	5.18
860.1-0470-038A1-SD	●	4.70	38.46	89.14	90.00	6.00	140.00	h6	H9	48.00	0.86	8.18
860.1-0476-015A1-SD	●	4.76	15.15	65.13	66.00	6.00	140.00	h6	H9	28.00	0.87	3.18
860.1-0476-024A1-SD	●	4.76	24.67	81.13	82.00	6.00	140.00	h6	H9	44.00	0.87	5.18
860.1-0476-038A1-SD	●	4.76	38.95	103.13	104.00	6.00	140.00	h6	H9	62.00	0.87	8.18
860.1-0480-015A1-SD	●	4.80	15.27	65.13	66.00	6.00	140.00	h6	H9	28.00	0.87	3.18
860.1-0480-024A1-SD	●	4.80	24.87	81.13	82.00	6.00	140.00	h6	H9	44.00	0.87	5.18
860.1-0480-039A1-SD	●	4.80	39.27	103.13	104.00	6.00	140.00	h6	H9	62.00	0.87	8.18
860.1-0490-015A1-SD	●	4.90	15.59	65.11	66.00	6.00	140.00	h6	H9	28.00	0.89	3.18
860.1-0490-025A1-SD	●	4.90	25.39	81.11	82.00	6.00	140.00	h6	H9	44.00	0.89	5.18
860.1-0490-040A1-SD	●	4.90	40.09	103.11	104.00	6.00	140.00	h6	H9	62.00	0.89	8.18
860.1-0500-015A1-SD	●	5.00	15.91	65.09	66.00	6.00	140.00	h6	H9	28.00	0.91	3.18
860.1-0500-025A1-SD	●	5.00	25.91	81.09	82.00	6.00	140.00	h6	H9	44.00	0.91	5.18
860.1-0500-040A1-SD	●	5.00	40.91	103.09	104.00	6.00	140.00	h6	H9	62.00	0.91	8.18
860.1-0510-016A1-SD	●	5.10	16.23	65.07	66.00	6.00	140.00	h6	H9	28.00	0.93	3.18
860.1-0510-026A1-SD	●	5.10	26.43	81.07	82.00	6.00	140.00	h6	H9	44.00	0.93	5.18
860.1-0510-041A1-SD	●	5.10	41.73	103.07	104.00	6.00	140.00	h6	H9	62.00	0.93	8.18
860.1-0516-016A1-SD	●	5.16	16.42	65.06	66.00	6.00	140.00	h6	H9	28.00	0.94	3.18
860.1-0516-026A1-SD	●	5.16	26.74	81.06	82.00	6.00	140.00	h6	H9	44.00	0.94	5.18
860.1-0516-042A1-SD	●	5.16	42.22	103.06	104.00	6.00	140.00	h6	H9	62.00	0.94	8.18

● = First choice ○ = Good choice



CoroDrill® 860-SD Solid carbide drill

Internal coolant supply



Metric (mm)

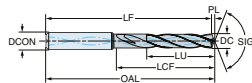
Ordering code	S											
	SBM	DC [mm]	LU [mm]	LF [mm]	OAL [mm]	DCON _{MS} [mm]	SIG [deg]	TCDCON	TCHA	LCF [mm]	PL [mm]	ULDR
860.1-0520-016A1-SD	●	5.20	16.55	65.05	66.00	6.00	140.00	h6	H9	28.00	0.95	3.18
860.1-0520-026A1-SD	●	5.20	26.95	81.05	82.00	6.00	140.00	h6	H9	44.00	0.95	5.18
860.1-0520-042A1-SD	●	5.20	42.55	103.05	104.00	6.00	140.00	h6	H9	62.00	0.95	8.18
860.1-0525-016A1-SD	●	5.25	16.71	65.04	66.00	6.00	140.00	h6	H9	28.00	0.96	3.18
860.1-0525-027A1-SD	●	5.25	27.21	81.04	82.00	6.00	140.00	h6	H9	44.00	0.96	5.18
860.1-0525-042A1-SD	●	5.25	42.96	103.04	104.00	6.00	140.00	h6	H9	62.00	0.96	8.18
860.1-0530-016A1-SD	●	5.30	16.86	65.04	66.00	6.00	140.00	h6	H9	28.00	0.96	3.18
860.1-0530-027A1-SD	●	5.30	27.46	81.04	82.00	6.00	140.00	h6	H9	44.00	0.96	5.18
860.1-0530-043A1-SD	●	5.30	43.36	103.04	104.00	6.00	140.00	h6	H9	62.00	0.96	8.18
860.1-0540-017A1-SD	●	5.40	17.18	65.02	66.00	6.00	140.00	h6	H9	28.00	0.98	3.18
860.1-0540-027A1-SD	●	5.40	27.98	81.02	82.00	6.00	140.00	h6	H9	44.00	0.98	5.18
860.1-0540-044A1-SD	●	5.40	44.18	103.02	104.00	6.00	140.00	h6	H9	62.00	0.98	8.18
860.1-0550-017A1-SD	●	5.50	17.50	65.00	66.00	6.00	140.00	h6	H9	28.00	1.00	3.18
860.1-0550-028A1-SD	●	5.50	28.50	81.00	82.00	6.00	140.00	h6	H9	44.00	1.00	5.18
860.1-0550-045A1-SD	●	5.50	45.00	103.00	104.00	6.00	140.00	h6	H9	62.00	1.00	8.18
860.1-0555-017A1-SD	●	5.55	17.66	64.99	66.00	6.00	140.00	h6	H9	28.00	1.01	3.18
860.1-0555-028A1-SD	●	5.55	28.76	80.99	82.00	6.00	140.00	h6	H9	44.00	1.01	5.18
860.1-0555-045A1-SD	●	5.55	45.41	102.99	104.00	6.00	140.00	h6	H9	62.00	1.01	8.18
860.1-0556-017A1-SD	●	5.56	17.69	64.99	66.00	6.00	140.00	h6	H9	28.00	1.01	3.18
860.1-0556-028A1-SD	●	5.56	28.81	80.99	82.00	6.00	140.00	h6	H9	44.00	1.01	5.19
860.1-0556-045A1-SD	●	5.56	45.49	102.99	104.00	6.00	140.00	h6	H9	62.00	1.01	8.19
860.1-0560-017A1-SD	●	5.60	17.82	64.98	66.00	6.00	140.00	h6	H9	28.00	1.02	3.18
860.1-0560-029A1-SD	●	5.60	29.02	80.98	82.00	6.00	140.00	h6	H9	44.00	1.02	5.18
860.1-0560-045A1-SD	●	5.60	45.82	102.98	104.00	6.00	140.00	h6	H9	62.00	1.02	8.18
860.1-0570-018A1-SD	●	5.70	18.14	64.96	66.00	6.00	140.00	h6	H9	28.00	1.04	3.18
860.1-0570-029A1-SD	●	5.70	29.54	80.96	82.00	6.00	140.00	h6	H9	44.00	1.04	5.18
860.1-0570-046A1-SD	●	5.70	46.64	102.96	104.00	6.00	140.00	h6	H9	62.00	1.04	8.18

● = First choice ○ = Good choice



CoroDrill® 860-SD Solid carbide drill

Internal coolant supply



Metric (mm)

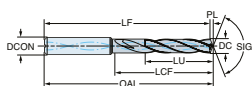
Ordering code	SZBM	DC [mm]	LU [mm]	LF [mm]	OAL [mm]	DCON _{MS} [mm]	SIG [deg]	TCDCON	TCHA	LCF [mm]	PL [mm]	ULDR
860.1-0580-018A1-SD	●	5.80	18.46	64.94	66.00	6.00	140.00	h6	H9	28.00	1.06	3.18
860.1-0580-030A1-SD	●	5.80	30.06	80.94	82.00	6.00	140.00	h6	H9	44.00	1.06	5.18
860.1-0580-047A1-SD	●	5.80	47.46	102.94	104.00	6.00	140.00	h6	H9	62.00	1.06	8.18
860.1-0590-018A1-SD	●	5.90	18.77	64.93	66.00	6.00	140.00	h6	H9	28.00	1.07	3.18
860.1-0590-030A1-SD	●	5.90	30.57	80.93	82.00	6.00	140.00	h6	H9	44.00	1.07	5.18
860.1-0590-048A1-SD	●	5.90	48.27	102.93	104.00	6.00	140.00	h6	H9	62.00	1.07	8.18
860.1-0595-018A1-SD	●	5.95	18.93	64.92	66.00	6.00	140.00	h6	H9	28.00	1.08	3.18
860.1-0595-030A1-SD	●	5.95	30.83	80.92	82.00	6.00	140.00	h6	H9	44.00	1.08	5.18
860.1-0595-048A1-SD	●	5.95	48.68	102.92	104.00	6.00	140.00	h6	H9	62.00	1.08	8.18
860.1-0610-019A1-SD	●	6.10	19.41	77.89	79.00	8.00	140.00	h6	H9	34.00	1.11	3.18
860.1-0610-031A1-SD	●	6.10	31.61	89.89	91.00	8.00	140.00	h6	H9	53.00	1.11	5.18
860.1-0610-049A1-SD	●	6.10	49.91	124.89	126.00	8.00	140.00	h6	H9	84.00	1.11	8.18
860.1-0620-019A1-SD	●	6.20	19.73	77.87	79.00	8.00	140.00	h6	H9	34.00	1.13	3.18
860.1-0620-032A1-SD	●	6.20	32.13	89.87	91.00	8.00	140.00	h6	H9	53.00	1.13	5.18
860.1-0620-050A1-SD	●	6.20	50.73	124.87	126.00	8.00	140.00	h6	H9	84.00	1.13	8.18
860.1-0630-020A1-SD	●	6.30	20.05	77.85	79.00	8.00	140.00	h6	H9	34.00	1.15	3.18
860.1-0630-032A1-SD	●	6.30	32.65	89.85	91.00	8.00	140.00	h6	H9	53.00	1.15	5.18
860.1-0630-051A1-SD	●	6.30	51.55	124.85	126.00	8.00	140.00	h6	H9	84.00	1.15	8.18
860.1-0635-020A1-SD	●	6.35	20.21	77.84	79.00	8.00	140.00	h6	H9	34.00	1.16	3.18
860.1-0635-032A1-SD	●	6.35	32.91	89.84	91.00	8.00	140.00	h6	H9	53.00	1.16	5.18
860.1-0635-051A1-SD	●	6.35	51.96	124.84	126.00	8.00	140.00	h6	H9	84.00	1.16	8.18
860.1-0640-020A1-SD	●	6.40	20.36	77.83	79.00	8.00	140.00	h6	H9	34.00	1.16	3.18
860.1-0640-033A1-SD	●	6.40	33.16	89.83	91.00	8.00	140.00	h6	H9	53.00	1.16	5.18
860.1-0640-052A1-SD	●	6.40	52.36	124.83	126.00	8.00	140.00	h6	H9	84.00	1.16	8.18
860.1-0650-020A1-SD	●	6.50	20.68	77.82	79.00	8.00	140.00	h6	H9	34.00	1.18	3.18
860.1-0650-033A1-SD	●	6.50	33.68	89.82	91.00	8.00	140.00	h6	H9	53.00	1.18	5.18
860.1-0650-053A1-SD	●	6.50	53.18	124.82	126.00	8.00	140.00	h6	H9	84.00	1.18	8.18

● = First choice ○ = Good choice



CoroDrill® 860-SD Solid carbide drill

Internal coolant supply



Metric (mm)

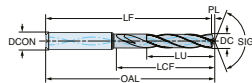
Ordering code	S											
	SBM	DC [mm]	LU [mm]	LF [mm]	OAL [mm]	DCON _{MS} [mm]	SIG [deg]	TCDCON	TCHA	LCF [mm]	PL [mm]	ULDR
860.1-0660-021A1-SD	●	6.60	21.00	77.80	79.00	8.00	140.00	h6	H9	34.00	1.20	3.18
860.1-0660-034A1-SD	●	6.60	34.20	89.80	91.00	8.00	140.00	h6	H9	53.00	1.20	5.18
860.1-0660-054A1-SD	●	6.60	54.00	124.80	126.00	8.00	140.00	h6	H9	84.00	1.20	8.18
860.1-0670-021A1-SD	●	6.70	21.32	77.78	79.00	8.00	140.00	h6	H9	34.00	1.22	3.18
860.1-0670-034A1-SD	●	6.70	34.72	89.78	91.00	8.00	140.00	h6	H9	53.00	1.22	5.18
860.1-0670-054A1-SD	●	6.70	54.82	124.78	126.00	8.00	140.00	h6	H9	84.00	1.22	8.18
860.1-0675-021A1-SD	●	6.75	21.48	77.77	79.00	8.00	140.00	h6	H9	34.00	1.23	3.18
860.1-0675-034A1-SD	●	6.75	34.98	89.77	91.00	8.00	140.00	h6	H9	53.00	1.23	5.18
860.1-0675-055A1-SD	●	6.75	55.23	124.77	126.00	8.00	140.00	h6	H9	84.00	1.23	8.19
860.1-0680-021A1-SD	●	6.80	21.64	77.76	79.00	8.00	140.00	h6	H9	34.00	1.24	3.18
860.1-0680-035A1-SD	●	6.80	35.24	89.76	91.00	8.00	140.00	h6	H9	53.00	1.24	5.18
860.1-0680-055A1-SD	●	6.80	55.64	124.76	126.00	8.00	140.00	h6	H9	84.00	1.24	8.18
860.1-0690-021A1-SD	●	6.90	21.96	77.74	79.00	8.00	140.00	h6	H9	34.00	1.26	3.18
860.1-0690-035A1-SD	●	6.90	35.76	89.74	91.00	8.00	140.00	h6	H9	53.00	1.26	5.18
860.1-0690-056A1-SD	●	6.90	56.46	124.74	126.00	8.00	140.00	h6	H9	84.00	1.26	8.18
860.1-0700-022A1-SD	●	7.00	22.27	77.73	79.00	8.00	140.00	h6	H9	34.00	1.27	3.18
860.1-0700-036A1-SD	●	7.00	36.27	89.73	91.00	8.00	140.00	h6	H9	53.00	1.27	5.18
860.1-0700-057A1-SD	●	7.00	57.27	124.73	126.00	8.00	140.00	h6	H9	84.00	1.27	8.18
860.1-0710-022A1-SD	●	7.10	22.59	77.71	79.00	8.00	140.00	h6	H9	41.00	1.29	3.18
860.1-0710-036A1-SD	●	7.10	36.79	89.71	91.00	8.00	140.00	h6	H9	53.00	1.29	5.18
860.1-0710-058A1-SD	●	7.10	58.09	124.71	126.00	8.00	140.00	h6	H9	84.00	1.29	8.18
860.1-0714-022A1-SD	●	7.14	22.72	77.70	79.00	8.00	140.00	h6	H9	41.00	1.30	3.18
860.1-0714-036A1-SD	●	7.14	37.00	89.70	91.00	8.00	140.00	h6	H9	53.00	1.30	5.18
860.1-0714-058A1-SD	●	7.14	58.42	124.70	126.00	8.00	140.00	h6	H9	84.00	1.30	8.18
860.1-0720-022A1-SD	●	7.20	22.91	77.69	79.00	8.00	140.00	h6	H9	41.00	1.31	3.18
860.1-0720-037A1-SD	●	7.20	37.31	89.69	91.00	8.00	140.00	h6	H9	53.00	1.31	5.18
860.1-0720-058A1-SD	●	7.20	58.91	124.69	126.00	8.00	140.00	h6	H9	84.00	1.31	8.18

● = First choice ○ = Good choice



CoroDrill® 860-SD Solid carbide drill

Internal coolant supply



Metric (mm)

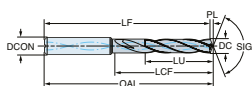

Ordering code	SZBM	DC [mm]	LU [mm]	LF [mm]	OAL [mm]	DCON _{MS} [mm]	SIG [deg]	TCDCON	TCHA	LCF [mm]	PL [mm]	ULDR
860.1-0730-023A1-SD	●	7.30	23.23	77.67	79.00	8.00	140.00	h6	H9	41.00	1.33	3.18
860.1-0730-037A1-SD	●	7.30	37.83	89.67	91.00	8.00	140.00	h6	H9	53.00	1.33	5.18
860.1-0730-059A1-SD	●	7.30	59.73	124.67	126.00	8.00	140.00	h6	H9	84.00	1.33	8.18
860.1-0740-023A1-SD	●	7.40	23.55	77.65	79.00	8.00	140.00	h6	H9	41.00	1.35	3.18
860.1-0740-038A1-SD	●	7.40	38.35	89.65	91.00	8.00	140.00	h6	H9	53.00	1.35	5.18
860.1-0740-060A1-SD	●	7.40	60.55	124.65	126.00	8.00	140.00	h6	H9	84.00	1.35	8.18
860.1-0750-023A1-SD	●	7.50	23.86	77.64	79.00	8.00	140.00	h6	H9	41.00	1.36	3.18
860.1-0750-038A1-SD	●	7.50	38.86	89.64	91.00	8.00	140.00	h6	H9	53.00	1.36	5.18
860.1-0750-061A1-SD	●	7.50	61.36	124.64	126.00	8.00	140.00	h6	H9	84.00	1.36	8.18
860.1-0754-023A1-SD	●	7.54	23.99	77.63	79.00	8.00	140.00	h6	H9	41.00	1.37	3.18
860.1-0754-039A1-SD	●	7.54	39.07	89.63	91.00	8.00	140.00	h6	H9	53.00	1.37	5.18
860.1-0754-061A1-SD	●	7.54	61.69	124.63	126.00	8.00	140.00	h6	H9	84.00	1.37	8.18
860.1-0760-024A1-SD	●	7.60	24.18	77.62	79.00	8.00	140.00	h6	H9	41.00	1.38	3.18
860.1-0760-039A1-SD	●	7.60	39.38	89.62	91.00	8.00	140.00	h6	H9	53.00	1.38	5.18
860.1-0760-062A1-SD	●	7.60	62.18	124.62	126.00	8.00	140.00	h6	H9	84.00	1.38	8.18
860.1-0770-024A1-SD	●	7.70	24.50	77.60	79.00	8.00	140.00	h6	H9	41.00	1.40	3.18
860.1-0770-039A1-SD	●	7.70	39.90	89.60	91.00	8.00	140.00	h6	H9	53.00	1.40	5.18
860.1-0770-063A1-SD	●	7.70	63.00	124.60	126.00	8.00	140.00	h6	H9	84.00	1.40	8.18
860.1-0780-024A1-SD	●	7.80	24.82	77.58	79.00	8.00	140.00	h6	H9	41.00	1.42	3.18
860.1-0780-040A1-SD	●	7.80	40.42	89.58	91.00	8.00	140.00	h6	H9	53.00	1.42	5.18
860.1-0780-063A1-SD	●	7.80	63.82	124.58	126.00	8.00	140.00	h6	H9	84.00	1.42	8.18
860.1-0790-025A1-SD	●	7.90	25.14	77.56	79.00	8.00	140.00	h6	H9	41.00	1.44	3.18
860.1-0790-040A1-SD	●	7.90	40.94	89.56	91.00	8.00	140.00	h6	H9	53.00	1.44	5.18
860.1-0790-064A1-SD	●	7.90	64.64	124.56	126.00	8.00	140.00	h6	H9	84.00	1.44	8.18
860.1-0794-025A1-SD	●	7.94	25.26	77.56	79.00	8.00	140.00	h6	H9	41.00	1.44	3.18
860.1-0794-041A1-SD	●	7.94	41.14	89.56	91.00	8.00	140.00	h6	H9	53.00	1.44	5.18
860.1-0794-064A1-SD	●	7.94	64.96	124.56	126.00	8.00	140.00	h6	H9	84.00	1.44	8.18

● = First choice ○ = Good choice



CoroDrill® 860-SD Solid carbide drill

Internal coolant supply



Metric (mm)

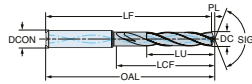
Ordering code	S											
	SBM	DC [mm]	LU [mm]	LF [mm]	OAL [mm]	DCON _{MS} [mm]	SIG [deg]	TCDCON	TCHA	LCF [mm]	PL [mm]	ULDR
860.1-0810-025A1-SD	●	8.10	25.77	87.53	89.00	10.00	140.00	h6	H9	47.00	1.47	3.18
860.1-0810-041A1-SD	●	8.10	41.97	101.53	103.00	10.00	140.00	h6	H9	61.00	1.47	5.18
860.1-0810-066A1-SD	●	8.10	66.27	150.53	152.00	10.00	140.00	h6	H9	106.00	1.47	8.18
860.1-0815-025A1-SD	●	8.15	25.93	87.52	89.00	10.00	140.00	h6	H9	47.00	1.48	3.18
860.1-0815-042A1-SD	●	8.15	42.23	101.52	103.00	10.00	140.00	h6	H9	61.00	1.48	5.18
860.1-0815-066A1-SD	●	8.15	66.68	150.52	152.00	10.00	140.00	h6	H9	106.00	1.48	8.18
860.1-0820-026A1-SD	●	8.20	26.09	87.51	89.00	10.00	140.00	h6	H9	47.00	1.49	3.18
860.1-0820-042A1-SD	●	8.20	42.49	101.51	103.00	10.00	140.00	h6	H9	61.00	1.49	5.18
860.1-0820-067A1-SD	●	8.20	67.09	150.51	152.00	10.00	140.00	h6	H9	106.00	1.49	8.18
860.1-0830-026A1-SD	●	8.30	26.41	87.49	89.00	10.00	140.00	h6	H9	47.00	1.51	3.18
860.1-0830-043A1-SD	●	8.30	43.01	101.49	103.00	10.00	140.00	h6	H9	61.00	1.51	5.18
860.1-0830-067A1-SD	●	8.30	67.91	150.49	152.00	10.00	140.00	h6	H9	106.00	1.51	8.18
860.1-0833-026A1-SD	●	8.33	26.51	87.48	89.00	10.00	140.00	h6	H9	47.00	1.52	3.18
860.1-0833-043A1-SD	●	8.33	43.17	101.48	103.00	10.00	140.00	h6	H9	61.00	1.52	5.18
860.1-0833-068A1-SD	●	8.33	68.16	150.48	152.00	10.00	140.00	h6	H9	106.00	1.52	8.18
860.1-0840-026A1-SD	●	8.40	26.73	87.47	89.00	10.00	140.00	h6	H9	47.00	1.53	3.18
860.1-0840-043A1-SD	●	8.40	43.53	101.47	103.00	10.00	140.00	h6	H9	61.00	1.53	5.18
860.1-0840-068A1-SD	●	8.40	68.73	150.47	152.00	10.00	140.00	h6	H9	106.00	1.53	8.18
860.1-0845-026A1-SD	●	8.45	26.89	87.46	89.00	10.00	140.00	h6	H9	47.00	1.54	3.18
860.1-0845-043A1-SD	●	8.45	43.79	101.46	103.00	10.00	140.00	h6	H9	61.00	1.54	5.18
860.1-0845-069A1-SD	●	8.45	69.14	150.46	152.00	10.00	140.00	h6	H9	106.00	1.54	8.18
860.1-0850-027A1-SD	●	8.50	27.05	87.45	89.00	10.00	140.00	h6	H9	47.00	1.55	3.18
860.1-0850-044A1-SD	●	8.50	44.05	101.45	103.00	10.00	140.00	h6	H9	61.00	1.55	5.18
860.1-0850-069A1-SD	●	8.50	69.55	150.45	152.00	10.00	140.00	h6	H9	106.00	1.55	8.18
860.1-0860-027A1-SD	●	8.60	27.37	87.43	89.00	10.00	140.00	h6	H9	47.00	1.57	3.18
860.1-0860-044A1-SD	●	8.60	44.57	101.43	103.00	10.00	140.00	h6	H9	61.00	1.57	5.18
860.1-0860-070A1-SD	●	8.60	70.37	150.43	152.00	10.00	140.00	h6	H9	106.00	1.57	8.18

● = First choice ○ = Good choice



CoroDrill® 860-SD Solid carbide drill

Internal coolant supply



Metric (mm)

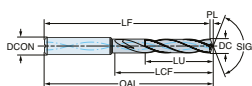
Ordering code	SZBM	DC [mm]	LU [mm]	LF [mm]	OAL [mm]	DCON _{MS} [mm]	SIG [deg]	TCDCON	TCHA	LCF [mm]	PL [mm]	ULDR
860.1-0865-027A1-SD	●	8.65	27.52	87.43	89.00	10.00	140.00	h6	H9	47.00	1.57	3.18
860.1-0865-044A1-SD	●	8.65	44.82	101.43	103.00	10.00	140.00	h6	H9	61.00	1.57	5.18
860.1-0865-070A1-SD	●	8.65	70.77	150.43	152.00	10.00	140.00	h6	H9	106.00	1.57	8.18
860.1-0870-027A1-SD	●	8.70	27.68	87.42	89.00	10.00	140.00	h6	H9	47.00	1.58	3.18
860.1-0870-045A1-SD	●	8.70	45.08	101.42	103.00	10.00	140.00	h6	H9	61.00	1.58	5.18
860.1-0870-071A1-SD	●	8.70	71.18	150.42	152.00	10.00	140.00	h6	H9	106.00	1.58	8.18
860.1-0873-027A1-SD	●	8.73	27.78	87.41	89.00	10.00	140.00	h6	H9	47.00	1.59	3.18
860.1-0873-045A1-SD	●	8.73	45.24	101.41	103.00	10.00	140.00	h6	H9	61.00	1.59	5.18
860.1-0873-071A1-SD	●	8.73	71.43	150.41	152.00	10.00	140.00	h6	H9	106.00	1.59	8.18
860.1-0880-028A1-SD	●	8.80	28.00	87.40	89.00	10.00	140.00	h6	H9	47.00	1.60	3.18
860.1-0880-045A1-SD	●	8.80	45.60	101.40	103.00	10.00	140.00	h6	H9	61.00	1.60	5.18
860.1-0880-072A1-SD	●	8.80	72.00	150.40	152.00	10.00	140.00	h6	H9	106.00	1.60	8.18
860.1-0885-028A1-SD	●	8.85	28.16	87.39	89.00	10.00	140.00	h6	H9	47.00	1.61	3.18
860.1-0885-045A1-SD	●	8.85	45.86	101.39	103.00	10.00	140.00	h6	H9	61.00	1.61	5.18
860.1-0885-072A1-SD	●	8.85	72.41	150.39	152.00	10.00	140.00	h6	H9	106.00	1.61	8.18
860.1-0890-028A1-SD	●	8.90	28.32	87.38	89.00	10.00	140.00	h6	H9	47.00	1.62	3.18
860.1-0890-046A1-SD	●	8.90	46.12	101.38	103.00	10.00	140.00	h6	H9	61.00	1.62	5.18
860.1-0890-072A1-SD	●	8.90	72.82	150.38	152.00	10.00	140.00	h6	H9	106.00	1.62	8.18
860.1-0900-028A1-SD	●	9.00	28.64	87.36	89.00	10.00	140.00	h6	H9	47.00	1.64	3.18
860.1-0900-046A1-SD	●	9.00	46.64	101.36	103.00	10.00	140.00	h6	H9	61.00	1.64	5.18
860.1-0900-073A1-SD	●	9.00	73.64	150.36	152.00	10.00	140.00	h6	H9	106.00	1.64	8.18
860.1-0910-028A1-SD	●	9.10	28.96	87.34	89.00	10.00	140.00	h6	H9	47.00	1.66	3.18
860.1-0910-047A1-SD	●	9.10	47.16	101.34	103.00	10.00	140.00	h6	H9	61.00	1.66	5.18
860.1-0910-074A1-SD	●	9.10	74.46	150.34	152.00	10.00	140.00	h6	H9	106.00	1.66	8.18
860.1-0913-029A1-SD	●	9.13	29.05	87.34	89.00	10.00	140.00	h6	H9	47.00	1.66	3.18
860.1-0913-047A1-SD	●	9.13	47.31	101.34	103.00	10.00	140.00	h6	H9	61.00	1.66	5.18
860.1-0913-074A1-SD	●	9.13	74.70	150.34	152.00	10.00	140.00	h6	H9	106.00	1.66	8.18

● = First choice ○ = Good choice



CoroDrill® 860-SD Solid carbide drill

Internal coolant supply



Metric (mm)

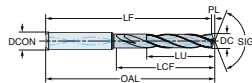
Ordering code	S											
	SBM	DC [mm]	LU [mm]	LF [mm]	OAL [mm]	DCON _{MS} [mm]	SIG [deg]	TCDCON	TCHA	LCF [mm]	PL [mm]	ULDR
860.1-0920-029A1-SD	●	9.20	29.27	87.33	89.00	10.00	140.00	h6	H9	47.00	1.67	3.18
860.1-0920-047A1-SD	●	9.20	47.50	101.33	103.00	10.00	140.00	h6	H9	61.00	1.67	5.16
860.1-0920-075A1-SD	●	9.20	75.27	150.33	152.00	10.00	140.00	h6	H9	106.00	1.67	8.18
860.1-0930-029A1-SD	●	9.30	29.59	87.31	89.00	10.00	140.00	h6	H9	47.00	1.69	3.18
860.1-0930-047A1-SD	●	9.30	47.40	101.31	103.00	10.00	140.00	h6	H9	61.00	1.69	5.10
860.1-0930-076A1-SD	●	9.30	76.09	150.31	152.00	10.00	140.00	h6	H9	106.00	1.69	8.18
860.1-0940-029A1-SD	●	9.40	29.91	87.29	89.00	10.00	140.00	h6	H9	47.00	1.71	3.18
860.1-0940-047A1-SD	●	9.40	47.40	101.29	103.00	10.00	140.00	h6	H9	61.00	1.71	5.04
860.1-0940-076A1-SD	●	9.40	76.91	150.29	152.00	10.00	140.00	h6	H9	106.00	1.71	8.18
860.1-0950-030A1-SD	●	9.50	30.23	87.27	89.00	10.00	140.00	h6	H9	47.00	1.73	3.18
860.1-0950-047A1-SD	●	9.50	47.30	101.27	103.00	10.00	140.00	h6	H9	61.00	1.73	4.98
860.1-0950-077A1-SD	●	9.50	77.73	150.27	152.00	10.00	140.00	h6	H9	106.00	1.73	8.18
860.1-0952-030A1-SD	●	9.52	30.29	87.27	89.00	10.00	140.00	h6	H9	47.00	1.73	3.18
860.1-0952-047A1-SD	●	9.52	47.30	101.27	103.00	10.00	140.00	h6	H9	61.00	1.73	4.97
860.1-0952-077A1-SD	●	9.52	77.89	150.27	152.00	10.00	140.00	h6	H9	106.00	1.73	8.18
860.1-0953-030A1-SD	●	9.52	30.32	87.27	89.00	10.00	140.00	h6	H9	47.00	1.73	3.18
860.1-0953-047A1-SD	●	9.52	47.30	101.27	103.00	10.00	140.00	h6	H9	61.00	1.73	4.97
860.1-0953-077A1-SD	●	9.52	77.97	150.27	152.00	10.00	140.00	h6	H9	106.00	1.73	8.19
860.1-0955-030A1-SD	●	9.55	30.39	87.26	89.00	10.00	140.00	h6	H9	47.00	1.74	3.18
860.1-0955-047A1-SD	●	9.55	47.20	101.26	103.00	10.00	140.00	h6	H9	61.00	1.74	4.94
860.1-0955-078A1-SD	●	9.55	78.14	150.26	152.00	10.00	140.00	h6	H9	106.00	1.74	8.18
860.1-0960-030A1-SD	●	9.60	30.55	87.25	89.00	10.00	140.00	h6	H9	47.00	1.75	3.18
860.1-0960-047A1-SD	●	9.60	47.20	101.25	103.00	10.00	140.00	h6	H9	61.00	1.75	4.92
860.1-0960-078A1-SD	●	9.60	78.55	150.25	152.00	10.00	140.00	h6	H9	106.00	1.75	8.18
860.1-0970-030A1-SD	●	9.70	30.87	87.24	89.00	10.00	140.00	h6	H9	47.00	1.77	3.18
860.1-0970-047A1-SD	●	9.70	47.10	101.24	103.00	10.00	140.00	h6	H9	61.00	1.77	4.86
860.1-0970-079A1-SD	●	9.70	79.37	150.24	152.00	10.00	140.00	h6	H9	106.00	1.77	8.18

● = First choice ○ = Good choice



CoroDrill® 860-SD Solid carbide drill

Internal coolant supply



Metric (mm)

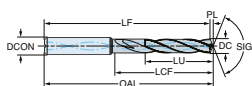
Ordering code	SZBM	DC [mm]	LU [mm]	LF [mm]	OAL [mm]	DCON _{MS} [mm]	SIG [deg]	TCDCON	TCHA	LCF [mm]	PL [mm]	ULDR
860.1-0975-031A1-SD	●	9.75	30.80	87.23	49.00	10.00	140.00	h8	H9	47.00	1.77	3.16
860.1-0975-047A1-SD	●	9.75	49.00	101.23	63.00	10.00	140.00	h8	H9	61.00	1.77	5.03
860.1-0975-079A1-SD	●	9.75	79.30	150.23	112.00	10.00	140.00	h8	H9	106.00	1.77	8.13
860.1-0980-031A1-SD	●	9.80	31.18	87.22	89.00	10.00	140.00	h6	H9	47.00	1.78	3.18
860.1-0980-047A1-SD	●	9.80	47.00	101.22	103.00	10.00	140.00	h6	H9	61.00	1.78	4.80
860.1-0980-080A1-SD	●	9.80	80.18	150.22	152.00	10.00	140.00	h6	H9	106.00	1.78	8.18
860.1-0990-031A1-SD	●	9.90	31.50	87.20	89.00	10.00	140.00	h6	H9	47.00	1.80	3.18
860.1-0990-047A1-SD	●	9.90	47.00	101.20	103.00	10.00	140.00	h6	H9	61.00	1.80	4.75
860.1-0990-081A1-SD	●	9.90	81.00	150.20	152.00	10.00	140.00	h6	H9	106.00	1.80	8.18
860.1-0992-031A1-SD	●	9.92	31.57	87.19	89.00	10.00	140.00	h6	H9	47.00	1.81	3.18
860.1-0992-047A1-SD	●	9.92	47.00	101.19	103.00	10.00	140.00	h6	H9	61.00	1.81	4.74
860.1-0992-081A1-SD	●	9.92	81.17	150.20	152.00	10.00	140.00	h6	H9	106.00	1.81	8.18
860.1-1010-032A1-SD	●	10.10	32.14	100.16	102.00	12.00	140.00	h6	H9	55.00	1.84	3.18
860.1-1010-052A1-SD	●	10.10	52.34	116.16	118.00	12.00	140.00	h6	H9	71.00	1.84	5.18
860.1-1010-082A1-SD	●	10.10	82.64	178.16	180.00	12.00	140.00	h6	H9	128.00	1.84	8.18
860.1-1020-032A1-SD	●	10.20	32.46	100.14	102.00	12.00	140.00	h6	H9	55.00	1.86	3.18
860.1-1020-052A1-SD	●	10.20	52.86	116.14	118.00	12.00	140.00	h6	H9	71.00	1.86	5.18
860.1-1020-083A1-SD	●	10.20	83.46	178.14	180.00	12.00	140.00	h6	H9	128.00	1.86	8.18
860.1-1030-032A1-SD	●	10.30	32.77	100.13	102.00	12.00	140.00	h6	H9	55.00	1.87	3.18
860.1-1030-053A1-SD	●	10.30	53.37	116.13	118.00	12.00	140.00	h6	H9	71.00	1.87	5.18
860.1-1030-084A1-SD	●	10.30	84.27	178.13	180.00	12.00	140.00	h6	H9	128.00	1.87	8.18
860.1-1032-032A1-SD	●	10.32	32.84	100.12	102.00	12.00	140.00	h6	H9	55.00	1.88	3.18
860.1-1032-053A1-SD	●	10.32	53.48	116.12	118.00	12.00	140.00	h6	H9	71.00	1.88	5.18
860.1-1032-084A1-SD	●	10.32	84.44	178.12	180.00	12.00	140.00	h6	H9	128.00	1.88	8.18
860.1-1040-033A1-SD	●	10.40	33.09	100.11	102.00	12.00	140.00	h6	H9	55.00	1.89	3.18
860.1-1040-053A1-SD	●	10.40	53.89	116.11	118.00	12.00	140.00	h6	H9	71.00	1.89	5.18
860.1-1040-085A1-SD	●	10.40	85.09	178.11	180.00	12.00	140.00	h6	H9	128.00	1.89	8.18

● = First choice ○ = Good choice



CoroDrill® 860-SD Solid carbide drill

Internal coolant supply



Metric (mm)

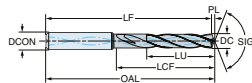
Ordering code	S											
	SBM	DC [mm]	LU [mm]	LF [mm]	OAL [mm]	DCON _{MS} [mm]	SIG [deg]	TCDCON	TCHA	LCF [mm]	PL [mm]	ULDR
860.1-1045-033A1-SD	●	10.45	33.25	100.10	102.00	12.00	140.00	h6	H9	55.00	1.90	3.18
860.1-1045-054A1-SD	●	10.45	54.15	116.10	118.00	12.00	140.00	h6	H9	71.00	1.90	5.18
860.1-1045-085A1-SD	●	10.45	85.50	178.10	180.00	12.00	140.00	h6	H9	128.00	1.90	8.18
860.1-1050-033A1-SD	●	10.50	33.41	100.09	102.00	12.00	140.00	h6	H9	55.00	1.91	3.18
860.1-1050-054A1-SD	●	10.50	54.41	116.09	118.00	12.00	140.00	h6	H9	71.00	1.91	5.18
860.1-1050-085A1-SD	●	10.50	85.91	178.09	180.00	12.00	140.00	h6	H9	128.00	1.91	8.18
860.1-1060-033A1-SD	●	10.60	33.73	100.07	102.00	12.00	140.00	h6	H9	55.00	1.93	3.18
860.1-1060-054A1-SD	●	10.60	54.93	116.07	118.00	12.00	140.00	h6	H9	71.00	1.93	5.18
860.1-1060-086A1-SD	●	10.60	86.73	178.07	180.00	12.00	140.00	h6	H9	128.00	1.93	8.18
860.1-1070-034A1-SD	●	10.70	34.05	100.05	102.00	12.00	140.00	h6	H9	55.00	1.95	3.18
860.1-1070-055A1-SD	●	10.70	55.45	116.05	118.00	12.00	140.00	h6	H9	71.00	1.95	5.18
860.1-1070-087A1-SD	●	10.70	87.55	178.05	180.00	12.00	140.00	h6	H9	128.00	1.95	8.18
860.1-1072-034A1-SD	●	10.72	34.11	100.05	102.00	12.00	140.00	h6	H9	55.00	1.95	3.18
860.1-1072-055A1-SD	●	10.72	55.50	116.05	118.00	12.00	140.00	h6	H9	71.00	1.95	5.18
860.1-1072-087A1-SD	●	10.72	87.71	178.05	180.00	12.00	140.00	h6	H9	128.00	1.95	8.18
860.1-1080-034A1-SD	●	10.80	34.37	100.04	102.00	12.00	140.00	h6	H9	55.00	1.97	3.18
860.1-1080-055A1-SD	●	10.80	55.50	116.04	118.00	12.00	140.00	h6	H9	71.00	1.97	5.14
860.1-1080-088A1-SD	●	10.80	88.37	178.04	180.00	12.00	140.00	h6	H9	128.00	1.97	8.18
860.1-1090-034A1-SD	●	10.90	34.68	100.02	102.00	12.00	140.00	h6	H9	55.00	1.98	3.18
860.1-1090-055A1-SD	●	10.90	55.40	116.02	118.00	12.00	140.00	h6	H9	71.00	1.98	5.08
860.1-1090-089A1-SD	●	10.90	89.18	178.02	180.00	12.00	140.00	h6	H9	128.00	1.98	8.18
860.1-1100-035A1-SD	●	11.00	35.00	100.00	102.00	12.00	140.00	h6	H9	55.00	2.00	3.18
860.1-1100-055A1-SD	●	11.00	55.30	116.00	118.00	12.00	140.00	h6	H9	71.00	2.00	5.03
860.1-1100-090A1-SD	●	11.00	90.00	178.00	180.00	12.00	140.00	h6	H9	128.00	2.00	8.18
860.1-1110-035A1-SD	●	11.10	35.32	99.98	102.00	12.00	140.00	h6	H9	55.00	2.02	3.18
860.1-1110-055A1-SD	●	11.10	55.20	115.98	118.00	12.00	140.00	h6	H9	71.00	2.02	4.97
860.1-1110-090A1-SD	●	11.10	90.82	177.98	180.00	12.00	140.00	h6	H9	128.00	2.02	8.18

● = First choice ○ = Good choice



CoroDrill® 860-SD Solid carbide drill

Internal coolant supply



Metric (mm)

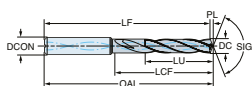
Ordering code	SZBM	DC [mm]	LU [mm]	LF [mm]	OAL [mm]	DCON _{MS} [mm]	SIG [deg]	TCDCON	TCHA	LCF [mm]	PL [mm]	ULDR
860.1-1111-035A1-SD	●	11.11	35.35	99.98	102.00	12.00	140.00	h6	H9	55.00	2.02	3.18
860.1-1111-055A1-SD	●	11.11	55.20	115.98	118.00	12.00	140.00	h6	H9	71.00	2.02	4.97
860.1-1111-090A1-SD	●	11.11	90.90	177.98	180.00	12.00	140.00	h6	H9	128.00	2.02	8.18
860.1-1120-035A1-SD	●	11.20	35.64	99.96	102.00	12.00	140.00	h6	H9	55.00	2.04	3.18
860.1-1120-055A1-SD	●	11.20	55.10	115.96	118.00	12.00	140.00	h6	H9	71.00	2.04	4.92
860.1-1120-091A1-SD	●	11.20	91.64	177.96	180.00	12.00	140.00	h6	H9	128.00	2.04	8.18
860.1-1130-035A1-SD	●	11.30	35.96	99.94	102.00	12.00	140.00	h6	H9	55.00	2.06	3.18
860.1-1130-055A1-SD	●	11.30	55.10	115.94	118.00	12.00	140.00	h6	H9	71.00	2.06	4.88
860.1-1130-092A1-SD	●	11.30	92.46	177.94	180.00	12.00	140.00	h6	H9	128.00	2.06	8.18
860.1-1140-036A1-SD	●	11.40	36.27	99.93	102.00	12.00	140.00	h6	H9	55.00	2.07	3.18
860.1-1140-055A1-SD	●	11.40	55.00	115.93	118.00	12.00	140.00	h6	H9	71.00	2.07	4.82
860.1-1140-093A1-SD	●	11.40	93.27	177.93	180.00	12.00	140.00	h6	H9	128.00	2.07	8.18
860.1-1150-036A1-SD	●	11.50	36.59	99.91	102.00	12.00	140.00	h6	H9	55.00	2.09	3.18
860.1-1150-054A1-SD	●	11.50	54.90	115.91	118.00	12.00	140.00	h6	H9	71.00	2.09	4.77
860.1-1150-094A1-SD	●	11.50	94.09	177.91	180.00	12.00	140.00	h6	H9	128.00	2.09	8.18
860.1-1151-036A1-SD	●	11.51	36.62	99.90	102.00	12.00	140.00	h6	H9	55.00	2.09	3.18
860.1-1151-054A1-SD	●	11.51	54.90	115.90	118.00	12.00	140.00	h6	H9	71.00	2.09	4.77
860.1-1151-094A1-SD	●	11.51	94.17	177.90	180.00	12.00	140.00	h6	H9	128.00	2.09	8.18
860.1-1160-036A1-SD	●	11.60	36.91	99.89	102.00	12.00	140.00	h6	H9	55.00	2.11	3.18
860.1-1160-054A1-SD	●	11.60	54.80	115.89	118.00	12.00	140.00	h6	H9	71.00	2.11	4.72
860.1-1160-094A1-SD	●	11.60	94.91	177.89	180.00	12.00	140.00	h6	H9	128.00	2.11	8.18
860.1-1170-037A1-SD	●	11.70	37.23	99.87	102.00	12.00	140.00	h6	H9	55.00	2.13	3.18
860.1-1170-054A1-SD	●	11.70	54.80	115.87	118.00	12.00	140.00	h6	H9	71.00	2.13	4.68
860.1-1170-095A1-SD	●	11.70	95.73	177.87	180.00	12.00	140.00	h6	H9	128.00	2.13	8.18
860.1-1180-037A1-SD	●	11.80	37.55	99.85	102.00	12.00	140.00	h6	H9	55.00	2.15	3.18
860.1-1180-054A1-SD	●	11.80	54.70	115.85	118.00	12.00	140.00	h6	H9	71.00	2.15	4.64
860.1-1180-096A1-SD	●	11.80	96.55	177.85	180.00	12.00	140.00	h6	H9	128.00	2.15	8.18

● = First choice ○ = Good choice



CoroDrill® 860-SD Solid carbide drill

Internal coolant supply



Metric (mm)

S

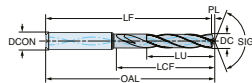
Ordering code	SBM	DC [mm]	LU [mm]	LF [mm]	OAL [mm]	DCON _{MS} [mm]	SIG [deg]	TCDCON	TCHA	LCF [mm]	PL [mm]	ULDR
860.1-1190-037A1-SD	●	11.90	37.87	99.83	102.00	12.00	140.00	h6	H9	55.00	2.17	3.18
860.1-1190-054A1-SD	●	11.90	54.60	115.83	118.00	12.00	140.00	h6	H9	71.00	2.17	4.59
860.1-1190-097A1-SD	●	11.90	97.37	177.83	180.00	12.00	140.00	h6	H9	128.00	2.17	8.18
860.1-1210-038A1-SD	●	12.10	38.50	104.80	107.00	14.00	140.00	h6	H9	60.00	2.20	3.18
860.1-1210-059A1-SD	●	12.10	59.70	121.80	124.00	14.00	140.00	h6	H9	77.00	2.20	4.93
860.1-1210-099A1-SD	●	12.10	99.00	199.80	202.00	14.00	140.00	h6	H9	151.00	2.20	8.18
860.1-1220-038A1-SD	●	12.20	38.82	104.78	107.00	14.00	140.00	h6	H9	60.00	2.22	3.18
860.1-1220-059A1-SD	●	12.20	59.60	121.78	124.00	14.00	140.00	h6	H9	77.00	2.22	4.89
860.1-1220-099A1-SD	●	12.20	99.82	199.78	202.00	14.00	140.00	h6	H9	151.00	2.22	8.18
860.1-1230-039A1-SD	●	12.30	39.14	104.76	107.00	14.00	140.00	h6	H9	60.00	2.24	3.18
860.1-1230-059A1-SD	●	12.30	59.50	121.76	124.00	14.00	140.00	h6	H9	77.00	2.24	4.84
860.1-1230-100A1-SD	●	12.30	100.64	199.76	202.00	14.00	140.00	h6	H9	151.00	2.24	8.18
860.1-1240-039A1-SD	●	12.40	39.46	104.74	107.00	14.00	140.00	h6	H9	60.00	2.26	3.18
860.1-1240-059A1-SD	●	12.40	59.40	121.74	124.00	14.00	140.00	h6	H9	77.00	2.26	4.79
860.1-1240-101A1-SD	●	12.40	101.46	199.74	202.00	14.00	140.00	h6	H9	151.00	2.26	8.18
860.1-1250-039A1-SD	●	12.50	39.77	104.72	107.00	14.00	140.00	h6	H9	60.00	2.27	3.18
860.1-1250-059A1-SD	●	12.50	59.40	121.72	124.00	14.00	140.00	h6	H9	77.00	2.27	4.75
860.1-1250-102A1-SD	●	12.50	102.27	199.73	202.00	14.00	140.00	h6	H9	151.00	2.27	8.18
860.1-1260-040A1-SD	●	12.60	40.09	104.71	107.00	14.00	140.00	h6	H9	60.00	2.29	3.18
860.1-1260-059A1-SD	●	12.60	59.30	121.71	124.00	14.00	140.00	h6	H9	77.00	2.29	4.71
860.1-1260-103A1-SD	●	12.60	103.09	199.71	202.00	14.00	140.00	h6	H9	151.00	2.29	8.18
860.1-1270-040A1-SD	●	12.70	40.41	104.69	107.00	14.00	140.00	h6	H9	60.00	2.31	3.18
860.1-1270-059A1-SD	●	12.70	59.20	121.69	124.00	14.00	140.00	h6	H9	77.00	2.31	4.66
860.1-1270-103A1-SD	●	12.70	103.91	199.69	202.00	14.00	140.00	h6	H9	151.00	2.31	8.18
860.1-1280-040A1-SD	●	12.80	40.73	104.67	107.00	14.00	140.00	h6	H9	60.00	2.33	3.18
860.1-1280-059A1-SD	●	12.80	59.10	121.67	124.00	14.00	140.00	h6	H9	77.00	2.33	4.62
860.1-1280-104A1-SD	●	12.80	104.73	199.67	202.00	14.00	140.00	h6	H9	151.00	2.33	8.18

● = First choice ○ = Good choice



CoroDrill® 860-SD Solid carbide drill

Internal coolant supply



Metric (mm)

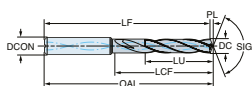

Ordering code	S											
	SZBM	DC [mm]	LU [mm]	LF [mm]	OAL [mm]	DCON _{MS} [mm]	SIG [deg]	TCDCON	TCHA	LCF [mm]	PL [mm]	ULDR
860.1-1290-041A1-SD	●	12.90	41.05	104.65	107.00	14.00	140.00	h6	H9	60.00	2.35	3.18
860.1-1290-059A1-SD	●	12.90	59.00	121.65	124.00	14.00	140.00	h6	H9	77.00	2.35	4.57
860.1-1290-105A1-SD	●	12.90	105.55	199.65	202.00	14.00	140.00	h6	H9	151.00	2.35	8.18
860.1-1300-041A1-SD	●	13.00	41.37	104.63	107.00	14.00	140.00	h6	H9	60.00	2.37	3.18
860.1-1300-059A1-SD	●	13.00	59.00	121.63	124.00	14.00	140.00	h6	H9	77.00	2.37	4.54
860.1-1300-106A1-SD	●	13.00	106.37	199.63	202.00	14.00	140.00	h6	H9	151.00	2.37	8.18
860.1-1310-041A1-SD	●	13.10	41.68	104.62	107.00	14.00	140.00	h6	H9	60.00	2.38	3.18
860.1-1310-058A1-SD	●	13.10	58.90	121.62	124.00	14.00	140.00	h6	H9	77.00	2.38	4.50
860.1-1310-107A1-SD	●	13.10	107.18	199.62	202.00	14.00	140.00	h6	H9	151.00	2.38	8.18
860.1-1325-041A1-SD	●	13.25	41.80	104.59	107.00	14.00	140.00	h6	H9	60.00	2.41	3.15
860.1-1325-058A1-SD	●	13.25	58.80	121.59	124.00	14.00	140.00	h6	H9	77.00	2.41	4.44
860.1-1325-108A1-SD	●	13.25	108.41	199.59	202.00	14.00	140.00	h6	H9	151.00	2.41	8.18
860.1-1330-041A1-SD	●	13.30	41.70	104.58	107.00	14.00	140.00	h6	H9	60.00	2.42	3.14
860.1-1330-058A1-SD	●	13.30	58.70	121.58	124.00	14.00	140.00	h6	H9	77.00	2.42	4.41
860.1-1330-108A1-SD	●	13.30	108.82	199.58	202.00	14.00	140.00	h6	H9	151.00	2.42	8.18
860.1-1349-041A1-SD	●	13.49	41.60	104.54	107.00	14.00	140.00	h6	H9	60.00	2.46	3.08
860.1-1349-058A1-SD	●	13.49	58.60	121.54	124.00	14.00	140.00	h6	H9	77.00	2.46	4.34
860.1-1349-110A1-SD	●	13.49	110.37	199.54	202.00	14.00	140.00	h6	H9	151.00	2.46	8.18
860.1-1350-041A1-SD	●	13.50	41.60	104.54	107.00	14.00	140.00	h6	H9	60.00	2.46	3.08
860.1-1350-058A1-SD	●	13.50	58.60	121.54	124.00	14.00	140.00	h6	H9	77.00	2.46	4.34
860.1-1350-110A1-SD	●	13.50	110.46	199.54	202.00	14.00	140.00	h6	H9	151.00	2.46	8.18
860.1-1370-041A1-SD	●	13.70	41.40	104.51	107.00	14.00	140.00	h6	H9	60.00	2.49	3.02
860.1-1370-058A1-SD	●	13.70	58.40	121.51	124.00	14.00	140.00	h6	H9	77.00	2.49	4.26
860.1-1370-112A1-SD	●	13.70	112.09	199.51	202.00	14.00	140.00	h6	H9	151.00	2.49	8.18
860.1-1375-041A1-SD	●	13.75	41.40	104.50	107.00	14.00	140.00	h6	H9	60.00	2.50	3.01
860.1-1375-058A1-SD	●	13.75	58.40	121.50	124.00	14.00	140.00	h6	H9	77.00	2.50	4.25
860.1-1375-112A1-SD	●	13.75	112.50	199.50	202.00	14.00	140.00	h6	H9	151.00	2.50	8.18

● = First choice ○ = Good choice



CoroDrill® 860-SD Solid carbide drill

Internal coolant supply



Metric (mm)

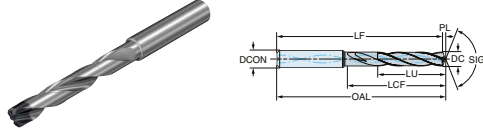
Ordering code	S	SBM	DC [mm]	LU [mm]	LF [mm]	OAL [mm]	DCON _{MS} [mm]	SIG [deg]	TCDCON	TCHA	LCF [mm]	PL [mm]	ULDR
860.1-1380-041A1-SD	●	13.80	41.40	104.49	107.00	14.00	140.00	h6	H9	60.00	2.51	3.00	
860.1-1380-058A1-SD	●	13.80	58.40	121.49	124.00	14.00	140.00	h6	H9	77.00	2.51	4.23	
860.1-1380-112A1-SD	●	13.80	112.91	199.49	202.00	14.00	140.00	h6	H9	151.00	2.51	8.18	
860.1-1389-041A1-SD	●	13.89	41.30	104.47	107.00	14.00	140.00	h6	H9	60.00	2.53	2.97	
860.1-1389-058A1-SD	●	13.89	58.30	121.47	124.00	14.00	140.00	h6	H9	77.00	2.53	4.20	
860.1-1389-113A1-SD	●	13.89	113.65	199.47	202.00	14.00	140.00	h6	H9	151.00	2.53	8.18	
860.1-1410-044A1-SD	●	14.10	45.50	112.43	115.00	16.00	140.00	h6	H9	65.00	2.57	3.23	
860.1-1410-063A1-SD	●	14.10	63.50	130.43	133.00	16.00	140.00	h6	H9	83.00	2.57	4.50	
860.1-1410-115A1-SD	●	14.10	115.37	224.43	227.00	16.00	140.00	h6	H9	172.00	2.57	8.18	
860.1-1420-045A1-SD	●	14.20	45.50	112.42	115.00	16.00	140.00	h6	H9	65.00	2.58	3.20	
860.1-1420-066A1-SD	●	14.20	66.50	130.42	133.00	16.00	140.00	h6	H9	86.00	2.58	4.68	
860.1-1420-116A1-SD	●	14.20	116.18	224.42	227.00	16.00	140.00	h6	H9	172.00	2.58	8.18	
860.1-1425-045A1-SD	●	14.25	45.40	112.41	115.00	16.00	140.00	h6	H9	65.00	2.59	3.19	
860.1-1425-063A1-SD	●	14.25	63.40	130.41	133.00	16.00	140.00	h6	H9	83.00	2.59	4.45	
860.1-1425-116A1-SD	●	14.25	116.59	224.41	227.00	16.00	140.00	h6	H9	172.00	2.59	8.18	
860.1-1429-045A1-SD	●	14.29	45.40	112.40	115.00	16.00	140.00	h6	H9	65.00	2.60	3.18	
860.1-1429-063A1-SD	●	14.29	63.40	130.40	133.00	16.00	140.00	h6	H9	83.00	2.60	4.44	
860.1-1429-116A1-SD	●	14.29	116.92	224.40	227.00	16.00	140.00	h6	H9	172.00	2.60	8.18	
860.1-1450-045A1-SD	●	14.50	45.20	112.36	115.00	16.00	140.00	h6	H9	65.00	2.64	3.12	
860.1-1450-063A1-SD	●	14.50	63.20	130.36	133.00	16.00	140.00	h6	H9	83.00	2.64	4.36	
860.1-1450-118A1-SD	●	14.50	118.64	224.36	227.00	16.00	140.00	h6	H9	172.00	2.64	8.18	
860.1-1469-045A1-SD	●	14.69	45.00	112.33	115.00	16.00	140.00	h6	H9	65.00	2.67	3.06	
860.1-1469-063A1-SD	●	14.69	63.00	130.33	133.00	16.00	140.00	h6	H9	83.00	2.67	4.29	
860.1-1469-120A1-SD	●	14.69	120.19	224.33	227.00	16.00	140.00	h6	H9	172.00	2.67	8.18	
860.1-1475-045A1-SD	●	14.75	45.00	112.32	115.00	16.00	140.00	h6	H9	65.00	2.68	3.05	
860.1-1475-063A1-SD	●	14.75	63.00	130.32	133.00	16.00	140.00	h6	H9	83.00	2.68	4.27	
860.1-1475-120A1-SD	●	14.75	120.68	224.32	227.00	16.00	140.00	h6	H9	172.00	2.68	8.18	

● = First choice ○ = Good choice



CoroDrill® 860-SD Solid carbide drill

Internal coolant supply



Metric (mm)

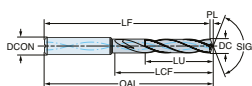
Ordering code	S											
	SZBM	DC [mm]	LU [mm]	LF [mm]	OAL [mm]	DCON _{MS} [mm]	SIG [deg]	TCDCON	TCHA	LCF [mm]	PL [mm]	ULDR
860.1-1480-045A1-SD	●	14.80	45.00	112.31	115.00	16.00	140.00	h6	H9	65.00	2.69	3.04
860.1-1480-063A1-SD	●	14.80	63.00	130.31	133.00	16.00	140.00	h6	H9	83.00	2.69	4.26
860.1-1480-121A1-SD	●	14.80	121.09	224.31	227.00	16.00	140.00	h6	H9	172.00	2.69	8.18
860.1-1500-044A1-SD	●	15.00	44.80	112.27	115.00	16.00	140.00	h6	H9	65.00	2.73	2.99
860.1-1500-062A1-SD	●	15.00	62.80	130.27	133.00	16.00	140.00	h6	H9	83.00	2.73	4.19
860.1-1500-122A1-SD	●	15.00	122.73	224.27	227.00	16.00	140.00	h6	H9	172.00	2.73	8.18
860.1-1510-044A1-SD	●	15.10	44.70	112.25	115.00	16.00	140.00	h6	H9	65.00	2.75	2.96
860.1-1510-062A1-SD	●	15.10	62.70	130.25	133.00	16.00	140.00	h6	H9	83.00	2.75	4.15
860.1-1510-123A1-SD	●	15.10	123.55	224.25	227.00	16.00	140.00	h6	H9	172.00	2.75	8.18
860.1-1520-044A1-SD	●	15.20	44.60	112.23	115.00	16.00	140.00	h6	H9	65.00	2.77	2.93
860.1-1520-062A1-SD	●	15.20	62.60	130.23	133.00	16.00	140.00	h6	H9	83.00	2.77	4.12
860.1-1520-124A1-SD	●	15.20	124.37	224.23	227.00	16.00	140.00	h6	H9	172.00	2.77	8.18
860.1-1530-044A1-SD	●	15.30	44.60	112.22	115.00	16.00	140.00	h6	H9	65.00	2.78	2.92
860.1-1530-062A1-SD	●	15.30	62.60	130.22	133.00	16.00	140.00	h6	H9	83.00	2.78	4.09
860.1-1530-125A1-SD	●	15.30	125.18	224.22	227.00	16.00	140.00	h6	H9	172.00	2.78	8.18
860.1-1550-044A1-SD	●	15.50	44.40	112.18	115.00	16.00	140.00	h6	H9	65.00	2.82	2.86
860.1-1550-062A1-SD	●	15.50	62.40	130.18	133.00	16.00	140.00	h6	H9	83.00	2.82	4.03
860.1-1550-126A1-SD	●	15.50	126.82	224.18	227.00	16.00	140.00	h6	H9	172.00	2.82	8.18
860.1-1580-044A1-SD	●	15.80	44.20	112.13	115.00	16.00	140.00	h6	H9	65.00	2.88	2.80
860.1-1580-062A1-SD	●	15.80	62.20	130.13	133.00	16.00	140.00	h6	H9	83.00	2.88	3.94
860.1-1580-129A1-SD	●	15.80	129.28	224.13	227.00	16.00	140.00	h6	H9	172.00	2.88	8.18
860.1-1587-044A1-SD	●	15.87	44.10	112.11	115.00	16.00	140.00	h6	H9	65.00	2.89	2.78
860.1-1587-062A1-SD	●	15.87	62.10	130.11	133.00	16.00	140.00	h6	H9	83.00	2.89	3.91
860.1-1587-129A1-SD	●	15.87	129.85	224.11	227.00	16.00	140.00	h6	H9	172.00	2.89	8.18

● = First choice ○ = Good choice



CoroDrill® 860-SD Solid carbide drill

Internal coolant supply



Imperial (inch)

S

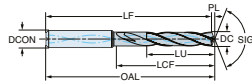
Ordering code	DC [inch]	LU [inch]	LF [inch]	OAL [inch]	DCON _{MS} [inch]	SIG [deg]	TCD	TCHA	LCF [inch]	PL [inch]	ULDR
860.1-0300-009A1-SD ●	0.118	0.376	2.419	2.441	0.236	140.000	h6	H9	0.787	0.021	3.18
860.1-0300-015A1-SD ●	0.118	0.612	2.577	2.598	0.236	140.000	h6	H9	1.102	0.021	5.18
860.1-0300-024A1-SD ●	0.118	0.967	3.089	3.110	0.236	140.000	h6	H9	1.457	0.021	8.18
860.1-0310-009A1-SD ●	0.122	0.388	2.419	2.441	0.236	140.000	h6	H9	0.787	0.022	3.18
860.1-0310-016A1-SD ●	0.122	0.632	2.576	2.598	0.236	140.000	h6	H9	1.102	0.022	5.18
860.1-0310-025A1-SD ●	0.122	0.998	3.088	3.110	0.236	140.000	h6	H9	1.457	0.022	8.18
860.1-0317-010A1-SD ●	0.125	0.397	2.418	2.441	0.236	140.000	h6	H9	0.787	0.023	3.18
860.1-0317-016A1-SD ●	0.125	0.647	2.576	2.598	0.236	140.000	h6	H9	1.102	0.023	5.17
860.1-0317-025A1-SD ●	0.125	1.021	3.088	3.110	0.236	140.000	h6	H9	1.457	0.023	8.17
860.1-0318-010A1-SD ●	0.125	0.398	2.418	2.441	0.236	140.000	h6	H9	0.787	0.023	3.18
860.1-0318-016A1-SD ●	0.125	0.649	2.576	2.598	0.236	140.000	h6	H9	1.102	0.023	5.18
860.1-0318-026A1-SD ●	0.125	1.024	3.087	3.110	0.236	140.000	h6	H9	1.457	0.023	8.18
860.1-0320-010A1-SD ●	0.126	0.401	2.418	2.441	0.236	140.000	h6	H9	0.787	0.023	3.18
860.1-0320-016A1-SD ●	0.126	0.653	2.576	2.598	0.236	140.000	h6	H9	1.102	0.023	5.18
860.1-0320-026A1-SD ●	0.126	1.031	3.087	3.110	0.236	140.000	h6	H9	1.457	0.023	8.18
860.1-0325-010A1-SD ●	0.128	0.407	2.418	2.441	0.236	140.000	h6	H9	0.787	0.023	3.18
860.1-0325-016A1-SD ●	0.128	0.663	2.575	2.598	0.236	140.000	h6	H9	1.102	0.023	5.18
860.1-0325-026A1-SD ●	0.128	1.047	3.087	3.110	0.236	140.000	h6	H9	1.457	0.023	8.18
860.1-0330-010A1-SD ●	0.130	0.413	2.417	2.441	0.236	140.000	h6	H9	0.787	0.024	3.18
860.1-0330-017A1-SD ●	0.130	0.673	2.575	2.598	0.236	140.000	h6	H9	1.102	0.024	5.18
860.1-0330-027A1-SD ●	0.130	1.063	3.087	3.110	0.236	140.000	h6	H9	1.457	0.024	8.18
860.1-0338-010A1-SD ●	0.133	0.424	2.417	2.441	0.236	140.000	h6	H9	0.787	0.024	3.18
860.1-0338-017A1-SD ●	0.133	0.690	2.574	2.598	0.236	140.000	h6	H9	1.102	0.024	5.18
860.1-0338-027A1-SD ●	0.133	1.089	3.086	3.110	0.236	140.000	h6	H9	1.457	0.024	8.18
860.1-0340-010A1-SD ●	0.134	0.426	2.417	2.441	0.236	140.000	h6	H9	0.787	0.024	3.18
860.1-0340-017A1-SD ●	0.134	0.694	2.574	2.598	0.236	140.000	h6	H9	1.102	0.024	5.18
860.1-0340-027A1-SD ●	0.134	1.095	3.086	3.110	0.236	140.000	h6	H9	1.457	0.024	8.18

● = First choice ○ = Good choice



CoroDrill® 860-SD Solid carbide drill

Internal coolant supply



Imperial (inch)

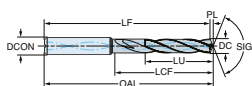
Ordering code	S											
	SZBM	DC [inch]	LU [inch]	LF [inch]	OAL [inch]	DCON _{MS} [inch]	SIG [deg]	TCDCON	TCHA	LCF [inch]	PL [inch]	ULDR
860.1-0345-010A1-SD	●	0.136	0.432	2.416	2.441	0.236	140.000	h6	H9	0.787	0.025	3.18
860.1-0345-017A1-SD	●	0.136	0.704	2.574	2.598	0.236	140.000	h6	H9	1.102	0.025	5.18
860.1-0345-028A1-SD	●	0.136	1.111	3.086	3.110	0.236	140.000	h6	H9	1.457	0.025	8.18
860.1-0350-011A1-SD	●	0.138	0.439	2.416	2.441	0.236	140.000	h6	H9	0.787	0.025	3.18
860.1-0350-018A1-SD	●	0.138	0.714	2.573	2.598	0.236	140.000	h6	H9	1.102	0.025	5.18
860.1-0350-028A1-SD	●	0.138	1.128	3.085	3.110	0.236	140.000	h6	H9	1.457	0.025	8.18
860.1-0355-011A1-SD	●	0.140	0.445	2.416	2.441	0.236	140.000	h6	H9	0.787	0.025	3.18
860.1-0355-018A1-SD	●	0.140	0.724	2.573	2.598	0.236	140.000	h6	H9	1.102	0.025	5.18
860.1-0355-029A1-SD	●	0.140	1.144	3.085	3.110	0.236	140.000	h6	H9	1.457	0.025	8.18
860.1-0357-011A1-SD	●	0.141	0.447	2.415	2.441	0.236	140.000	h6	H9	0.787	0.026	3.18
860.1-0357-018A1-SD	●	0.141	0.728	2.573	2.598	0.236	140.000	h6	H9	1.102	0.026	5.18
860.1-0357-029A1-SD	●	0.141	1.150	3.085	3.110	0.236	140.000	h6	H9	1.457	0.026	8.18
860.1-0360-011A1-SD	●	0.142	0.451	2.415	2.441	0.236	140.000	h6	H9	0.787	0.026	3.18
860.1-0360-018A1-SD	●	0.142	0.735	2.573	2.598	0.236	140.000	h6	H9	1.102	0.026	5.18
860.1-0360-029A1-SD	●	0.142	1.160	3.084	3.110	0.236	140.000	h6	H9	1.457	0.026	8.18
860.1-0370-011A1-SD	●	0.146	0.463	2.414	2.441	0.236	140.000	h6	H9	0.787	0.027	3.18
860.1-0370-019A1-SD	●	0.146	0.755	2.572	2.598	0.236	140.000	h6	H9	1.102	0.027	5.18
860.1-0370-030A1-SD	●	0.146	1.192	3.084	3.110	0.236	140.000	h6	H9	1.457	0.027	8.18
860.1-0380-012A1-SD	●	0.150	0.476	2.571	2.598	0.236	140.000	h6	H9	0.945	0.027	3.18
860.1-0380-019A1-SD	●	0.150	0.775	2.886	2.913	0.236	140.000	h6	H9	1.417	0.027	5.18
860.1-0380-031A1-SD	●	0.150	1.224	3.516	3.543	0.236	140.000	h6	H9	1.890	0.027	8.18
860.1-0390-012A1-SD	●	0.154	0.489	2.570	2.598	0.236	140.000	h6	H9	0.945	0.028	3.18
860.1-0390-020A1-SD	●	0.154	0.796	2.885	2.913	0.236	140.000	h6	H9	1.417	0.028	5.18
860.1-0390-031A1-SD	●	0.154	1.256	3.515	3.543	0.236	140.000	h6	H9	1.890	0.028	8.18
860.1-0397-012A1-SD	●	0.156	0.497	2.570	2.598	0.236	140.000	h6	H9	0.945	0.028	3.18
860.1-0397-020A1-SD	●	0.156	0.810	2.885	2.913	0.236	140.000	h6	H9	1.417	0.028	5.18
860.1-0397-032A1-SD	●	0.156	1.279	3.515	3.543	0.236	140.000	h6	H9	1.890	0.028	8.18

● = First choice ○ = Good choice



CoroDrill® 860-SD Solid carbide drill

Internal coolant supply



Imperial (inch)

S

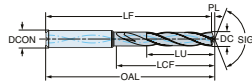
Ordering code	SBM	DC [inch]	LU [inch]	LF [inch]	OAL [inch]	DCON _{MS} [inch]	SIG [deg]	TCDCON	TCHA	LCF [inch]	PL [inch]	ULDR
860.1-0400-012A1-SD	●	0.157	0.501	2.570	2.598	0.236	140.000	h6	H9	0.945	0.029	3.18
860.1-0400-020A1-SD	●	0.157	0.816	2.885	2.913	0.236	140.000	h6	H9	1.417	0.029	5.18
860.1-0400-032A1-SD	●	0.157	1.289	3.515	3.543	0.236	140.000	h6	H9	1.890	0.029	8.18
860.1-0410-013A1-SD	●	0.161	0.514	2.569	2.598	0.236	140.000	h6	H9	0.945	0.029	3.18
860.1-0410-021A1-SD	●	0.161	0.837	2.884	2.913	0.236	140.000	h6	H9	1.417	0.029	5.18
860.1-0410-033A1-SD	●	0.161	1.321	3.514	3.543	0.236	140.000	h6	H9	1.890	0.029	8.18
860.1-0415-013A1-SD	●	0.163	0.520	2.569	2.598	0.236	140.000	h6	H9	0.945	0.030	3.18
860.1-0415-021A1-SD	●	0.163	0.847	2.884	2.913	0.236	140.000	h6	H9	1.417	0.030	5.18
860.1-0415-033A1-SD	●	0.163	1.337	3.514	3.543	0.236	140.000	h6	H9	1.890	0.030	8.18
860.1-0420-013A1-SD	●	0.165	0.526	2.568	2.598	0.236	140.000	h6	H9	0.945	0.030	3.18
860.1-0420-021A1-SD	●	0.165	0.857	2.883	2.913	0.236	140.000	h6	H9	1.417	0.030	5.18
860.1-0420-034A1-SD	●	0.165	1.353	3.513	3.543	0.236	140.000	h6	H9	1.890	0.030	8.18
860.1-0430-013A1-SD	●	0.169	0.539	2.568	2.598	0.236	140.000	h6	H9	0.945	0.031	3.18
860.1-0430-022A1-SD	●	0.169	0.877	2.883	2.913	0.236	140.000	h6	H9	1.417	0.031	5.18
860.1-0430-035A1-SD	●	0.169	1.385	3.512	3.543	0.236	140.000	h6	H9	1.890	0.031	8.18
860.1-0437-013A1-SD	●	0.172	0.548	2.567	2.598	0.236	140.000	h6	H9	0.945	0.031	3.19
860.1-0437-022A1-SD	●	0.172	0.892	2.882	2.913	0.236	140.000	h6	H9	1.417	0.031	5.19
860.1-0437-035A1-SD	●	0.172	1.408	3.512	3.543	0.236	140.000	h6	H9	1.890	0.031	8.19
860.1-0440-014A1-SD	●	0.173	0.551	2.567	2.598	0.236	140.000	h6	H9	0.945	0.032	3.18
860.1-0440-022A1-SD	●	0.173	0.898	2.882	2.913	0.236	140.000	h6	H9	1.417	0.032	5.18
860.1-0440-036A1-SD	●	0.173	1.417	3.512	3.543	0.236	140.000	h6	H9	1.890	0.032	8.18
860.1-0450-014A1-SD	●	0.177	0.564	2.566	2.598	0.236	140.000	h6	H9	0.945	0.032	3.18
860.1-0450-023A1-SD	●	0.177	0.918	2.881	2.913	0.236	140.000	h6	H9	1.417	0.032	5.18
860.1-0450-036A1-SD	●	0.177	1.450	3.511	3.543	0.236	140.000	h6	H9	1.890	0.032	8.18
860.1-0455-014A1-SD	●	0.179	0.570	2.566	2.598	0.236	140.000	h6	H9	0.945	0.033	3.18
860.1-0455-023A1-SD	●	0.179	0.928	2.881	2.913	0.236	140.000	h6	H9	1.417	0.033	5.18
860.1-0455-037A1-SD	●	0.179	1.466	3.511	3.543	0.236	140.000	h6	H9	1.890	0.033	8.18

● = First choice ○ = Good choice



CoroDrill® 860-SD Solid carbide drill

Internal coolant supply



Imperial (inch)

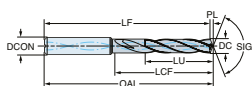
Ordering code	SZBM	DC [inch]	LU [inch]	LF [inch]	OAL [inch]	DCON _{MS} [inch]	SIG [deg]	TCDCON	TCHA	LCF [inch]	PL [inch]	ULDR
860.1-0460-014A1-SD	●	0.181	0.576	2.565	2.598	0.236	140.000	h6	H9	0.945	0.033	3.18
860.1-0460-023A1-SD	●	0.181	0.939	2.880	2.913	0.236	140.000	h6	H9	1.417	0.033	5.18
860.1-0460-037A1-SD	●	0.181	1.482	3.510	3.543	0.236	140.000	h6	H9	1.890	0.033	8.18
860.1-0465-014A1-SD	●	0.183	0.583	2.565	2.598	0.236	140.000	h6	H9	0.945	0.033	3.18
860.1-0465-024A1-SD	●	0.183	0.949	2.880	2.913	0.236	140.000	h6	H9	1.417	0.033	5.18
860.1-0465-038A1-SD	●	0.183	1.498	3.510	3.543	0.236	140.000	h6	H9	1.890	0.033	8.18
860.1-0470-014A1-SD	●	0.185	0.589	2.565	2.598	0.236	140.000	h6	H9	0.945	0.034	3.18
860.1-0470-024A1-SD	●	0.185	0.959	2.880	2.913	0.236	140.000	h6	H9	1.417	0.034	5.18
860.1-0470-038A1-SD	●	0.185	1.514	3.510	3.543	0.236	140.000	h6	H9	1.890	0.034	8.18
860.1-0476-015A1-SD	●	0.188	0.596	2.564	2.598	0.236	140.000	h6	H9	1.102	0.034	3.18
860.1-0476-024A1-SD	●	0.188	0.971	3.194	3.228	0.236	140.000	h6	H9	1.732	0.034	5.18
860.1-0476-038A1-SD	●	0.188	1.533	4.060	4.094	0.236	140.000	h6	H9	2.441	0.034	8.18
860.1-0480-015A1-SD	●	0.189	0.601	2.564	2.598	0.236	140.000	h6	H9	1.102	0.034	3.18
860.1-0480-024A1-SD	●	0.189	0.979	3.194	3.228	0.236	140.000	h6	H9	1.732	0.034	5.18
860.1-0480-039A1-SD	●	0.189	1.546	4.060	4.094	0.236	140.000	h6	H9	2.441	0.034	8.18
860.1-0490-015A1-SD	●	0.193	0.614	2.563	2.598	0.236	140.000	h6	H9	1.102	0.035	3.18
860.1-0490-025A1-SD	●	0.193	1.000	3.193	3.228	0.236	140.000	h6	H9	1.732	0.035	5.18
860.1-0490-040A1-SD	●	0.193	1.578	4.059	4.094	0.236	140.000	h6	H9	2.441	0.035	8.18
860.1-0500-015A1-SD	●	0.197	0.626	2.563	2.598	0.236	140.000	h6	H9	1.102	0.036	3.18
860.1-0500-025A1-SD	●	0.197	1.020	3.193	3.228	0.236	140.000	h6	H9	1.732	0.036	5.18
860.1-0500-040A1-SD	●	0.197	1.611	4.059	4.094	0.236	140.000	h6	H9	2.441	0.036	8.18
860.1-0510-016A1-SD	●	0.201	0.639	2.562	2.598	0.236	140.000	h6	H9	1.102	0.037	3.18
860.1-0510-026A1-SD	●	0.201	1.041	3.192	3.228	0.236	140.000	h6	H9	1.732	0.037	5.18
860.1-0510-041A1-SD	●	0.201	1.643	4.058	4.094	0.236	140.000	h6	H9	2.441	0.037	8.18
860.1-0516-016A1-SD	●	0.203	0.646	2.561	2.598	0.236	140.000	h6	H9	1.102	0.037	3.18
860.1-0516-026A1-SD	●	0.203	1.053	3.191	3.228	0.236	140.000	h6	H9	1.732	0.037	5.18
860.1-0516-042A1-SD	●	0.203	1.662	4.058	4.094	0.236	140.000	h6	H9	2.441	0.037	8.18

● = First choice ○ = Good choice



CoroDrill® 860-SD Solid carbide drill

Internal coolant supply



Imperial (inch)

S

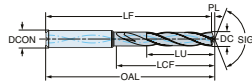
Ordering code	SBM	DC [inch]	LU [inch]	LF [inch]	OAL [inch]	DCON _{MS} [inch]	SIG [deg]	TCDCON	TCHA	LCF [inch]	PL [inch]	ULDR
860.1-0520-016A1-SD	●	0.205	0.652	2.561	2.598	0.236	140.000	h6	H9	1.102	0.037	3.18
860.1-0520-026A1-SD	●	0.205	1.061	3.191	3.228	0.236	140.000	h6	H9	1.732	0.037	5.18
860.1-0520-042A1-SD	●	0.205	1.675	4.057	4.094	0.236	140.000	h6	H9	2.441	0.037	8.18
860.1-0525-016A1-SD	●	0.207	0.658	2.561	2.598	0.236	140.000	h6	H9	1.102	0.038	3.18
860.1-0525-027A1-SD	●	0.207	1.071	3.191	3.228	0.236	140.000	h6	H9	1.732	0.038	5.18
860.1-0525-042A1-SD	●	0.207	1.691	4.057	4.094	0.236	140.000	h6	H9	2.441	0.038	8.18
860.1-0530-016A1-SD	●	0.209	0.664	2.560	2.598	0.236	140.000	h6	H9	1.102	0.038	3.18
860.1-0530-027A1-SD	●	0.209	1.081	3.190	3.228	0.236	140.000	h6	H9	1.732	0.038	5.18
860.1-0530-043A1-SD	●	0.209	1.707	4.056	4.094	0.236	140.000	h6	H9	2.441	0.038	8.18
860.1-0540-017A1-SD	●	0.213	0.676	2.560	2.598	0.236	140.000	h6	H9	1.102	0.039	3.18
860.1-0540-027A1-SD	●	0.213	1.102	3.190	3.228	0.236	140.000	h6	H9	1.732	0.039	5.18
860.1-0540-044A1-SD	●	0.213	1.739	4.056	4.094	0.236	140.000	h6	H9	2.441	0.039	8.18
860.1-0550-017A1-SD	●	0.217	0.689	2.559	2.598	0.236	140.000	h6	H9	1.102	0.039	3.18
860.1-0550-028A1-SD	●	0.217	1.122	3.189	3.228	0.236	140.000	h6	H9	1.732	0.039	5.18
860.1-0550-045A1-SD	●	0.217	1.772	4.055	4.094	0.236	140.000	h6	H9	2.441	0.039	8.18
860.1-0555-017A1-SD	●	0.219	0.695	2.559	2.598	0.236	140.000	h6	H9	1.102	0.040	3.18
860.1-0555-028A1-SD	●	0.219	1.132	3.189	3.228	0.236	140.000	h6	H9	1.732	0.040	5.18
860.1-0555-045A1-SD	●	0.219	1.788	4.055	4.094	0.236	140.000	h6	H9	2.441	0.040	8.18
860.1-0556-017A1-SD	●	0.219	0.696	2.559	2.598	0.236	140.000	h6	H9	1.102	0.040	3.18
860.1-0556-028A1-SD	●	0.219	1.134	3.189	3.228	0.236	140.000	h6	H9	1.732	0.040	5.19
860.1-0556-045A1-SD	●	0.219	1.791	4.055	4.094	0.236	140.000	h6	H9	2.441	0.040	8.19
860.1-0560-017A1-SD	●	0.220	0.702	2.558	2.598	0.236	140.000	h6	H9	1.102	0.040	3.18
860.1-0560-029A1-SD	●	0.220	1.143	3.188	3.228	0.236	140.000	h6	H9	1.732	0.040	5.18
860.1-0560-045A1-SD	●	0.220	1.804	4.054	4.094	0.236	140.000	h6	H9	2.441	0.040	8.18
860.1-0570-018A1-SD	●	0.224	0.714	2.558	2.598	0.236	140.000	h6	H9	1.102	0.041	3.18
860.1-0570-029A1-SD	●	0.224	1.163	3.188	3.228	0.236	140.000	h6	H9	1.732	0.041	5.18
860.1-0570-046A1-SD	●	0.224	1.836	4.054	4.094	0.236	140.000	h6	H9	2.441	0.041	8.18

● = First choice ○ = Good choice



CoroDrill® 860-SD Solid carbide drill

Internal coolant supply



Imperial (inch)

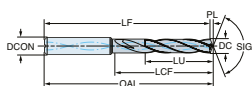

Ordering code	S											
	SZBM	DC [inch]	LU [inch]	LF [inch]	OAL [inch]	DCON _{MS} [inch]	SIG [deg]	TCDCON	TCHA	LCF [inch]	PL [inch]	ULDR
860.1-0580-018A1-SD	●	0.228	0.727	2.557	2.598	0.236	140.000	h6	H9	1.102	0.042	3.18
860.1-0580-030A1-SD	●	0.228	1.183	3.187	3.228	0.236	140.000	h6	H9	1.732	0.042	5.18
860.1-0580-047A1-SD	●	0.228	1.869	4.053	4.094	0.236	140.000	h6	H9	2.441	0.042	8.18
860.1-0590-018A1-SD	●	0.232	0.739	2.556	2.598	0.236	140.000	h6	H9	1.102	0.042	3.18
860.1-0590-030A1-SD	●	0.232	1.204	3.186	3.228	0.236	140.000	h6	H9	1.732	0.042	5.18
860.1-0590-048A1-SD	●	0.232	1.900	4.052	4.094	0.236	140.000	h6	H9	2.441	0.042	8.18
860.1-0595-018A1-SD	●	0.234	0.745	2.556	2.598	0.236	140.000	h6	H9	1.102	0.043	3.18
860.1-0595-030A1-SD	●	0.234	1.214	3.186	3.228	0.236	140.000	h6	H9	1.732	0.043	5.18
860.1-0595-048A1-SD	●	0.234	1.917	4.052	4.094	0.236	140.000	h6	H9	2.441	0.043	8.18
860.1-0610-019A1-SD	●	0.240	0.764	3.067	3.110	0.315	140.000	h6	H9	1.339	0.044	3.18
860.1-0610-031A1-SD	●	0.240	1.244	3.539	3.583	0.315	140.000	h6	H9	2.087	0.044	5.18
860.1-0610-049A1-SD	●	0.240	1.965	4.917	4.961	0.315	140.000	h6	H9	3.307	0.044	8.18
860.1-0620-019A1-SD	●	0.244	0.777	3.066	3.110	0.315	140.000	h6	H9	1.339	0.044	3.18
860.1-0620-032A1-SD	●	0.244	1.265	3.538	3.583	0.315	140.000	h6	H9	2.087	0.044	5.18
860.1-0620-050A1-SD	●	0.244	1.997	4.916	4.961	0.315	140.000	h6	H9	3.307	0.044	8.18
860.1-0630-020A1-SD	●	0.248	0.789	3.065	3.110	0.315	140.000	h6	H9	1.339	0.045	3.18
860.1-0630-032A1-SD	●	0.248	1.285	3.538	3.583	0.315	140.000	h6	H9	2.087	0.045	5.18
860.1-0630-051A1-SD	●	0.248	2.030	4.915	4.961	0.315	140.000	h6	H9	3.307	0.045	8.18
860.1-0635-020A1-SD	●	0.250	0.796	3.065	3.110	0.315	140.000	h6	H9	1.339	0.045	3.18
860.1-0635-032A1-SD	●	0.250	1.296	3.537	3.583	0.315	140.000	h6	H9	2.087	0.045	5.18
860.1-0635-051A1-SD	●	0.250	2.046	4.915	4.961	0.315	140.000	h6	H9	3.307	0.045	8.18
860.1-0640-020A1-SD	●	0.252	0.802	3.064	3.110	0.315	140.000	h6	H9	1.339	0.046	3.18
860.1-0640-033A1-SD	●	0.252	1.306	3.537	3.583	0.315	140.000	h6	H9	2.087	0.046	5.18
860.1-0640-052A1-SD	●	0.252	2.061	4.915	4.961	0.315	140.000	h6	H9	3.307	0.046	8.18
860.1-0650-020A1-SD	●	0.256	0.814	3.064	3.110	0.315	140.000	h6	H9	1.339	0.047	3.18
860.1-0650-033A1-SD	●	0.256	1.326	3.536	3.583	0.315	140.000	h6	H9	2.087	0.047	5.18
860.1-0650-053A1-SD	●	0.256	2.094	4.914	4.961	0.315	140.000	h6	H9	3.307	0.047	8.18

● = First choice ○ = Good choice



CoroDrill® 860-SD Solid carbide drill

Internal coolant supply



Imperial (inch)

S

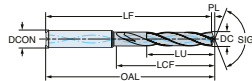
Ordering code	SBM	DC [inch]	LU [inch]	LF [inch]	OAL [inch]	DCON _{MS} [inch]	SIG [deg]	TCD CON	TCHA	LCF [inch]	PL [inch]	ULDR
860.1-0660-021A1-SD	●	0.260	0.827	3.063	3.110	0.315	140.000	h6	H9	1.339	0.047	3.18
860.1-0660-034A1-SD	●	0.260	1.346	3.535	3.583	0.315	140.000	h6	H9	2.087	0.047	5.18
860.1-0660-054A1-SD	●	0.260	2.126	4.913	4.961	0.315	140.000	h6	H9	3.307	0.047	8.18
860.1-0670-021A1-SD	●	0.264	0.839	3.062	3.110	0.315	140.000	h6	H9	1.339	0.048	3.18
860.1-0670-034A1-SD	●	0.264	1.367	3.535	3.583	0.315	140.000	h6	H9	2.087	0.048	5.18
860.1-0670-054A1-SD	●	0.264	2.158	4.913	4.961	0.315	140.000	h6	H9	3.307	0.048	8.18
860.1-0675-021A1-SD	●	0.266	0.846	3.062	3.110	0.315	140.000	h6	H9	1.339	0.048	3.18
860.1-0675-034A1-SD	●	0.266	1.377	3.534	3.583	0.315	140.000	h6	H9	2.087	0.048	5.18
860.1-0675-055A1-SD	●	0.266	2.174	4.912	4.961	0.315	140.000	h6	H9	3.307	0.048	8.19
860.1-0680-021A1-SD	●	0.268	0.852	3.062	3.110	0.315	140.000	h6	H9	1.339	0.049	3.18
860.1-0680-035A1-SD	●	0.268	1.387	3.534	3.583	0.315	140.000	h6	H9	2.087	0.049	5.18
860.1-0680-055A1-SD	●	0.268	2.191	4.912	4.961	0.315	140.000	h6	H9	3.307	0.049	8.18
860.1-0690-021A1-SD	●	0.272	0.865	3.061	3.110	0.315	140.000	h6	H9	1.339	0.049	3.18
860.1-0690-035A1-SD	●	0.272	1.408	3.533	3.583	0.315	140.000	h6	H9	2.087	0.049	5.18
860.1-0690-056A1-SD	●	0.272	2.223	4.911	4.961	0.315	140.000	h6	H9	3.307	0.049	8.18
860.1-0700-022A1-SD	●	0.276	0.877	3.060	3.110	0.315	140.000	h6	H9	1.339	0.050	3.18
860.1-0700-036A1-SD	●	0.276	1.428	3.533	3.583	0.315	140.000	h6	H9	2.087	0.050	5.18
860.1-0700-057A1-SD	●	0.276	2.255	4.910	4.961	0.315	140.000	h6	H9	3.307	0.050	8.18
860.1-0710-022A1-SD	●	0.280	0.889	3.059	3.110	0.315	140.000	h6	H9	1.614	0.051	3.18
860.1-0710-036A1-SD	●	0.280	1.448	3.532	3.583	0.315	140.000	h6	H9	2.087	0.051	5.18
860.1-0710-058A1-SD	●	0.280	2.287	4.910	4.961	0.315	140.000	h6	H9	3.307	0.051	8.18
860.1-0714-022A1-SD	●	0.281	0.894	3.059	3.110	0.315	140.000	h6	H9	1.614	0.051	3.18
860.1-0714-036A1-SD	●	0.281	1.457	3.532	3.583	0.315	140.000	h6	H9	2.087	0.051	5.18
860.1-0714-058A1-SD	●	0.281	2.300	4.909	4.961	0.315	140.000	h6	H9	3.307	0.051	8.18
860.1-0720-022A1-SD	●	0.283	0.902	3.059	3.110	0.315	140.000	h6	H9	1.614	0.052	3.18
860.1-0720-037A1-SD	●	0.283	1.469	3.531	3.583	0.315	140.000	h6	H9	2.087	0.052	5.18
860.1-0720-058A1-SD	●	0.283	2.319	4.909	4.961	0.315	140.000	h6	H9	3.307	0.052	8.18

● = First choice ○ = Good choice



CoroDrill® 860-SD Solid carbide drill

Internal coolant supply



Imperial (inch)

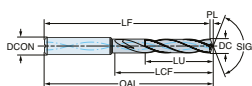
Ordering code	SZBM	DC [inch]	LU [inch]	LF [inch]	OAL [inch]	DCON _{MS} [inch]	SIG [deg]	TCDCON	TCHA	LCF [inch]	PL [inch]	ULDR
860.1-0730-023A1-SD	●	0.287	0.915	3.058	3.110	0.315	140.000	h6	H9	1.614	0.052	3.18
860.1-0730-037A1-SD	●	0.287	1.489	3.530	3.583	0.315	140.000	h6	H9	2.087	0.052	5.18
860.1-0730-059A1-SD	●	0.287	2.352	4.908	4.961	0.315	140.000	h6	H9	3.307	0.052	8.18
860.1-0740-023A1-SD	●	0.291	0.927	3.057	3.110	0.315	140.000	h6	H9	1.614	0.053	3.18
860.1-0740-038A1-SD	●	0.291	1.510	3.530	3.583	0.315	140.000	h6	H9	2.087	0.053	5.18
860.1-0740-060A1-SD	●	0.291	2.384	4.908	4.961	0.315	140.000	h6	H9	3.307	0.053	8.18
860.1-0750-023A1-SD	●	0.295	0.939	3.056	3.110	0.315	140.000	h6	H9	1.614	0.054	3.18
860.1-0750-038A1-SD	●	0.295	1.530	3.529	3.583	0.315	140.000	h6	H9	2.087	0.054	5.18
860.1-0750-061A1-SD	●	0.295	2.416	4.907	4.961	0.315	140.000	h6	H9	3.307	0.054	8.18
860.1-0754-023A1-SD	●	0.297	0.944	3.056	3.110	0.315	140.000	h6	H9	1.614	0.054	3.18
860.1-0754-039A1-SD	●	0.297	1.538	3.529	3.583	0.315	140.000	h6	H9	2.087	0.054	5.18
860.1-0754-061A1-SD	●	0.297	2.429	4.907	4.961	0.315	140.000	h6	H9	3.307	0.054	8.18
860.1-0760-024A1-SD	●	0.299	0.952	3.056	3.110	0.315	140.000	h6	H9	1.614	0.054	3.18
860.1-0760-039A1-SD	●	0.299	1.550	3.528	3.583	0.315	140.000	h6	H9	2.087	0.054	5.18
860.1-0760-062A1-SD	●	0.299	2.448	4.906	4.961	0.315	140.000	h6	H9	3.307	0.054	8.18
860.1-0770-024A1-SD	●	0.303	0.965	3.055	3.110	0.315	140.000	h6	H9	1.614	0.055	3.18
860.1-0770-039A1-SD	●	0.303	1.571	3.528	3.583	0.315	140.000	h6	H9	2.087	0.055	5.18
860.1-0770-063A1-SD	●	0.303	2.480	4.905	4.961	0.315	140.000	h6	H9	3.307	0.055	8.18
860.1-0780-024A1-SD	●	0.307	0.977	3.054	3.110	0.315	140.000	h6	H9	1.614	0.056	3.18
860.1-0780-040A1-SD	●	0.307	1.591	3.527	3.583	0.315	140.000	h6	H9	2.087	0.056	5.18
860.1-0780-063A1-SD	●	0.307	2.513	4.905	4.961	0.315	140.000	h6	H9	3.307	0.056	8.18
860.1-0790-025A1-SD	●	0.311	0.990	3.054	3.110	0.315	140.000	h6	H9	1.614	0.057	3.18
860.1-0790-040A1-SD	●	0.311	1.612	3.526	3.583	0.315	140.000	h6	H9	2.087	0.057	5.18
860.1-0790-064A1-SD	●	0.311	2.545	4.904	4.961	0.315	140.000	h6	H9	3.307	0.057	8.18
860.1-0794-025A1-SD	●	0.313	0.994	3.053	3.110	0.315	140.000	h6	H9	1.614	0.057	3.18
860.1-0794-041A1-SD	●	0.313	1.620	3.526	3.583	0.315	140.000	h6	H9	2.087	0.057	5.18
860.1-0794-064A1-SD	●	0.313	2.557	4.904	4.961	0.315	140.000	h6	H9	3.307	0.057	8.18

● = First choice ○ = Good choice



CoroDrill® 860-SD Solid carbide drill

Internal coolant supply



Imperial (inch)

S

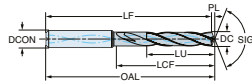
Ordering code	SBM	DC [inch]	LU [inch]	LF [inch]	OAL [inch]	DCON _{MS} [inch]	SIG [deg]	TCDCON	TCHA	LCF [inch]	PL [inch]	ULDR
860.1-0810-025A1-SD	●	0.319	1.015	3.446	3.504	0.394	140.000	h6	H9	1.850	0.058	3.18
860.1-0810-041A1-SD	●	0.319	1.652	3.997	4.055	0.394	140.000	h6	H9	2.402	0.058	5.18
860.1-0810-066A1-SD	●	0.319	2.609	5.926	5.984	0.394	140.000	h6	H9	4.173	0.058	8.18
860.1-0815-025A1-SD	●	0.321	1.021	3.446	3.504	0.394	140.000	h6	H9	1.850	0.058	3.18
860.1-0815-042A1-SD	●	0.321	1.663	3.997	4.055	0.394	140.000	h6	H9	2.402	0.058	5.18
860.1-0815-066A1-SD	●	0.321	2.625	5.926	5.984	0.394	140.000	h6	H9	4.173	0.058	8.18
860.1-0820-026A1-SD	●	0.323	1.027	3.445	3.504	0.394	140.000	h6	H9	1.850	0.059	3.18
860.1-0820-042A1-SD	●	0.323	1.673	3.996	4.055	0.394	140.000	h6	H9	2.402	0.059	5.18
860.1-0820-067A1-SD	●	0.323	2.641	5.926	5.984	0.394	140.000	h6	H9	4.173	0.059	8.18
860.1-0830-026A1-SD	●	0.327	1.040	3.444	3.504	0.394	140.000	h6	H9	1.850	0.059	3.18
860.1-0830-043A1-SD	●	0.327	1.693	3.996	4.055	0.394	140.000	h6	H9	2.402	0.059	5.18
860.1-0830-067A1-SD	●	0.327	2.674	5.925	5.984	0.394	140.000	h6	H9	4.173	0.059	8.18
860.1-0833-026A1-SD	●	0.328	1.044	3.444	3.504	0.394	140.000	h6	H9	1.850	0.060	3.18
860.1-0833-043A1-SD	●	0.328	1.700	3.995	4.055	0.394	140.000	h6	H9	2.402	0.060	5.18
860.1-0833-068A1-SD	●	0.328	2.683	5.925	5.984	0.394	140.000	h6	H9	4.173	0.060	8.18
860.1-0840-026A1-SD	●	0.331	1.052	3.444	3.504	0.394	140.000	h6	H9	1.850	0.060	3.18
860.1-0840-043A1-SD	●	0.331	1.714	3.995	4.055	0.394	140.000	h6	H9	2.402	0.060	5.18
860.1-0840-068A1-SD	●	0.331	2.706	5.924	5.984	0.394	140.000	h6	H9	4.173	0.060	8.18
860.1-0845-026A1-SD	●	0.333	1.059	3.443	3.504	0.394	140.000	h6	H9	1.850	0.061	3.18
860.1-0845-043A1-SD	●	0.333	1.724	3.995	4.055	0.394	140.000	h6	H9	2.402	0.061	5.18
860.1-0845-069A1-SD	●	0.333	2.722	5.924	5.984	0.394	140.000	h6	H9	4.173	0.061	8.18
860.1-0850-027A1-SD	●	0.335	1.065	3.443	3.504	0.394	140.000	h6	H9	1.850	0.061	3.18
860.1-0850-044A1-SD	●	0.335	1.734	3.994	4.055	0.394	140.000	h6	H9	2.402	0.061	5.18
860.1-0850-069A1-SD	●	0.335	2.738	5.923	5.984	0.394	140.000	h6	H9	4.173	0.061	8.18
860.1-0860-027A1-SD	●	0.339	1.078	3.442	3.504	0.394	140.000	h6	H9	1.850	0.062	3.18
860.1-0860-044A1-SD	●	0.339	1.755	3.994	4.055	0.394	140.000	h6	H9	2.402	0.062	5.18
860.1-0860-070A1-SD	●	0.339	2.770	5.923	5.984	0.394	140.000	h6	H9	4.173	0.062	8.18

● = First choice ○ = Good choice



CoroDrill® 860-SD Solid carbide drill

Internal coolant supply



Imperial (inch)

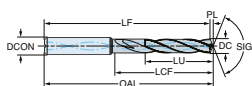
Ordering code	S											
	SZBM	DC [inch]	LU [inch]	LF [inch]	OAL [inch]	DCON _{MS} [inch]	SIG [deg]	TCDCON	TCHA	LCF [inch]	PL [inch]	ULDR
860.1-0865-027A1-SD	●	0.341	1.083	3.442	3.504	0.394	140.000	h6	H9	1.850	0.062	3.18
860.1-0865-044A1-SD	●	0.341	1.765	3.993	4.055	0.394	140.000	h6	H9	2.402	0.062	5.18
860.1-0865-070A1-SD	●	0.341	2.786	5.922	5.984	0.394	140.000	h6	H9	4.173	0.062	8.18
860.1-0870-027A1-SD	●	0.343	1.090	3.442	3.504	0.394	140.000	h6	H9	1.850	0.062	3.18
860.1-0870-045A1-SD	●	0.343	1.775	3.993	4.055	0.394	140.000	h6	H9	2.402	0.062	5.18
860.1-0870-071A1-SD	●	0.343	2.802	5.922	5.984	0.394	140.000	h6	H9	4.173	0.062	8.18
860.1-0873-027A1-SD	●	0.344	1.094	3.441	3.504	0.394	140.000	h6	H9	1.850	0.063	3.18
860.1-0873-045A1-SD	●	0.344	1.781	3.993	4.055	0.394	140.000	h6	H9	2.402	0.063	5.18
860.1-0873-071A1-SD	●	0.344	2.812	5.922	5.984	0.394	140.000	h6	H9	4.173	0.063	8.18
860.1-0880-028A1-SD	●	0.346	1.102	3.441	3.504	0.394	140.000	h6	H9	1.850	0.063	3.18
860.1-0880-045A1-SD	●	0.346	1.795	3.992	4.055	0.394	140.000	h6	H9	2.402	0.063	5.18
860.1-0880-072A1-SD	●	0.346	2.835	5.921	5.984	0.394	140.000	h6	H9	4.173	0.063	8.18
860.1-0885-028A1-SD	●	0.348	1.109	3.441	3.504	0.394	140.000	h6	H9	1.850	0.063	3.18
860.1-0885-045A1-SD	●	0.348	1.806	3.992	4.055	0.394	140.000	h6	H9	2.402	0.063	5.18
860.1-0885-072A1-SD	●	0.348	2.851	5.921	5.984	0.394	140.000	h6	H9	4.173	0.063	8.18
860.1-0890-028A1-SD	●	0.350	1.115	3.440	3.504	0.394	140.000	h6	H9	1.850	0.064	3.18
860.1-0890-046A1-SD	●	0.350	1.816	3.991	4.055	0.394	140.000	h6	H9	2.402	0.064	5.18
860.1-0890-072A1-SD	●	0.350	2.867	5.920	5.984	0.394	140.000	h6	H9	4.173	0.064	8.18
860.1-0900-028A1-SD	●	0.354	1.128	3.439	3.504	0.394	140.000	h6	H9	1.850	0.064	3.18
860.1-0900-046A1-SD	●	0.354	1.836	3.991	4.055	0.394	140.000	h6	H9	2.402	0.064	5.18
860.1-0900-073A1-SD	●	0.354	2.899	5.920	5.984	0.394	140.000	h6	H9	4.173	0.064	8.18
860.1-0910-028A1-SD	●	0.358	1.140	3.439	3.504	0.394	140.000	h6	H9	1.850	0.065	3.18
860.1-0910-047A1-SD	●	0.358	1.857	3.990	4.055	0.394	140.000	h6	H9	2.402	0.065	5.18
860.1-0910-074A1-SD	●	0.358	2.931	5.919	5.984	0.394	140.000	h6	H9	4.173	0.065	8.18
860.1-0913-029A1-SD	●	0.359	1.144	3.439	3.504	0.394	140.000	h6	H9	1.850	0.065	3.18
860.1-0913-047A1-SD	●	0.359	1.863	3.990	4.055	0.394	140.000	h6	H9	2.402	0.065	5.18
860.1-0913-074A1-SD	●	0.359	2.941	5.919	5.984	0.394	140.000	h6	H9	4.173	0.065	8.18

● = First choice ○ = Good choice



CoroDrill® 860-SD Solid carbide drill

Internal coolant supply



Imperial (inch)

S

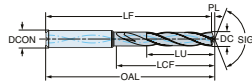
Ordering code	SBM	DC [inch]	LU [inch]	LF [inch]	OAL [inch]	DCON _{MS} [inch]	SIG [deg]	TCD CON	TCHA	LCF [inch]	PL [inch]	ULDR
860.1-0920-029A1-SD	●	0.362	1.152	3.438	3.504	0.394	140.000	h6	H9	1.850	0.066	3.18
860.1-0920-047A1-SD	●	0.362	1.870	3.989	4.055	0.394	140.000	h6	H9	2.402	0.066	5.16
860.1-0920-075A1-SD	●	0.362	2.963	5.918	5.984	0.394	140.000	h6	H9	4.173	0.066	8.18
860.1-0930-029A1-SD	●	0.366	1.165	3.437	3.504	0.394	140.000	h6	H9	1.850	0.067	3.18
860.1-0930-047A1-SD	●	0.366	1.866	3.989	4.055	0.394	140.000	h6	H9	2.402	0.067	5.10
860.1-0930-076A1-SD	●	0.366	2.996	5.918	5.984	0.394	140.000	h6	H9	4.173	0.067	8.18
860.1-0940-029A1-SD	●	0.370	1.178	3.437	3.504	0.394	140.000	h6	H9	1.850	0.067	3.18
860.1-0940-047A1-SD	●	0.370	1.866	3.988	4.055	0.394	140.000	h6	H9	2.402	0.067	5.04
860.1-0940-076A1-SD	●	0.370	3.028	5.917	5.984	0.394	140.000	h6	H9	4.173	0.067	8.18
860.1-0950-030A1-SD	●	0.374	1.190	3.436	3.504	0.394	140.000	h6	H9	1.850	0.068	3.18
860.1-0950-047A1-SD	●	0.374	1.862	3.987	4.055	0.394	140.000	h6	H9	2.402	0.068	4.98
860.1-0950-077A1-SD	●	0.374	3.060	5.916	5.984	0.394	140.000	h6	H9	4.173	0.068	8.18
860.1-0952-030A1-SD	●	0.375	1.193	3.436	3.504	0.394	140.000	h6	H9	1.850	0.068	3.18
860.1-0952-047A1-SD	●	0.375	1.862	3.987	4.055	0.394	140.000	h6	H9	2.402	0.068	4.97
860.1-0952-077A1-SD	●	0.375	3.067	5.916	5.984	0.394	140.000	h6	H9	4.173	0.068	8.18
860.1-0953-030A1-SD	●	0.375	1.194	3.436	3.504	0.394	140.000	h6	H9	1.850	0.068	3.18
860.1-0953-047A1-SD	●	0.375	1.862	3.987	4.055	0.394	140.000	h6	H9	2.402	0.068	4.97
860.1-0953-077A1-SD	●	0.375	3.070	5.916	5.984	0.394	140.000	h6	H9	4.173	0.068	8.19
860.1-0955-030A1-SD	●	0.376	1.196	3.436	3.504	0.394	140.000	h6	H9	1.850	0.068	3.18
860.1-0955-047A1-SD	●	0.376	1.858	3.987	4.055	0.394	140.000	h6	H9	2.402	0.068	4.94
860.1-0955-078A1-SD	●	0.376	3.076	5.916	5.984	0.394	140.000	h6	H9	4.173	0.068	8.18
860.1-0960-030A1-SD	●	0.378	1.203	3.435	3.504	0.394	140.000	h6	H9	1.850	0.069	3.18
860.1-0960-047A1-SD	●	0.378	1.858	3.986	4.055	0.394	140.000	h6	H9	2.402	0.069	4.92
860.1-0960-078A1-SD	●	0.378	3.093	5.915	5.984	0.394	140.000	h6	H9	4.173	0.069	8.18
860.1-0970-030A1-SD	●	0.382	1.215	3.434	3.504	0.394	140.000	h6	H9	1.850	0.069	3.18
860.1-0970-047A1-SD	●	0.382	1.854	3.986	4.055	0.394	140.000	h6	H9	2.402	0.069	4.86
860.1-0970-079A1-SD	●	0.382	3.125	5.915	5.984	0.394	140.000	h6	H9	4.173	0.069	8.18

● = First choice ○ = Good choice



CoroDrill® 860-SD Solid carbide drill

Internal coolant supply



Imperial (inch)

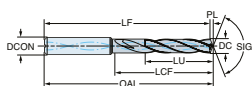
Ordering code	S											
	SZBM	DC [inch]	LU [inch]	LF [inch]	OAL [inch]	DCON _{MS} [inch]	SIG [deg]	TCDCON	TCHA	LCF [inch]	PL [inch]	ULDR
860.1-0975-031A1-SD	●	0.384	1.213	3.434	1.929	0.394	140.000	h8	H9	1.850	0.070	3.16
860.1-0975-047A1-SD	●	0.384	1.929	3.985	2.480	0.394	140.000	h8	H9	2.402	0.070	5.03
860.1-0975-079A1-SD	●	0.384	3.122	5.914	4.409	0.394	140.000	h8	H9	4.173	0.070	8.13
860.1-0980-031A1-SD	●	0.386	1.228	3.434	3.504	0.394	140.000	h6	H9	1.850	0.070	3.18
860.1-0980-047A1-SD	●	0.386	1.850	3.985	4.055	0.394	140.000	h6	H9	2.402	0.070	4.80
860.1-0980-080A1-SD	●	0.386	3.157	5.914	5.984	0.394	140.000	h6	H9	4.173	0.070	8.18
860.1-0990-031A1-SD	●	0.390	1.240	3.433	3.504	0.394	140.000	h6	H9	1.850	0.071	3.18
860.1-0990-047A1-SD	●	0.390	1.850	3.984	4.055	0.394	140.000	h6	H9	2.402	0.071	4.75
860.1-0990-081A1-SD	●	0.390	3.189	5.913	5.984	0.394	140.000	h6	H9	4.173	0.071	8.18
860.1-0992-031A1-SD	●	0.391	1.243	3.433	3.504	0.394	140.000	h6	H9	1.850	0.071	3.18
860.1-0992-047A1-SD	●	0.391	1.850	3.984	4.055	0.394	140.000	h6	H9	2.402	0.071	4.74
860.1-0992-081A1-SD	●	0.391	3.196	5.913	5.984	0.394	140.000	h6	H9	4.173	0.071	8.18
860.1-1010-032A1-SD	●	0.398	1.265	3.943	4.016	0.472	140.000	h6	H9	2.165	0.072	3.18
860.1-1010-052A1-SD	●	0.398	2.061	4.573	4.646	0.472	140.000	h6	H9	2.795	0.072	5.18
860.1-1010-082A1-SD	●	0.398	3.254	7.014	7.087	0.472	140.000	h6	H9	5.039	0.072	8.18
860.1-1020-032A1-SD	●	0.402	1.278	3.943	4.016	0.472	140.000	h6	H9	2.165	0.073	3.18
860.1-1020-052A1-SD	●	0.402	2.081	4.573	4.646	0.472	140.000	h6	H9	2.795	0.073	5.18
860.1-1020-083A1-SD	●	0.402	3.286	7.014	7.087	0.472	140.000	h6	H9	5.039	0.073	8.18
860.1-1030-032A1-SD	●	0.406	1.290	3.942	4.016	0.472	140.000	h6	H9	2.165	0.074	3.18
860.1-1030-053A1-SD	●	0.406	2.101	4.572	4.646	0.472	140.000	h6	H9	2.795	0.074	5.18
860.1-1030-084A1-SD	●	0.406	3.318	7.013	7.087	0.472	140.000	h6	H9	5.039	0.074	8.18
860.1-1032-032A1-SD	●	0.406	1.293	3.942	4.016	0.472	140.000	h6	H9	2.165	0.074	3.18
860.1-1032-053A1-SD	●	0.406	2.106	4.572	4.646	0.472	140.000	h6	H9	2.795	0.074	5.18
860.1-1032-084A1-SD	●	0.406	3.324	7.013	7.087	0.472	140.000	h6	H9	5.039	0.074	8.18
860.1-1040-033A1-SD	●	0.409	1.303	3.941	4.016	0.472	140.000	h6	H9	2.165	0.075	3.18
860.1-1040-053A1-SD	●	0.409	2.122	4.571	4.646	0.472	140.000	h6	H9	2.795	0.075	5.18
860.1-1040-085A1-SD	●	0.409	3.350	7.012	7.087	0.472	140.000	h6	H9	5.039	0.075	8.18

● = First choice ○ = Good choice



CoroDrill® 860-SD Solid carbide drill

Internal coolant supply



Imperial (inch)

S

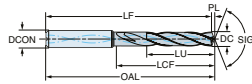
Ordering code	SBM	DC [inch]	LU [inch]	LF [inch]	OAL [inch]	D CON _{MS} [inch]	SIG [deg]	TCD CON	TCHA	LCF [inch]	PL [inch]	ULDR
860.1-1045-033A1-SD	●	0.411	1.309	3.941	4.016	0.472	140.000	h6	H9	2.165	0.075	3.18
860.1-1045-054A1-SD	●	0.411	2.132	4.571	4.646	0.472	140.000	h6	H9	2.795	0.075	5.18
860.1-1045-085A1-SD	●	0.411	3.366	7.012	7.087	0.472	140.000	h6	H9	5.039	0.075	8.18
860.1-1050-033A1-SD	●	0.413	1.315	3.941	4.016	0.472	140.000	h6	H9	2.165	0.075	3.18
860.1-1050-054A1-SD	●	0.413	2.142	4.570	4.646	0.472	140.000	h6	H9	2.795	0.075	5.18
860.1-1050-085A1-SD	●	0.413	3.382	7.011	7.087	0.472	140.000	h6	H9	5.039	0.075	8.18
860.1-1060-033A1-SD	●	0.417	1.328	3.940	4.016	0.472	140.000	h6	H9	2.165	0.076	3.18
860.1-1060-054A1-SD	●	0.417	2.163	4.570	4.646	0.472	140.000	h6	H9	2.795	0.076	5.18
860.1-1060-086A1-SD	●	0.417	3.415	7.011	7.087	0.472	140.000	h6	H9	5.039	0.076	8.18
860.1-1070-034A1-SD	●	0.421	1.341	3.939	4.016	0.472	140.000	h6	H9	2.165	0.077	3.18
860.1-1070-055A1-SD	●	0.421	2.183	4.569	4.646	0.472	140.000	h6	H9	2.795	0.077	5.18
860.1-1070-087A1-SD	●	0.421	3.447	7.010	7.087	0.472	140.000	h6	H9	5.039	0.077	8.18
860.1-1072-034A1-SD	●	0.422	1.343	3.939	4.016	0.472	140.000	h6	H9	2.165	0.077	3.18
860.1-1072-055A1-SD	●	0.422	2.185	4.569	4.646	0.472	140.000	h6	H9	2.795	0.077	5.18
860.1-1072-087A1-SD	●	0.422	3.453	7.010	7.087	0.472	140.000	h6	H9	5.039	0.077	8.18
860.1-1080-034A1-SD	●	0.425	1.353	3.938	4.016	0.472	140.000	h6	H9	2.165	0.077	3.18
860.1-1080-055A1-SD	●	0.425	2.185	4.568	4.646	0.472	140.000	h6	H9	2.795	0.077	5.14
860.1-1080-088A1-SD	●	0.425	3.479	7.009	7.087	0.472	140.000	h6	H9	5.039	0.077	8.18
860.1-1090-034A1-SD	●	0.429	1.365	3.938	4.016	0.472	140.000	h6	H9	2.165	0.078	3.18
860.1-1090-055A1-SD	●	0.429	2.181	4.568	4.646	0.472	140.000	h6	H9	2.795	0.078	5.08
860.1-1090-089A1-SD	●	0.429	3.511	7.009	7.087	0.472	140.000	h6	H9	5.039	0.078	8.18
860.1-1100-035A1-SD	●	0.433	1.378	3.937	4.016	0.472	140.000	h6	H9	2.165	0.079	3.18
860.1-1100-055A1-SD	●	0.433	2.177	4.567	4.646	0.472	140.000	h6	H9	2.795	0.079	5.03
860.1-1100-090A1-SD	●	0.433	3.543	7.008	7.087	0.472	140.000	h6	H9	5.039	0.079	8.18
860.1-1110-035A1-SD	●	0.437	1.391	3.936	4.016	0.472	140.000	h6	H9	2.165	0.080	3.18
860.1-1110-055A1-SD	●	0.437	2.173	4.566	4.646	0.472	140.000	h6	H9	2.795	0.080	4.97
860.1-1110-090A1-SD	●	0.437	3.576	7.007	7.087	0.472	140.000	h6	H9	5.039	0.080	8.18

● = First choice ○ = Good choice



CoroDrill® 860-SD Solid carbide drill

Internal coolant supply



Imperial (inch)

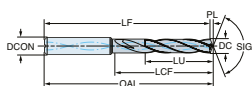

Ordering code	S											
	SZBM	DC [inch]	LU [inch]	LF [inch]	OAL [inch]	DCON _{MS} [inch]	SIG [deg]	TCDCON	TCHA	LCF [inch]	PL [inch]	ULDR
860.1-1111-035A1-SD	●	0.438	1.392	3.936	4.016	0.472	140.000	h6	H9	2.165	0.080	3.18
860.1-1111-055A1-SD	●	0.438	2.173	4.566	4.646	0.472	140.000	h6	H9	2.795	0.080	4.97
860.1-1111-090A1-SD	●	0.438	3.579	7.007	7.087	0.472	140.000	h6	H9	5.039	0.080	8.18
860.1-1120-035A1-SD	●	0.441	1.403	3.936	4.016	0.472	140.000	h6	H9	2.165	0.080	3.18
860.1-1120-055A1-SD	●	0.441	2.169	4.565	4.646	0.472	140.000	h6	H9	2.795	0.080	4.92
860.1-1120-091A1-SD	●	0.441	3.608	7.006	7.087	0.472	140.000	h6	H9	5.039	0.080	8.18
860.1-1130-035A1-SD	●	0.445	1.416	3.935	4.016	0.472	140.000	h6	H9	2.165	0.081	3.18
860.1-1130-055A1-SD	●	0.445	2.169	4.565	4.646	0.472	140.000	h6	H9	2.795	0.081	4.88
860.1-1130-092A1-SD	●	0.445	3.640	7.006	7.087	0.472	140.000	h6	H9	5.039	0.081	8.18
860.1-1140-036A1-SD	●	0.449	1.428	3.934	4.016	0.472	140.000	h6	H9	2.165	0.082	3.18
860.1-1140-055A1-SD	●	0.449	2.165	4.564	4.646	0.472	140.000	h6	H9	2.795	0.082	4.82
860.1-1140-093A1-SD	●	0.449	3.672	7.005	7.087	0.472	140.000	h6	H9	5.039	0.082	8.18
860.1-1150-036A1-SD	●	0.453	1.441	3.933	4.016	0.472	140.000	h6	H9	2.165	0.082	3.18
860.1-1150-054A1-SD	●	0.453	2.161	4.563	4.646	0.472	140.000	h6	H9	2.795	0.082	4.77
860.1-1150-094A1-SD	●	0.453	3.704	7.004	7.087	0.472	140.000	h6	H9	5.039	0.082	8.18
860.1-1151-036A1-SD	●	0.453	1.442	3.933	4.016	0.472	140.000	h6	H9	2.165	0.082	3.18
860.1-1151-054A1-SD	●	0.453	2.161	4.563	4.646	0.472	140.000	h6	H9	2.795	0.082	4.77
860.1-1151-094A1-SD	●	0.453	3.707	7.004	7.087	0.472	140.000	h6	H9	5.039	0.082	8.18
860.1-1160-036A1-SD	●	0.457	1.453	3.933	4.016	0.472	140.000	h6	H9	2.165	0.083	3.18
860.1-1160-054A1-SD	●	0.457	2.157	4.563	4.646	0.472	140.000	h6	H9	2.795	0.083	4.72
860.1-1160-094A1-SD	●	0.457	3.737	7.004	7.087	0.472	140.000	h6	H9	5.039	0.083	8.18
860.1-1170-037A1-SD	●	0.461	1.466	3.932	4.016	0.472	140.000	h6	H9	2.165	0.084	3.18
860.1-1170-054A1-SD	●	0.461	2.157	4.562	4.646	0.472	140.000	h6	H9	2.795	0.084	4.68
860.1-1170-095A1-SD	●	0.461	3.769	7.003	7.087	0.472	140.000	h6	H9	5.039	0.084	8.18
860.1-1180-037A1-SD	●	0.465	1.478	3.931	4.016	0.472	140.000	h6	H9	2.165	0.085	3.18
860.1-1180-054A1-SD	●	0.465	2.154	4.561	4.646	0.472	140.000	h6	H9	2.795	0.085	4.64
860.1-1180-096A1-SD	●	0.465	3.801	7.002	7.087	0.472	140.000	h6	H9	5.039	0.085	8.18

● = First choice ○ = Good choice



CoroDrill® 860-SD Solid carbide drill

Internal coolant supply



Imperial (inch)

S

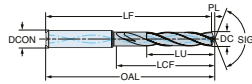
Ordering code	SBM	DC [inch]	LU [inch]	LF [inch]	OAL [inch]	DCON _{MS} [inch]	SIG [deg]	TCD	TCHA	LCF [inch]	PL [inch]	ULDR
860.1-1190-037A1-SD	●	0.469	1.491	3.930	4.016	0.472	140.000	h6	H9	2.165	0.085	3.18
860.1-1190-054A1-SD	●	0.469	2.150	4.560	4.646	0.472	140.000	h6	H9	2.795	0.085	4.59
860.1-1190-097A1-SD	●	0.469	3.833	7.001	7.087	0.472	140.000	h6	H9	5.039	0.085	8.18
860.1-1210-038A1-SD	●	0.476	1.516	4.126	4.213	0.551	140.000	h6	H9	2.362	0.087	3.18
860.1-1210-059A1-SD	●	0.476	2.350	4.795	4.882	0.551	140.000	h6	H9	3.031	0.087	4.93
860.1-1210-099A1-SD	●	0.476	3.898	7.866	7.953	0.551	140.000	h6	H9	5.945	0.087	8.18
860.1-1220-038A1-SD	●	0.480	1.528	4.125	4.213	0.551	140.000	h6	H9	2.362	0.087	3.18
860.1-1220-059A1-SD	●	0.480	2.346	4.794	4.882	0.551	140.000	h6	H9	3.031	0.087	4.89
860.1-1220-099A1-SD	●	0.480	3.930	7.865	7.953	0.551	140.000	h6	H9	5.945	0.087	8.18
860.1-1230-039A1-SD	●	0.484	1.541	4.124	4.213	0.551	140.000	h6	H9	2.362	0.088	3.18
860.1-1230-059A1-SD	●	0.484	2.343	4.794	4.882	0.551	140.000	h6	H9	3.031	0.088	4.84
860.1-1230-100A1-SD	●	0.484	3.962	7.865	7.953	0.551	140.000	h6	H9	5.945	0.088	8.18
860.1-1240-039A1-SD	●	0.488	1.554	4.124	4.213	0.551	140.000	h6	H9	2.362	0.089	3.18
860.1-1240-059A1-SD	●	0.488	2.339	4.793	4.882	0.551	140.000	h6	H9	3.031	0.089	4.79
860.1-1240-101A1-SD	●	0.488	3.994	7.864	7.953	0.551	140.000	h6	H9	5.945	0.089	8.18
860.1-1250-039A1-SD	●	0.492	1.566	4.123	4.213	0.551	140.000	h6	H9	2.362	0.090	3.18
860.1-1250-059A1-SD	●	0.492	2.339	4.792	4.882	0.551	140.000	h6	H9	3.031	0.090	4.75
860.1-1250-102A1-SD	●	0.492	4.026	7.863	7.953	0.551	140.000	h6	H9	5.945	0.090	8.18
860.1-1260-040A1-SD	●	0.496	1.578	4.122	4.213	0.551	140.000	h6	H9	2.362	0.090	3.18
860.1-1260-059A1-SD	●	0.496	2.335	4.792	4.882	0.551	140.000	h6	H9	3.031	0.090	4.71
860.1-1260-103A1-SD	●	0.496	4.059	7.862	7.953	0.551	140.000	h6	H9	5.945	0.090	8.18
860.1-1270-040A1-SD	●	0.500	1.591	4.122	4.213	0.551	140.000	h6	H9	2.362	0.091	3.18
860.1-1270-059A1-SD	●	0.500	2.331	4.791	4.882	0.551	140.000	h6	H9	3.031	0.091	4.66
860.1-1270-103A1-SD	●	0.500	4.091	7.862	7.953	0.551	140.000	h6	H9	5.945	0.091	8.18
860.1-1280-040A1-SD	●	0.504	1.604	4.121	4.213	0.551	140.000	h6	H9	2.362	0.092	3.18
860.1-1280-059A1-SD	●	0.504	2.327	4.790	4.882	0.551	140.000	h6	H9	3.031	0.092	4.62
860.1-1280-104A1-SD	●	0.504	4.123	7.861	7.953	0.551	140.000	h6	H9	5.945	0.092	8.18

● = First choice ○ = Good choice



CoroDrill® 860-SD Solid carbide drill

Internal coolant supply



Imperial (inch)

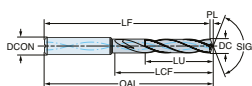
Ordering code	S2BM	DC [inch]	LU [inch]	LF [inch]	OAL [inch]	DCON _{MS} [inch]	SIG [deg]	TCDCON	TCHA	LCF [inch]	PL [inch]	ULDR	S
860.1-1290-041A1-SD	●	0.508	1.616	4.120	4.213	0.551	140.000	h6	H9	2.362	0.092	3.18	
860.1-1290-059A1-SD	●	0.508	2.323	4.789	4.882	0.551	140.000	h6	H9	3.031	0.092	4.57	
860.1-1290-105A1-SD	●	0.508	4.156	7.860	7.953	0.551	140.000	h6	H9	5.945	0.092	8.18	
860.1-1300-041A1-SD	●	0.512	1.629	4.119	4.213	0.551	140.000	h6	H9	2.362	0.093	3.18	
860.1-1300-059A1-SD	●	0.512	2.323	4.789	4.882	0.551	140.000	h6	H9	3.031	0.093	4.54	
860.1-1300-106A1-SD	●	0.512	4.188	7.860	7.953	0.551	140.000	h6	H9	5.945	0.093	8.18	
860.1-1310-041A1-SD	●	0.516	1.641	4.119	4.213	0.551	140.000	h6	H9	2.362	0.094	3.18	
860.1-1310-058A1-SD	●	0.516	2.319	4.788	4.882	0.551	140.000	h6	H9	3.031	0.094	4.50	
860.1-1310-107A1-SD	●	0.516	4.220	7.859	7.953	0.551	140.000	h6	H9	5.945	0.094	8.18	
860.1-1325-041A1-SD	●	0.522	1.646	4.118	4.213	0.551	140.000	h6	H9	2.362	0.095	3.15	
860.1-1325-058A1-SD	●	0.522	2.315	4.787	4.882	0.551	140.000	h6	H9	3.031	0.095	4.44	
860.1-1325-108A1-SD	●	0.522	4.268	7.858	7.953	0.551	140.000	h6	H9	5.945	0.095	8.18	
860.1-1330-041A1-SD	●	0.524	1.642	4.117	4.213	0.551	140.000	h6	H9	2.362	0.095	3.14	
860.1-1330-058A1-SD	●	0.524	2.311	4.787	4.882	0.551	140.000	h6	H9	3.031	0.095	4.41	
860.1-1330-108A1-SD	●	0.524	4.284	7.857	7.953	0.551	140.000	h6	H9	5.945	0.095	8.18	
860.1-1349-041A1-SD	●	0.531	1.638	4.116	4.213	0.551	140.000	h6	H9	2.362	0.097	3.08	
860.1-1349-058A1-SD	●	0.531	2.307	4.785	4.882	0.551	140.000	h6	H9	3.031	0.097	4.34	
860.1-1349-110A1-SD	●	0.531	4.345	7.856	7.953	0.551	140.000	h6	H9	5.945	0.097	8.18	
860.1-1350-041A1-SD	●	0.531	1.638	4.116	4.213	0.551	140.000	h6	H9	2.362	0.097	3.08	
860.1-1350-058A1-SD	●	0.531	2.307	4.785	4.882	0.551	140.000	h6	H9	3.031	0.097	4.34	
860.1-1350-110A1-SD	●	0.531	4.349	7.856	7.953	0.551	140.000	h6	H9	5.945	0.097	8.18	
860.1-1370-041A1-SD	●	0.539	1.630	4.114	4.213	0.551	140.000	h6	H9	2.362	0.098	3.02	
860.1-1370-058A1-SD	●	0.539	2.299	4.784	4.882	0.551	140.000	h6	H9	3.031	0.098	4.26	
860.1-1370-112A1-SD	●	0.539	4.413	7.855	7.953	0.551	140.000	h6	H9	5.945	0.098	8.18	
860.1-1375-041A1-SD	●	0.541	1.630	4.114	4.213	0.551	140.000	h6	H9	2.362	0.099	3.01	
860.1-1375-058A1-SD	●	0.541	2.299	4.783	4.882	0.551	140.000	h6	H9	3.031	0.099	4.25	
860.1-1375-112A1-SD	●	0.541	4.429	7.854	7.953	0.551	140.000	h6	H9	5.945	0.099	8.18	

● = First choice ○ = Good choice



CoroDrill® 860-SD Solid carbide drill

Internal coolant supply



Imperial (inch)

S

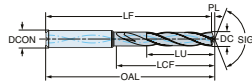
Ordering code	SBM	DC [inch]	LU [inch]	LF [inch]	OAL [inch]	DCON _{MS} [inch]	SIG [deg]	TCDCON	TCHA	LCF [inch]	PL [inch]	ULDR
860.1-1380-041A1-SD	●	0.543	1.630	4.114	4.213	0.551	140.000	h6	H9	2.362	0.099	3.00
860.1-1380-058A1-SD	●	0.543	2.299	4.783	4.882	0.551	140.000	h6	H9	3.031	0.099	4.23
860.1-1380-112A1-SD	●	0.543	4.445	7.854	7.953	0.551	140.000	h6	H9	5.945	0.099	8.18
860.1-1389-041A1-SD	●	0.547	1.626	4.113	4.213	0.551	140.000	h6	H9	2.362	0.100	2.97
860.1-1389-058A1-SD	●	0.547	2.295	4.782	4.882	0.551	140.000	h6	H9	3.031	0.100	4.20
860.1-1389-113A1-SD	●	0.547	4.474	7.853	7.953	0.551	140.000	h6	H9	5.945	0.100	8.18
860.1-1410-044A1-SD	●	0.555	1.791	4.427	4.528	0.630	140.000	h6	H9	2.559	0.101	3.23
860.1-1410-063A1-SD	●	0.555	2.500	5.135	5.236	0.630	140.000	h6	H9	3.268	0.101	4.50
860.1-1410-115A1-SD	●	0.555	4.542	8.836	8.937	0.630	140.000	h6	H9	6.772	0.101	8.18
860.1-1420-045A1-SD	●	0.559	1.791	4.426	4.528	0.630	140.000	h6	H9	2.559	0.102	3.20
860.1-1420-066A1-SD	●	0.559	2.618	5.134	5.236	0.630	140.000	h6	H9	3.386	0.102	4.68
860.1-1420-116A1-SD	●	0.559	4.574	8.835	8.937	0.630	140.000	h6	H9	6.772	0.102	8.18
860.1-1425-045A1-SD	●	0.561	1.787	4.425	4.528	0.630	140.000	h6	H9	2.559	0.102	3.19
860.1-1425-063A1-SD	●	0.561	2.496	5.134	5.236	0.630	140.000	h6	H9	3.268	0.102	4.45
860.1-1425-116A1-SD	●	0.561	4.590	8.835	8.937	0.630	140.000	h6	H9	6.772	0.102	8.18
860.1-1429-045A1-SD	●	0.563	1.787	4.425	4.528	0.630	140.000	h6	H9	2.559	0.102	3.18
860.1-1429-063A1-SD	●	0.563	2.496	5.134	5.236	0.630	140.000	h6	H9	3.268	0.102	4.44
860.1-1429-116A1-SD	●	0.563	4.603	8.835	8.937	0.630	140.000	h6	H9	6.772	0.102	8.18
860.1-1450-045A1-SD	●	0.571	1.780	4.424	4.528	0.630	140.000	h6	H9	2.559	0.104	3.12
860.1-1450-063A1-SD	●	0.571	2.488	5.132	5.236	0.630	140.000	h6	H9	3.268	0.104	4.36
860.1-1450-118A1-SD	●	0.571	4.671	8.833	8.937	0.630	140.000	h6	H9	6.772	0.104	8.18
860.1-1469-045A1-SD	●	0.578	1.772	4.422	4.528	0.630	140.000	h6	H9	2.559	0.105	3.06
860.1-1469-063A1-SD	●	0.578	2.480	5.131	5.236	0.630	140.000	h6	H9	3.268	0.105	4.29
860.1-1469-120A1-SD	●	0.578	4.732	8.832	8.937	0.630	140.000	h6	H9	6.772	0.105	8.18
860.1-1475-045A1-SD	●	0.581	1.772	4.422	4.528	0.630	140.000	h6	H9	2.559	0.106	3.05
860.1-1475-063A1-SD	●	0.581	2.480	5.131	5.236	0.630	140.000	h6	H9	3.268	0.106	4.27
860.1-1475-120A1-SD	●	0.581	4.751	8.831	8.937	0.630	140.000	h6	H9	6.772	0.106	8.18

● = First choice ○ = Good choice



CoroDrill® 860-SD Solid carbide drill

Internal coolant supply



Imperial (inch)

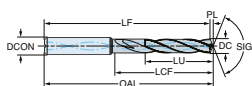
Ordering code	SZBM	DC [inch]	LU [inch]	LF [inch]	OAL [inch]	DCON _{MS} [inch]	SIG [deg]	TCDCON	TCHA	LCF [inch]	PL [inch]	ULDR
860.1-1480-045A1-SD	●	0.583	1.772	4.422	4.528	0.630	140.000	h6	H9	2.559	0.106	3.04
860.1-1480-063A1-SD	●	0.583	2.480	5.130	5.236	0.630	140.000	h6	H9	3.268	0.106	4.26
860.1-1480-121A1-SD	●	0.583	4.767	8.831	8.937	0.630	140.000	h6	H9	6.772	0.106	8.18
860.1-1500-044A1-SD	●	0.591	1.764	4.420	4.528	0.630	140.000	h6	H9	2.559	0.107	2.99
860.1-1500-062A1-SD	●	0.591	2.472	5.129	5.236	0.630	140.000	h6	H9	3.268	0.107	4.19
860.1-1500-122A1-SD	●	0.591	4.832	8.830	8.937	0.630	140.000	h6	H9	6.772	0.107	8.18
860.1-1510-044A1-SD	●	0.594	1.760	4.419	4.528	0.630	140.000	h6	H9	2.559	0.108	2.96
860.1-1510-062A1-SD	●	0.594	2.469	5.128	5.236	0.630	140.000	h6	H9	3.268	0.108	4.15
860.1-1510-123A1-SD	●	0.594	4.864	8.829	8.937	0.630	140.000	h6	H9	6.772	0.108	8.18
860.1-1520-044A1-SD	●	0.598	1.756	4.419	4.528	0.630	140.000	h6	H9	2.559	0.109	2.93
860.1-1520-062A1-SD	●	0.598	2.465	5.127	5.236	0.630	140.000	h6	H9	3.268	0.109	4.12
860.1-1520-124A1-SD	●	0.598	4.896	8.828	8.937	0.630	140.000	h6	H9	6.772	0.109	8.18
860.1-1530-044A1-SD	●	0.602	1.756	4.418	4.528	0.630	140.000	h6	H9	2.559	0.110	2.92
860.1-1530-062A1-SD	●	0.602	2.465	5.127	5.236	0.630	140.000	h6	H9	3.268	0.110	4.09
860.1-1530-125A1-SD	●	0.602	4.928	8.827	8.937	0.630	140.000	h6	H9	6.772	0.110	8.18
860.1-1550-044A1-SD	●	0.610	1.748	4.416	4.528	0.630	140.000	h6	H9	2.559	0.111	2.86
860.1-1550-062A1-SD	●	0.610	2.457	5.125	5.236	0.630	140.000	h6	H9	3.268	0.111	4.03
860.1-1550-126A1-SD	●	0.610	4.993	8.826	8.937	0.630	140.000	h6	H9	6.772	0.111	8.18
860.1-1580-044A1-SD	●	0.622	1.740	4.414	4.528	0.630	140.000	h6	H9	2.559	0.113	2.80
860.1-1580-062A1-SD	●	0.622	2.449	5.123	5.236	0.630	140.000	h6	H9	3.268	0.113	3.94
860.1-1580-129A1-SD	●	0.622	5.090	8.824	8.937	0.630	140.000	h6	H9	6.772	0.113	8.18
860.1-1587-044A1-SD	●	0.625	1.736	4.414	4.528	0.630	140.000	h6	H9	2.559	0.114	2.78
860.1-1587-062A1-SD	●	0.625	2.445	5.123	5.236	0.630	140.000	h6	H9	3.268	0.114	3.91
860.1-1587-129A1-SD	●	0.625	5.112	8.823	8.937	0.630	140.000	h6	H9	6.772	0.114	8.18

● = First choice ○ = Good choice



CoroDrill® 860-SD Solid carbide drill

Internal coolant supply



Metric (mm)

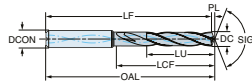
S

Ordering code	S2BM	DC [mm]	LU [mm]	LF [mm]	OAL [mm]	DCON _{MS} [mm]	SIG [deg]	TCDCON	TCHA	LCF [mm]	PL [mm]	ULDR
860.1-0600-019A1-SD	●	6.00	19.09	64.91	66.00	6.00	140.00	h6	H9	28.00	1.09	3.18
860.1-0600-031A1-SD	●	6.00	31.09	80.91	82.00	6.00	140.00	h6	H9	44.00	1.09	5.18
860.1-0600-049A1-SD	●	6.00	49.09	102.91	104.00	6.00	140.00	h6	H9	62.00	1.09	8.18
860.1-0800-025A1-SD	●	8.00	25.46	77.54	79.00	8.00	140.00	h6	H9	41.00	1.46	3.18
860.1-0800-041A1-SD	●	8.00	41.46	89.54	91.00	8.00	140.00	h6	H9	53.00	1.46	5.18
860.1-0800-065A1-SD	●	8.00	65.46	124.54	126.00	8.00	140.00	h6	H9	84.00	1.46	8.18
860.1-1000-031A1-SD	●	10.00	31.82	87.18	89.00	10.00	140.00	h6	H9	47.00	1.82	3.18
860.1-1000-046A1-SD	●	10.00	46.90	101.18	103.00	10.00	140.00	h6	H9	61.00	1.82	4.69
860.1-1000-081A1-SD	●	10.00	81.82	150.18	152.00	10.00	140.00	h6	H9	106.00	1.82	8.18
860.1-1200-038A1-SD	●	12.00	38.18	99.82	102.00	12.00	140.00	h6	H9	55.00	2.18	3.18
860.1-1200-054A1-SD	●	12.00	54.60	115.82	118.00	12.00	140.00	h6	H9	71.00	2.18	4.55
860.1-1200-098A1-SD	●	12.00	98.18	177.82	180.00	12.00	140.00	h6	H9	128.00	2.18	8.18
860.1-1400-041A1-SD	●	14.00	41.20	104.45	107.00	14.00	140.00	h6	H9	60.00	2.55	2.94
860.1-1400-058A1-SD	●	14.00	58.20	121.45	124.00	14.00	140.00	h6	H9	77.00	2.55	4.16
860.1-1400-114A1-SD	●	14.00	114.55	199.45	202.00	14.00	140.00	h6	H9	151.00	2.55	8.18
860.1-1600-044A1-SD	●	16.00	44.00	112.09	115.00	16.00	140.00	h6	H9	65.00	2.91	2.75
860.1-1600-062A1-SD	●	16.00	62.00	130.09	133.00	16.00	140.00	h6	H9	83.00	2.91	3.88
860.1-1600-130A1-SD	●	16.00	130.91	224.09	227.00	16.00	140.00	h6	H9	172.00	2.91	8.18



CoroDrill® 860-SD Solid carbide drill

Internal coolant supply



Imperial (inch)

Ordering code	S												
	SZBM	DC [inch]	LU [inch]	LF [inch]	OAL [inch]	DCON _{MS} [inch]	SIG [deg]	TCDCON	TCHA	LCF [inch]	PL [inch]	ULDR	
860.1-0600-019A1-SD	●	0.236	0.752	2.555	2.598	0.236	140.000	h6	H9	1.102	0.043	3.18	
860.1-0600-031A1-SD	●	0.236	1.224	3.185	3.228	0.236	140.000	h6	H9	1.732	0.043	5.18	
860.1-0600-049A1-SD	●	0.236	1.933	4.051	4.094	0.236	140.000	h6	H9	2.441	0.043	8.18	
860.1-0800-025A1-SD	●	0.315	1.002	3.053	3.110	0.315	140.000	h6	H9	1.614	0.057	3.18	
860.1-0800-041A1-SD	●	0.315	1.632	3.525	3.583	0.315	140.000	h6	H9	2.087	0.057	5.18	
860.1-0800-065A1-SD	●	0.315	2.577	4.903	4.961	0.315	140.000	h6	H9	3.307	0.057	8.18	
860.1-1000-031A1-SD	●	0.394	1.253	3.432	3.504	0.394	140.000	h6	H9	1.850	0.072	3.18	
860.1-1000-046A1-SD	●	0.394	1.846	3.983	4.055	0.394	140.000	h6	H9	2.402	0.072	4.69	
860.1-1000-081A1-SD	●	0.394	3.221	5.913	5.984	0.394	140.000	h6	H9	4.173	0.072	8.18	
860.1-1200-038A1-SD	●	0.472	1.503	3.930	4.016	0.472	140.000	h6	H9	2.165	0.086	3.18	
860.1-1200-054A1-SD	●	0.472	2.150	4.560	4.646	0.472	140.000	h6	H9	2.795	0.086	4.55	
860.1-1200-098A1-SD	●	0.472	3.865	7.001	7.087	0.472	140.000	h6	H9	5.039	0.086	8.18	
860.1-1400-041A1-SD	●	0.551	1.622	4.112	4.213	0.551	140.000	h6	H9	2.362	0.100	2.94	
860.1-1400-058A1-SD	●	0.551	2.291	4.782	4.882	0.551	140.000	h6	H9	3.031	0.100	4.16	
860.1-1400-114A1-SD	●	0.551	4.510	7.852	7.953	0.551	140.000	h6	H9	5.945	0.100	8.18	
860.1-1600-044A1-SD	●	0.630	1.732	4.413	4.528	0.630	140.000	h6	H9	2.559	0.115	2.75	
860.1-1600-062A1-SD	●	0.630	2.441	5.122	5.236	0.630	140.000	h6	H9	3.268	0.115	3.88	
860.1-1600-130A1-SD	●	0.630	5.154	8.822	8.937	0.630	140.000	h6	H9	6.772	0.115	8.18	



Read more about
QS Micro Holding System:
sandvik.coromant.com/qsmicro



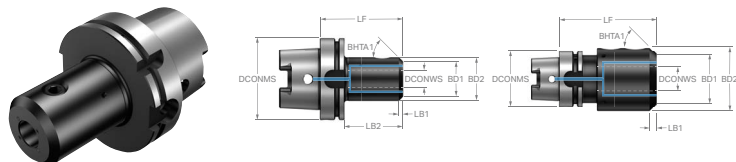
Holding

Rotating tool adaptors	538
HSK to Weldon adaptor	538
HSK to arbor with driving screws adaptor	540
HSK to MDI adaptor	541
HSK to ISO 9766 adaptor	542
HSK to Coromant Capto® adaptor with Quick change	544
HSK to Coromant Capto® adaptor	545
HSK to ER collet chuck	550
Cylindrical shank to CoroMill® 327 adaptor	552
Coromant Capto® to ER collet chuck	553
Non-rotating tools adaptors	554
QS™ Micro Holding shank adaptor	554



HSK to Weldon adaptor

Machine side interface HSK A/C



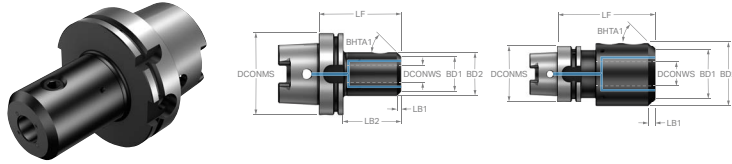
Metric (mm)

Ordering code	DCON _{MS} [inch]	DCON _{WS} [inch]	LF [inch]	LB ₁ [inch]	LB ₂ [inch]	LB ₃ [inch]	CNSC	CXSC	BD ₁ [inch]	BD ₂ [inch]	BD ₃ [inch]	BHTA ₁ [deg]	BHTA ₂ [deg]	CP [lbf/in ²]	TQ [ft]	RPMX [1/min]
HA06-WE08-B028-070	2.480	0.315	2.756	0.157	1.535	2.756	1	9	0.787	1.102	2.480	45.0	0.0	1160	5.2	20500
HA06-WE10-B035-070	2.480	0.394	2.756	0.157	1.732	2.756	1	9	1.063	1.378	2.480	45.0	0.0	1160	7.4	20500
HA06-WE12-B042-080	2.480	0.472	3.150	0.197	2.126	3.150	1	9	1.260	1.654	2.480	45.0	0.0	1160	8.9	20500
HA06-WE16-B048-080	2.480	0.630	3.150	0.197	2.126	3.150	1	9	1.496	1.890	2.480	45.0	0.0	1160	11.1	20500
HA06-WE20-B052-085	2.480	0.787	3.346	0.197	2.323	3.346	1	9	1.654	2.047	2.480	45.0	0.0	1160	14.8	20500
HA06-WE25-B065-110	2.480	0.984	4.331	0.315	4.331		1	9	1.929	2.559		45.0	0.0	1160	18.4	20500
HA06-WE32-B072-110	2.480	1.260	4.331	0.315	4.331		1	9	2.205	2.835		45.0	0.0	1160	33.2	20500
HA10-WE12-B042-090	3.937	0.472	3.543	0.197	1.929	3.543	1	9	1.260	1.654	3.937	45.0	0.0	1160	8.9	12500
HA10-WE16-B048-100	3.937	0.630	3.937	0.197	2.480	3.937	1	9	1.496	1.890	3.937	45.0	0.0	1160	11.1	12500
HA10-WE20-B052-100	3.937	0.787	3.937	0.197	2.598	3.937	1	9	1.654	2.047	3.937	45.0	0.0	1160	14.8	12500
HA10-WE25-B065-100	3.937	0.984	3.937	0.315	2.795	3.937	1	9	1.929	2.559	3.937	45.0	0.0	1160	18.4	12500
HA10-WE32-B072-100	3.937	1.260	3.937	0.315	2.795	3.937	1	9	2.205	2.835	3.937	45.0	0.0	1160	33.2	12500
HA10-WE40-B090-125	3.937	1.575	4.921	0.315	3.780	4.921	1	9	3.307	3.543	3.937	45.0	0.0	1160	33.2	12500



HSK to Weldon adaptor

Machine side interface HSK A/C



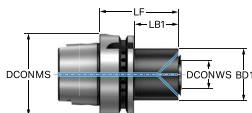
Imperial (inch)

	Ordering code	DCON _{MS} [mm]	DCON _{WS} [mm]	LF [mm]	LB ₁ [mm]	LB ₂ [mm]	LB ₃ [mm]	CNSC	CXSC	BD ₁ [mm]	BD ₂ [mm]	BD ₃ [mm]	BHTA ₁ [deg]	BHTA ₂ [deg]	CP [bar]	TQ [Nm]	RPMX [1/min]
NEW	HA06-AWE06-B025-060	63.00	6.35	60.00	2.8	29.0	60.0	1	9	19.6	25.2	63.0	30.0	0.0	80	3.0	20500
NEW	HA06-AWE09-B030-075	63.00	9.52	75.00	7.5	44.0	75.0	1	9	20.8	29.5	63.0	30.0	0.0	80	10.0	20500
NEW	HA06-AWE12-B036-080	63.00	12.70	80.00	7.5	54.0	80.0	1	9	27.1	35.8	63.0	30.0	0.0	80	12.0	20500
NEW	HA06-AWE15-B041-080	63.00	15.88	80.00	7.5	54.0	80.0	1	9	32.3	41.0	63.0	30.0	0.0	80	15.0	20500
NEW	HA06-AWE19-B044-085	63.00	19.05	85.00	7.5	59.0	85.0	1	9	35.8	44.5	63.0	30.0	0.0	80	20.0	20500
NEW	HA06-AWE25-B057-105	63.00	25.40	105.00	7.5	79.0	105.0	1	9	48.4	57.1	63.0	30.0	0.0	80	25.0	20500
NEW	HA06-AWE31-B063-110	63.00	31.75	110.00	7.5	110.0		1	9	54.3	63.0		30.0	0.0	80	45.0	20500
NEW	HA10-AWE06-B025-075	100.00	6.35	75.00	2.8	32.0	75.0	1	9	19.6	25.2	100.0	30.0	0.0	80	3.0	12500
NEW	HA10-AWE09-B030-085	100.00	9.52	85.00	7.5	42.0	85.0	1	9	20.8	29.5	100.0	30.0	0.0	80	10.0	12500
NEW	HA10-AWE12-B036-090	100.00	12.70	90.00	7.5	49.0	90.0	1	9	27.1	35.8	100.0	30.0	0.0	80	12.0	12500
NEW	HA10-AWE15-B041-095	100.00	15.88	95.00	7.5	54.0	95.0	1	9	32.3	41.0	100.0	30.0	0.0	80	15.0	12500
NEW	HA10-AWE19-B044-090	100.00	19.05	90.00	7.5	53.0	90.0	1	9	35.8	44.5	100.0	30.0	0.0	80	20.0	12500
NEW	HA10-AWE25-B057-100	100.00	25.40	100.00	7.5	66.0	100.0	1	9	48.4	57.1	100.0	30.0	0.0	80	25.0	12500
NEW	HA10-AWE31-B063-100	100.00	31.75	100.00	7.5	71.0	100.0	1	9	54.3	63.0	100.0	30.0	0.0	80	45.0	12500
NEW	HA10-AWE38-B070-110	100.00	38.10	110.00	7.5	81.0	110.0	1	9	61.3	70.0	100.0	30.0	0.0	80	45.0	12500
NEW	HA10-AWE50-B093-135	100.00	50.80	135.00	7.5	106.0	135.0	1	9	84.8	93.5	100.0	30.0	0.0	80	60.0	12500



HSK to arbor with driving screws adaptor

Machine side interface HSK A/C



Metric (mm)

	Ordering code	DCON _{MS} [mm]	DCON _{WS} [mm]	LF [mm]	LSC [mm]	LB ₁ [mm]	LB ₂ [mm]	CNSC	CXSC	BD ₁ [mm]	BD ₂ [mm]	BHTA ₁ [deg]	BHTA ₂ [deg]	CP [bar]	TQ [Nm]	RPMX [1/min]
NEW	HA06-X10-032-055A	63.00	10.00	55.00	2.40	28.0	55.0	1	4	32.0	63.0	0.0	0.0	80	6.4	12000
NEW	HA06-X22-040-060A	63.00	22.00	60.00	2.40	33.0	60.0	1	4	40.0	63.0	0.0	0.0	80	3.9	11000
NEW	HA06-X32-063-080A	63.00	32.00	80.00	2.40	80.0		1	4	63.0		0.0		80	6.4	10000

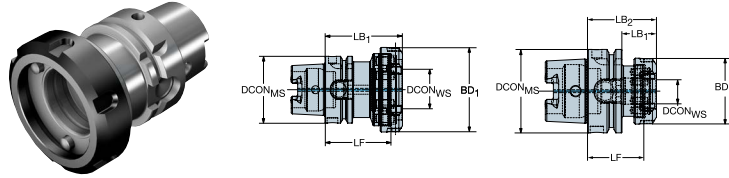
Imperial (inch)

	Ordering code	DCON _{MS} [inch]	DCON _{WS} [inch]	LF [inch]	LSC [inch]	LB ₁ [inch]	LB ₂ [inch]	CNSC	CXSC	BD ₁ [inch]	BD ₂ [inch]	BHTA ₁ [deg]	BHTA ₂ [deg]	CP [lbf/in2]	TQ [ft]	RPMX [1/min]
NEW	HA06-X10-032-055A	2.480	0.394	2.165	0.094	1.102	2.165	1	4	1.260	2.480	0.0	0.0	1160	4.7	12000
NEW	HA06-X22-040-060A	2.480	0.866	2.362	0.094	1.299	2.362	1	4	1.575	2.480	0.0	0.0	1160	2.9	11000
NEW	HA06-X32-063-080A	2.480	1.260	3.150	0.094	3.150		1	4	2.480		0.0		1160	4.7	10000



HSK to MDI adaptor

Machine side interface HSK A/C/T



Metric (mm)

	Ordering code	DCON _{MS} [mm]	DCON _{WS} [mm]	LF [mm]	LB ₁ [mm]	LB ₂ [mm]	CN	CX	BD ₁ [mm]	BD ₂ [mm]	BHTA ₁ [deg]	BHTA ₂ [deg]	CP [bar]	TQ [Nm]	RPMX [1/min]
NEW	HT06-DM20-N-042A	63.00	20.00	42.00	26.0	52.0	1	1	49.7	63.0	0.0	0.0	80	135.0	20000
NEW	HT06-DM25-N-050A	63.00	25.00	50.00	34.0	60.0	1	1	62.7	63.0	0.0	0.0	80	170.0	20000
NEW	HT06-DM32-N-050A	63.00	32.00	50.00	60.0		1	1	67.7		0.0		80	200.0	20000
NEW	HT06-DM40-N-061A	63.00	40.00	61.00	73.0		1	1	79.7		0.0		80	230.0	20500
NEW	HT10-DM25-N-048A	100.00	25.00	48.00	29.0	58.0	1	1	62.7	100.0	0.0	0.0	80	170.0	12500
NEW	HT10-DM32-N-048A	100.00	32.00	48.00	29.0	58.0	1	1	67.7	100.0	0.0	0.0	80	200.0	12500
NEW	HT10-DM40-N-048A	100.00	40.00	48.00	31.0	60.0	1	1	79.7	100.0	0.0	0.0	80	230.0	12500
NEW	HT10-DM50-N-055A	100.00	50.00	55.00	40.0	69.0	1	1	94.7	100.0	0.0	0.0	80	250.0	12500

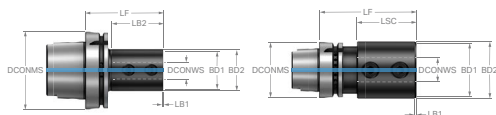
Imperial (inch)

	Ordering code	DCON _{MS} [inch]	DCON _{WS} [inch]	LF [inch]	LB ₁ [inch]	LB ₂ [inch]	CN	CX	BD ₁ [inch]	BD ₂ [inch]	BHTA ₁ [deg]	BHTA ₂ [deg]	CP [lbf/in2]	TQ [ft]	RPMX [1/min]
NEW	HT06-DM20-N-042A	2.480	0.787	1.654	1.026	2.047	1	1	1.957	2.480	0.0	0.0	1160	99.6	20000
NEW	HT06-DM25-N-050A	2.480	0.984	1.969	1.341	2.362	1	1	2.469	2.480	0.0	0.0	1160	125.4	20000
NEW	HT06-DM32-N-050A	2.480	1.260	1.969	2.362		1	1	2.665		0.0		1160	147.5	20000
NEW	HT06-DM40-N-061A	2.480	1.575	2.402	2.874		1	1	3.138		0.0		1160	169.6	20500
NEW	HT10-DM25-N-048A	3.937	0.984	1.890	1.142	2.283	1	1	2.469	3.937	0.0	0.0	1160	125.4	12500
NEW	HT10-DM32-N-048A	3.937	1.260	1.890	1.142	2.283	1	1	2.665	3.937	0.0	0.0	1160	147.5	12500
NEW	HT10-DM40-N-048A	3.937	1.575	1.890	1.220	2.362	1	1	3.138	3.937	0.0	0.0	1160	169.6	12500
NEW	HT10-DM50-N-055A	3.937	1.969	2.165	1.575	2.717	1	1	3.728	3.937	0.0	0.0	1160	184.4	12500



HSK to ISO 9766 adaptor

Machine side interface HSK A/C



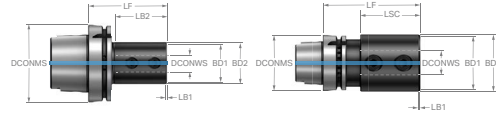
Metric (mm)

	Ordering code	DCON _{MS} [mm]	DCON _{WS} [mm]	LF [mm]	LB ₁ [mm]	LB ₂ [mm]	LB ₃ [mm]	CNSC	CXSC	BD ₁ [mm]	BD ₂ [mm]	BD ₃ [mm]	BHTA ₁ [deg]	BHTA ₂ [deg]	CP [bar]	TQ [Nm]	RPMX [1/min]
NEW	HT06-DR16-A036-080	63.00	16.00	80.00	2.0	54.0	80.0	1	1	32.0	36.0	63.0	45.0	0.0	80	10.0	20500
NEW	HT06-DR20-A040-080	63.00	20.00	80.00	2.0	54.0	80.0	1	1	36.0	40.0	63.0	45.0	0.0	80	12.0	20500
NEW	HT06-DR25-A045-090	63.00	25.00	90.00	2.0	64.0	90.0	1	1	41.0	45.0	63.0	45.0	0.0	80	20.0	20500
NEW	HT06-DR32-A052-090	63.00	32.00	90.00	2.0	64.0	90.0	1	1	48.0	52.0	63.0	45.0	0.0	80	30.0	20500
NEW	HT06-DR40-A065-110	63.00	40.00	110.00	2.0	110.0		1	1	61.0	65.0		45.0	0.0	80	40.0	20500
NEW	HT08-DR20-A040-085	80.00	20.00	85.00	2.0	59.0	85.0	1	1	36.0	40.0	80.0	45.0	0.0	80	12.0	14000
NEW	HT08-DR25-A045-090	80.00	25.00	90.00	2.0	64.0	90.0	1	1	41.0	45.0	80.0	45.0	0.0	80	20.0	14000
NEW	HT08-DR32-A052-095	80.00	32.00	95.00	2.0	69.0	95.0	1	1	48.0	52.0	80.0	45.0	0.0	80	30.0	14000
NEW	HT08-DR40-A065-110	80.00	40.00	110.00	2.0	84.0	110.0	1	1	61.0	65.0	80.0	45.0	0.0	80	40.0	14000
NEW	HT10-DR16-A036-090	100.00	16.00	90.00	2.0	49.0	90.0	1	1	32.0	36.0	100.0	45.0	0.0	80	10.0	12500
NEW	HT10-DR20-A040-090	100.00	20.00	90.00	2.0	49.0	90.0	1	1	36.0	40.0	100.0	45.0	0.0	80	12.0	12500
NEW	HT10-DR25-A045-100	100.00	25.00	100.00	2.0	66.0	100.0	1	1	41.0	45.0	100.0	45.0	0.0	80	20.0	12500
NEW	HT10-DR32-A052-100	100.00	32.00	100.00	2.0	66.0	100.0	1	1	48.0	52.0	100.0	45.0	0.0	80	30.0	12500
NEW	HT10-DR40-A065-110	100.00	40.00	110.00	2.0	76.0	110.0	1	1	61.0	65.0	100.0	45.0	0.0	80	40.0	12500
NEW	HT10-DR50-A075-120	100.00	50.00	120.00	2.0	86.0	120.0	1	1	71.0	75.0	100.0	45.0	0.0	80	45.0	12500



HSK to ISO 9766 adaptor

Machine side interface HSK A/C



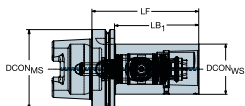
Imperial (inch)

	Ordering code	DCON _{MS} [inch]	DCON _{WS} [inch]	LF [inch]	LB ₁ [inch]	LB ₂ [inch]	LB ₃ [inch]	CNSC	CXSC	BD ₁ [inch]	BD ₂ [inch]	BD ₃ [inch]	BHTA ₁ [deg]	BHTA ₂ [deg]	CP [lbf/in ²]	TQ [ft]	RPMX [1/min]
NEW	HT06-DR16-A036-080	2.480	0.630	3.150	0.079	2.126	3.150	1	1	1.260	1.417	2.480	45.0	0.0	1160	7.4	20500
NEW	HT06-DR20-A040-080	2.480	0.787	3.150	0.079	2.126	3.150	1	1	1.417	1.575	2.480	45.0	0.0	1160	8.9	20500
NEW	HT06-DR25-A045-090	2.480	0.984	3.543	0.079	2.520	3.543	1	1	1.614	1.772	2.480	45.0	0.0	1160	14.8	20500
NEW	HT06-DR32-A052-090	2.480	1.260	3.543	0.079	2.520	3.543	1	1	1.890	2.047	2.480	45.0	0.0	1160	22.1	20500
NEW	HT06-DR40-A065-110	2.480	1.575	4.331	0.079	4.331		1	1	2.402	2.559		45.0	0.0	1160	29.5	20500
NEW	HT08-DR20-A040-085	3.150	0.787	3.346	0.079	2.323	3.346	1	1	1.417	1.575	3.150	45.0	0.0	1160	8.9	14000
NEW	HT08-DR25-A045-090	3.150	0.984	3.543	0.079	2.520	3.543	1	1	1.614	1.772	3.150	45.0	0.0	1160	14.8	14000
NEW	HT08-DR32-A052-095	3.150	1.260	3.740	0.079	2.717	3.740	1	1	1.890	2.047	3.150	45.0	0.0	1160	22.1	14000
NEW	HT08-DR40-A065-110	3.150	1.575	4.331	0.079	3.307	4.331	1	1	2.402	2.559	3.150	45.0	0.0	1160	29.5	14000
NEW	HT10-DR16-A036-090	3.937	0.630	3.543	0.079	1.929	3.543	1	1	1.260	1.417	3.937	45.0	0.0	1160	7.4	12500
NEW	HT10-DR20-A040-090	3.937	0.787	3.543	0.079	1.929	3.543	1	1	1.417	1.575	3.937	45.0	0.0	1160	8.9	12500
NEW	HT10-DR25-A045-100	3.937	0.984	3.937	0.079	2.598	3.937	1	1	1.614	1.772	3.937	45.0	0.0	1160	14.8	12500
NEW	HT10-DR32-A052-100	3.937	1.260	3.937	0.079	2.598	3.937	1	1	1.890	2.047	3.937	45.0	0.0	1160	22.1	12500
NEW	HT10-DR40-A065-110	3.937	1.575	4.331	0.079	2.992	4.331	1	1	2.402	2.559	3.937	45.0	0.0	1160	29.5	12500
NEW	HT10-DR50-A075-120	3.937	1.969	4.724	0.079	3.386	4.724	1	1	2.795	2.953	3.937	45.0	0.0	1160	33.2	12500



HSK to Coromant Capto[®] adaptor with Quick change

Machine side interface HSK A/C



Metric (mm)

Ordering code	DCON _{MS} [mm]	DCON _{WS} [mm]	LF [mm]	LB ₁ [mm]	LB ₂ [mm]	CNSC	CXSC	BD ₁ [mm]	BD ₂ [mm]	BHTA ₁ [deg]	BHTA ₂ [deg]	CP [bar]	TQ [Nm]	RPMX [1/min]
HA06-QC-C5-115A	63.00	50.00	115.00	88.0	115.0	1	1	50.0	63.0	0.0	0.0	100	70.0	20500
HA10-QC-C6-135A	100.00	63.00	135.00	105.0	135.0	1	1	63.0	100.0	0.0	0.0	100	90.0	12500
HA10-QC-C8-165A	100.00	80.00	165.00	135.0	165.0	1	1	80.0	100.0	0.0	0.0	100	130.0	12500

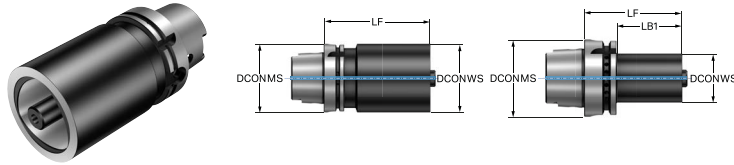
Imperial (inch)

Ordering code	DCON _{MS} [inch]	DCON _{WS} [inch]	LF [inch]	LB ₁ [inch]	LB ₂ [inch]	CNSC	CXSC	BD ₁ [inch]	BD ₂ [inch]	BHTA ₁ [deg]	BHTA ₂ [deg]	CP [lbf/in2]	TQ [ft]	RPMX [1/min]
HA06-QC-C5-115A	2.480	1.969	4.528	3.465	4.528	1	1	1.969	2.480	0.0	0.0	1450	51.6	20500
HA10-QC-C6-135A	3.937	2.480	5.315	4.134	5.315	1	1	2.480	3.937	0.0	0.0	1450	66.4	12500
HA10-QC-C8-165A	3.937	3.150	6.496	5.315	6.496	1	1	3.150	3.937	0.0	0.0	1450	95.9	12500



HSK to Coromant Capto[®] adaptor

Machine side interface HSK A/C



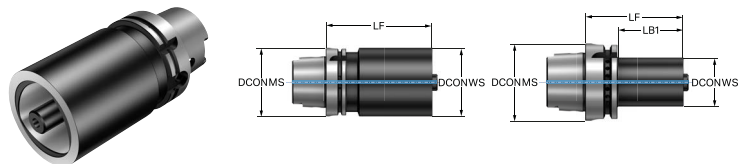
Metric (mm)

Ordering code	DCON _{MS} [mm]	DCON _{WS} [mm]	LF [mm]	LB ₁ [mm]	LB ₂ [mm]	LB ₃ [mm]	CNSC	CXSC	BD ₁ [mm]	BD ₂ [mm]	BD ₃ [mm]	BHTA ₁ [deg]	BHTA ₂ [deg]	CP [bar]	TQ [Nm]
HA05-C3-032-075	50.00	32.00	75.00	49.0	75.0		1	1	32.0	50.0		0.0	0.0	100	45.0
HA05-C4-040-080	50.00	40.00	80.00	54.0	80.0		1	1	40.0	50.0		0.0	0.0	100	55.0
HA06-C3-032-075	63.00	32.00	75.00	49.0	75.0		1	1	32.0	63.0		0.0	0.0	100	45.0
HA06-C4-040-080	63.00	40.00	80.00	54.0	80.0		1	1	40.0	63.0		0.0	0.0	100	55.0
HA06-C5-050-090	63.00	50.00	90.00	64.0	90.0		1	1	50.0	63.0		0.0	0.0	100	95.0
HA08-C4-040-090	80.00	40.00	90.00	64.0	90.0		1	1	40.0	80.0		0.0	0.0	100	55.0
HA08-C5-050-095	80.00	50.00	95.00	69.0	95.0		1	1	50.0	80.0		0.0	0.0	100	95.0
HA08-C6-063-110	80.00	63.00	110.00	84.0	110.0		1	1	63.0	80.0		0.0	0.0	100	170.0
HA10-C10-100-155	100.00	100.00	155.00	155.0			1	1	100.0			0.0		100	380.0
HA10-C3-032-080	100.00	32.00	80.00	43.0	51.0	80.0	1	1	32.0	32.0	100.0	0.0	45.0	100	45.0
HA10-C4-040-090	100.00	40.00	90.00	61.0	90.0		1	1	40.0	100.0		0.0	0.0	100	55.0
HA10-C5-050-100	100.00	50.00	100.00	71.0	100.0		1	1	50.0	100.0		0.0	0.0	100	95.0
HA10-C6-063-110	100.00	63.00	110.00	81.0	110.0		1	1	63.0	100.0		0.0	0.0	100	170.0
HA10-C8-080-120	100.00	80.00	120.00	91.0	120.0		1	1	80.0	100.0		0.0	0.0	100	170.0
HA12-C10-100-160	125.00	100.00	160.00	131.0	160.0		1	1	100.0	125.0		0.0	0.0	100	380.0
HA12-C4-040-095	125.00	40.00	95.00	46.0	66.0	95.0	1	1	40.0	40.0	125.0	0.0	45.0	100	55.0
HA12-C5-050-105	125.00	50.00	105.00	66.0	76.0	105.0	1	1	50.0	50.0	125.0	0.0	45.0	100	95.0
HA12-C6-063-120	125.00	63.00	120.00	91.0	120.0		1	1	63.0	125.0		0.0	0.0	100	170.0
HA12-C8-080-130	125.00	80.00	130.00	101.0	130.0		1	1	80.0	125.0		0.0	0.0	100	170.0
HA16-C10-100-160	160.00	100.00	160.00	129.0	160.0		1	1	100.0	160.0		0.0	0.0	100	380.0
HA16-C6-063-125	160.00	63.00	125.00	94.0	125.0		1	1	63.0	160.0		0.0	0.0	100	170.0
HA16-C8-080-135	160.00	80.00	135.00	104.0	135.0		1	1	80.0	160.0		0.0	0.0	100	170.0



HSK to Coromant Capto® adaptor

Machine side interface HSK A/C

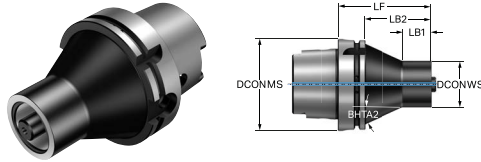


Imperial (inch)

Ordering code	DCON _{MS} [inch]	DCON _{WS} [inch]	LF [inch]	LB ₁ [inch]	LB ₂ [inch]	LB ₃ [inch]	CNSC	CXSC	BD ₁ [inch]	BD ₂ [inch]	BD ₃ [inch]	BHTA ₁ [deg]	BHTA ₂ [deg]	CP [lbf/in ²]	TQ [ft]
HA05-C3-032-075	1.969	1.260	2.953	1.929	2.953		1	1	1.260	1.969		0.0	0.0	1450	33.2
HA05-C4-040-080	1.969	1.575	3.150	2.126	3.150		1	1	1.575	1.969		0.0	0.0	1450	40.6
HA06-C3-032-075	2.480	1.260	2.953	1.929	2.953		1	1	1.260	2.480		0.0	0.0	1450	33.2
HA06-C4-040-080	2.480	1.575	3.150	2.126	3.150		1	1	1.575	2.480		0.0	0.0	1450	40.6
HA06-C5-050-090	2.480	1.969	3.543	2.520	3.543		1	1	1.969	2.480		0.0	0.0	1450	70.1
HA08-C4-040-090	3.150	1.575	3.543	2.520	3.543		1	1	1.575	3.150		0.0	0.0	1450	40.6
HA08-C5-050-095	3.150	1.969	3.740	2.717	3.740		1	1	1.969	3.150		0.0	0.0	1450	70.1
HA08-C6-063-110	3.150	2.480	4.331	3.307	4.331		1	1	2.480	3.150		0.0	0.0	1450	125.4
HA10-C10-100-155	3.937	3.937	6.102	6.102			1	1	3.937			0.0		1450	280.3
HA10-C3-032-080	3.937	1.260	3.150	1.693	2.008	3.150	1	1	1.260	1.260	3.937	0.0	45.0	1450	33.2
HA10-C4-040-090	3.937	1.575	3.543	2.402	3.543		1	1	1.575	3.937		0.0	0.0	1450	40.6
HA10-C5-050-100	3.937	1.969	3.937	2.795	3.937		1	1	1.969	3.937		0.0	0.0	1450	70.1
HA10-C6-063-110	3.937	2.480	4.331	3.189	4.331		1	1	2.480	3.937		0.0	0.0	1450	125.4
HA10-C8-080-120	3.937	3.150	4.724	3.583	4.724		1	1	3.150	3.937		0.0	0.0	1450	125.4
HA12-C10-100-160	4.921	3.937	6.299	5.157	6.299		1	1	3.937	4.921		0.0	0.0	1450	280.3
HA12-C4-040-095	4.921	1.575	3.740	1.811	2.598	3.740	1	1	1.575	1.575	4.921	0.0	45.0	1450	40.6
HA12-C5-050-105	4.921	1.969	4.134	2.598	2.992	4.134	1	1	1.969	1.969	4.921	0.0	45.0	1450	70.1
HA12-C6-063-120	4.921	2.480	4.724	3.583	4.724		1	1	2.480	4.921		0.0	0.0	1450	125.4
HA12-C8-080-130	4.921	3.150	5.118	3.976	5.118		1	1	3.150	4.921		0.0	0.0	1450	125.4
HA16-C10-100-160	6.299	3.937	6.299	5.079	6.299		1	1	3.937	6.299		0.0	0.0	1450	280.3
HA16-C6-063-125	6.299	2.480	4.921	3.701	4.921		1	1	2.480	6.299		0.0	0.0	1450	125.4
HA16-C8-080-135	6.299	3.150	5.315	4.094	5.315		1	1	3.150	6.299		0.0	0.0	1450	125.4

HSK to Coromant Capto[®] adaptor

Machine side interface HSK A/C



Metric (mm)

Ordering code	DCON _{MS} [mm]	DCON _{WS} [mm]	LF [mm]	LB ₁ [mm]	LB ₂ [mm]	LB ₃ [mm]	CNSC	CXSC	BD ₁ [mm]	BD ₂ [mm]	BD ₃ [mm]	BHTA ₁ [deg]	BHTA ₂ [deg]	CP [bar]	TQ [Nm]
HA10-C3HD-032-080	100.00	32.00	80.00	20.0	51.0	80.0	1	1	32.0	32.0	100.0	0.0	41.1	100	45.0
HA10-C4HD-040-090	100.00	40.00	90.00	20.0	61.0	90.0	1	1	40.0	40.0	100.0	0.0	29.3	100	55.0
HA10-C5HD-050-100	100.00	50.00	100.00	30.0	71.0	100.0	1	1	50.0	50.0	100.0	0.0	23.7	100	95.0
HA10-C6HD-063-110	100.00	63.00	110.00	30.0	81.0	110.0	1	1	63.0	63.0	100.0	0.0	12.7	100	170.0
HA12-C4HD-040-095	125.00	40.00	95.00	20.0	66.0	95.0	1	1	40.0	40.0	125.0	0.0	36.5	100	55.0
HA12-C5HD-050-105	125.00	50.00	105.00	20.0	76.0	105.0	1	1	50.0	50.0	125.0	0.0	27.4	100	95.0
HA12-C6HD-063-120	125.00	63.00	120.00	30.0	91.0	120.0	1	1	63.0	63.0	125.0	0.0	20.3	100	170.0
HA12-C8HD-080-130	125.00	80.00	130.00	30.0	101.0	130.0	1	1	80.0	80.0	125.0	0.0	11.2	100	170.0

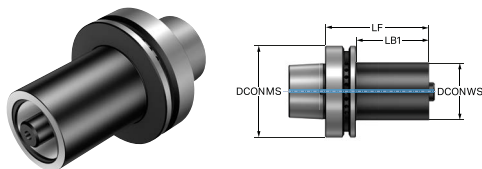
Imperial (inch)

Ordering code	DCON _{MS} [inch]	DCON _{WS} [inch]	LF [inch]	LB ₁ [inch]	LB ₂ [inch]	LB ₃ [inch]	CNSC	CXSC	BD ₁ [inch]	BD ₂ [inch]	BD ₃ [inch]	BHTA ₁ [deg]	BHTA ₂ [deg]	CP [lbf/in2]	TQ [ft]
HA10-C3HD-032-080	3.937	1.260	3.150	0.787	2.008	3.150	1	1	1.260	1.260	3.937	0.0	41.1	1450	33.2
HA10-C4HD-040-090	3.937	1.575	3.543	0.787	2.402	3.543	1	1	1.575	1.575	3.937	0.0	29.3	1450	40.6
HA10-C5HD-050-100	3.937	1.969	3.937	1.181	2.795	3.937	1	1	1.969	1.969	3.937	0.0	23.7	1450	70.1
HA10-C6HD-063-110	3.937	2.480	4.331	1.181	3.189	4.331	1	1	2.480	2.480	3.937	0.0	12.7	1450	125.4
HA12-C4HD-040-095	4.921	1.575	3.740	0.787	2.598	3.740	1	1	1.575	1.575	4.921	0.0	36.5	1450	40.6
HA12-C5HD-050-105	4.921	1.969	4.134	0.787	2.992	4.134	1	1	1.969	1.969	4.921	0.0	27.4	1450	70.1
HA12-C6HD-063-120	4.921	2.480	4.724	1.181	3.583	4.724	1	1	2.480	2.480	4.921	0.0	20.3	1450	125.4
HA12-C8HD-080-130	4.921	3.150	5.118	1.181	3.976	5.118	1	1	3.150	3.150	4.921	0.0	11.2	1450	125.4



HSK to Coromant Capto[®] adaptor

Machine side interface HSK A/C



Metric (mm)

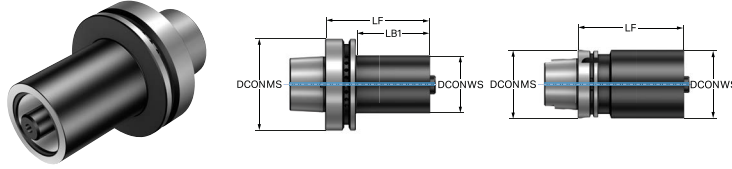
Ordering code	DCON _{MS} [mm]	DCON _{WS} [mm]	LF [mm]	LB ₁ [mm]	LB ₂ [mm]	CNSC	CXSC	DBC [mm]	BD ₁ [mm]	BD ₂ [mm]	BHTA ₁ [deg]	BHTA ₂ [deg]	CP [bar]	TQ [Nm]
HF08-C5-050-090	80.00	50.00	90.00	64.0	90.0	1	1	58.0	50.0	80.0	0.0	0.0	100	95.0

Imperial (inch)

Ordering code	DCON _{MS} [inch]	DCON _{WS} [inch]	LF [inch]	LB ₁ [inch]	LB ₂ [inch]	CNSC	CXSC	DBC [inch]	BD ₁ [inch]	BD ₂ [inch]	BHTA ₁ [deg]	BHTA ₂ [deg]	CP [lbf/in2]	TQ [ft]
HF08-C5-050-090	3.150	1.969	3.543	2.520	3.543	1	1	2.28	1.969	3.150	0.0	0.0	1450	70.1

HSK to Coromant Capto[®] adaptor

Machine side interface HSK A/C/T



Metric (mm)

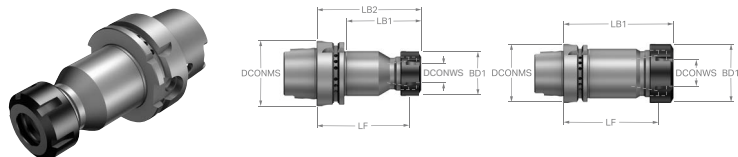
Ordering code	DCON _{MS} [mm]	DCON _{WS} [mm]	LF [mm]	LB ₁ [mm]	LB ₂ [mm]	CNSC	CXSC	BD ₁ [mm]	BD ₂ [mm]	BHTA ₁ [deg]	BHTA ₂ [deg]	CP [bar]	TQ [Nm]
HT04-C3-032-065	40.00	32.00	65.00	45.0	65.0	1	1	32.0	40.0	0.0	0.0	100	45.0
HT04-C4-040-075	40.00	40.00	75.00	75.0		1	1	40.0		0.0		100	55.0
HT06-C5-050-090	63.00	50.00	90.00	64.0	90.0	1	1	50.0	63.0	0.0	0.0	100	95.0
HT06-C6-063-110	63.00	63.00	110.00	110.0		1	1	63.0		0.0		100	170.0
HT10-C6-063-110	100.00	63.00	110.00	81.0	110.0	1	1	63.0	100.0	0.0	0.0	100	170.0
HT10-C8-080-120	100.00	80.00	120.00	91.0	120.0	1	1	80.0	100.0	0.0	0.0	100	170.0

Imperial (inch)

Ordering code	DCON _{MS} [inch]	DCON _{WS} [inch]	LF [inch]	LB ₁ [inch]	LB ₂ [inch]	CNSC	CXSC	BD ₁ [inch]	BD ₂ [inch]	BHTA ₁ [deg]	BHTA ₂ [deg]	CP [lbf/in2]	TQ [ft]
HT04-C3-032-065	1.575	1.260	2.559	1.772	2.559	1	1	1.260	1.575	0.0	0.0	1450	33.2
HT04-C4-040-075	1.575	1.575	2.953	2.953		1	1	1.575		0.0		1450	40.6
HT06-C5-050-090	2.480	1.969	3.543	2.520	3.543	1	1	1.969	2.480	0.0	0.0	1450	70.1
HT06-C6-063-110	2.480	2.480	4.331	4.331		1	1	2.480		0.0		1450	125.4
HT10-C6-063-110	3.937	2.480	4.331	3.189	4.331	1	1	2.480	3.937	0.0	0.0	1450	125.4
HT10-C8-080-120	3.937	3.150	4.724	3.583	4.724	1	1	3.150	3.937	0.0	0.0	1450	125.4



HSK to ER collet chuck

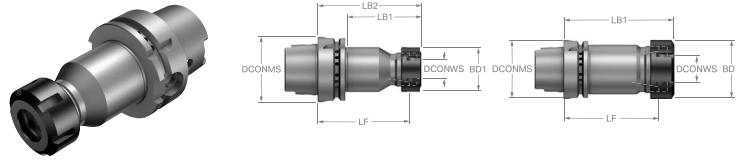


Metric (mm)

	Ordering code	DCON _{MS} [mm]	DCON _{WS} [mm]	LF [mm]	LB ₁ [mm]	LB ₂ [mm]	CNSC	CXSC	BD ₁ [mm]	BD ₂ [mm]	BHTA ₁ [deg]	BHTA ₂ [deg]	CP [bar]	RPMX [1/min]
NEW	HA04-ER25-A042-062	40.00	26.00	50.00	62.0		1	1	42.0		0.0		80	30000
NEW	HA05-ER32-A050-072	50.00	33.00	59.00	72.0		1	1	50.0		0.0		80	25000
NEW	HA06-ER16-A028-100	63.00	17.00	89.40	71.1	100.0	1	1	28.0	63.0	0.0	0.0	80	20500
NEW	HA06-ER20-A034-100	63.00	21.00	88.50	71.1	100.0	1	1	34.0	63.0	0.0	0.0	80	20500
NEW	HA06-ER25-A042-100	63.00	26.00	88.00	74.0	100.0	1	1	42.0	63.0	0.0	0.0	80	20500
NEW	HA06-ER32-A050-100	63.00	33.00	87.00	74.0	100.0	1	1	50.0	63.0	0.0	0.0	80	20500
NEW	HA06-ER40-A063-120	63.00	41.00	105.00	120.0		1	1	63.0		0.0		80	20500
NEW	HA10-ER20-A034-100	100.00	21.00	88.50	64.5	100.0	1	1	34.0	100.0	0.0	0.0	80	12500
NEW	HA10-ER25-A042-100	100.00	26.00	88.00	65.0	100.0	1	1	42.0	100.0	0.0	0.0	80	12500
NEW	HA10-ER32-A050-100	100.00	33.00	87.00	71.0	100.0	1	1	50.0	100.0	0.0	0.0	80	12500
NEW	HA10-ER40-A063-120	100.00	41.00	105.00	91.0	120.0	1	1	63.0	100.0	0.0	0.0	80	12500
NEW	HA10-ER50-A078-130	100.00	52.00	109.00	101.0	130.0	1	1	78.0	100.0	0.0	0.0	80	12500



HSK to ER collet chuck

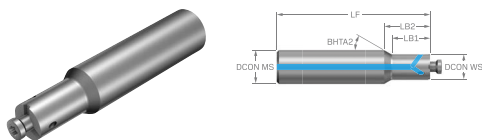


Imperial (inch)

	Ordering code	DCON _{MS} [inch]	DCON _{WS} [inch]	LF [inch]	LB ₁ [inch]	LB ₂ [inch]	CNSC	CXSC	BD ₁ [inch]	BD ₂ [inch]	BHTA ₁ [deg]	BHTA ₂ [deg]	CP [lbf/in ²]	RPMX [1/min]
NEW	HA04-ER25-A042-062	1.575	1.024	1.969	2.441		1	1	1.654		0.0		1160	30000
NEW	HA05-ER32-A050-072	1.969	1.299	2.323	2.835		1	1	1.969		0.0		1160	25000
NEW	HA06-ER16-A028-100	2.480	0.669	3.520	2.797	3.937	1	1	1.102	2.480	0.0	0.0	1160	20500
NEW	HA06-ER20-A034-100	2.480	0.827	3.484	2.797	3.937	1	1	1.339	2.480	0.0	0.0	1160	20500
NEW	HA06-ER25-A042-100	2.480	1.024	3.465	2.913	3.937	1	1	1.654	2.480	0.0	0.0	1160	20500
NEW	HA06-ER32-A050-100	2.480	1.299	3.425	2.913	3.937	1	1	1.969	2.480	0.0	0.0	1160	20500
NEW	HA06-ER40-A063-120	2.480	1.614	4.134	4.724		1	1	2.480		0.0		1160	20500
NEW	HA10-ER20-A034-100	3.937	0.827	3.484	2.539	3.937	1	1	1.339	3.937	0.0	0.0	1160	12500
NEW	HA10-ER25-A042-100	3.937	1.024	3.465	2.559	3.937	1	1	1.654	3.937	0.0	0.0	1160	12500
NEW	HA10-ER32-A050-100	3.937	1.299	3.425	2.795	3.937	1	1	1.969	3.937	0.0	0.0	1160	12500
NEW	HA10-ER40-A063-120	3.937	1.614	4.134	3.583	4.724	1	1	2.480	3.937	0.0	0.0	1160	12500
NEW	HA10-ER50-A078-130	3.937	2.047	4.291	3.976	5.118	1	1	3.071	3.937	0.0	0.0	1160	12500



Cylindrical shank to CoroMill® 327 adaptor



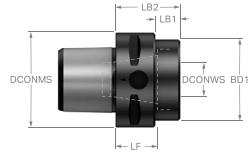
Metric (mm)

	Ordering code	DCON _{MS} [mm]	DCON _{WS} [mm]	LF [mm]	LB ₁ [mm]	LB ₂ [mm]	CNSC	CXSC	BD ₁ [mm]	BD ₂ [mm]	BHTA ₁ [deg]	BHTA ₂ [deg]	CP [bar]	TQ [Nm]
NEW	327-16A24SC-12	16.00	12.00	74.30	18.3	22.3	1	3	12.0	12.0	0.0	30.0	20	6.5
NEW	327-16A42EC-12	16.00	12.00	94.30	36.3	40.3	1	3	12.0	12.0	0.0	30.0	20	6.5
NEW	327-16A42EC-14	16.00	14.30	93.50	35.5	37.5	1	3	14.3	14.3	0.0	30.0	20	6.5
NEW	327-20A35SC-14	20.00	14.30	93.50	29.2	34.9	1	3	14.0	14.0	0.0	30.0	20	6.5

Imperial (inch)

	Ordering code	DCON _{MS} [inch]	DCON _{WS} [inch]	LF [inch]	LB ₁ [inch]	LB ₂ [inch]	CNSC	CXSC	BD ₁ [inch]	BD ₂ [inch]	BHTA ₁ [deg]	BHTA ₂ [deg]	CP [lbf/in2]	TQ [ft]
NEW	327-16A24SC-12	0.630	0.472	2.925	0.720	0.878	1	3	0.472	0.472	0.0	30.0	290	4.8
NEW	327-16A42EC-12	0.630	0.472	3.713	1.429	1.587	1	3	0.472	0.472	0.0	30.0	290	4.8
NEW	327-16A42EC-14	0.630	0.563	3.681	1.398	1.476	1	3	0.563	0.563	0.0	30.0	290	4.8
NEW	327-20A35SC-14	0.787	0.563	3.681	1.150	1.374	1	3	0.551	0.551	0.0	30.0	290	4.8

Coromant Capto® to ER collet chuck



Metric (mm)

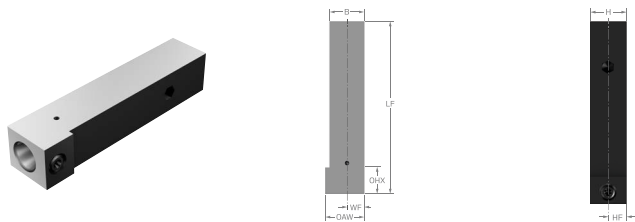
	Ordering code	DCON _{MS} [mm]	DCON _{WS} [mm]	LF [mm]	LB ₁ [mm]	LB ₂ [mm]	CNSC	CXSC	BD ₁ [mm]	BD ₂ [mm]	BHTA ₁ [deg]	BHTA ₂ [deg]
	C4-W-391.14-25035-A	40.00	26.00	23.00	35.0		3	1	43.0		0.0	
NEW	C5-W-391.14-25034-A	50.00	26.00	22.00	13.0	34.0	3	1	43.0	50.0	0.0	0.0

Imperial (inch)

	Ordering code	DCON _{MS} [inch]	DCON _{WS} [inch]	LF [inch]	LB ₁ [inch]	LB ₂ [inch]	CNSC	CXSC	BD ₁ [inch]	BD ₂ [inch]	BHTA ₁ [deg]	BHTA ₂ [deg]
	C4-W-391.14-25035-A	1.575	1.024	0.906	1.378		3	1	1.693		0.0	
NEW	C5-W-391.14-25034-A	1.969	1.024	0.866	0.512	1.339	3	1	1.693	1.969	0.0	0.0



QS™ Micro Holding shank adaptor



Metric (mm)

	Ordering code	H [mm]	LF ₁ [mm]	LF ₂ [mm]	WF ₁ [mm]	WF ₂ [mm]	HF ₁ [mm]	HF ₂ [mm]	OHN [mm]	OHX [mm]	CNSC	CXSC	OAW [mm]	OAH [mm]	CP [bar]
NEW	QSM12-N1012	10.00	80.00	80.00	6.00	6.00	5.0	5.0	12.0	12.0	3	1	16.00	12.0	150
NEW	QSM12-N1212	12.00	80.00	80.00	6.00	6.00	6.0	6.0	12.0	12.0	3	1	16.00	12.0	150
NEW	QSM16-N1616	16.00	80.00	80.00	8.00	8.00	8.0	8.0	12.0	12.0	3	1	18.00	16.0	150
NEW	QSM16-N2020	20.00	80.00		8.00		8.0		10.0	10.0	3	1	20.00	20.0	150

Imperial (inch)

	Ordering code	H [inch]	LF ₁ [inch]	LF ₂ [inch]	WF ₁ [inch]	WF ₂ [inch]	HF ₁ [inch]	HF ₂ [inch]	OHN [inch]	OHX [inch]	CNSC	CXSC	OAW [inch]	OAH [inch]	CP [lbf/in ²]
NEW	QSM12-N0608	0.375	3.150	3.150	0.236	0.236	0.189	0.189	0.472	0.472	3	1	0.630	0.472	2176
NEW	QSM12-N08	0.500	3.150	3.150	0.236	0.236	0.264	0.264	0.472	0.472	3	1	0.644	0.500	2176
NEW	QSM16-N10	0.625	3.150	3.150	0.315	0.315	0.310	0.310	0.472	0.472	3	1	0.706	0.625	2176
NEW	QSM16-N12	0.750	3.150		0.315		0.315		0.394	0.394	3	1	0.787	0.750	2176

Embrace sustainability with our recycling and reconditioning programs

At Sandvik Coromant we are committed to sustainability and reducing our environmental footprint. Our recycling and reconditioning programs are designed to not only benefit the planet but also offer practical solutions for our customers and suppliers.



Reconditioning program

Extend the life of your solid carbide tools with our reconditioning program. Why invest in new tools when you can save costs and resources by rejuvenating your existing ones? Our reconditioning service not only enhances tool longevity but also helps reduce waste in landfills. If you haven't already experienced the benefits of our reconditioning service, now is the time to give it a try and witness the difference firsthand.

Please check with your Sandvik contact for local reconditioning requirements.

Recycling program

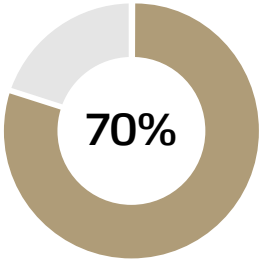
Join us in our mission to promote sustainability through our innovative recycling program. By participating in our buy-back program, you support a greener industry while enjoying a hassle-free experience. Our certified recycling process ensures minimal effort on your part, making it easy to contribute to a more sustainable future.

Choose Sandvik Coromant as your recycling partner and make a positive impact today.

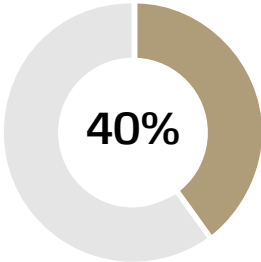
Recycling: for the sake of the environment

Environmental benefit

With each reconditioning, you get consistent tool quality, while the cost drops dramatically.



Production from recycled materials cuts overall carbon dioxide emissions by 40 percent.



Find out more about our sustainability initiatives:
www.sandvik.coromant.com/services



Authorized distributor

